

# FROG<sup>®</sup>

## Martin Marauder II

Built by the Martin Co. of the U.S.A., the Marauder was first flown in November 1940. In 1941 the Marauder was introduced into service with the U.S.A.A.F. and was later to serve with great distinction in many theatres of World War II with the R.A.F., the French and other allied nations. A total of 5,266 Marauders had been built at the end of World War II. Our model - 12" span. 81 parts.



Every time you buy a FROG kit with a Gold Token on the box you will find Gold Tokens inside which are worth exciting FREE GIFTS (U.K. only) Collect the Gold Tokens in FROG kits

International Model Aircraft Limited, Merton, S.W.19

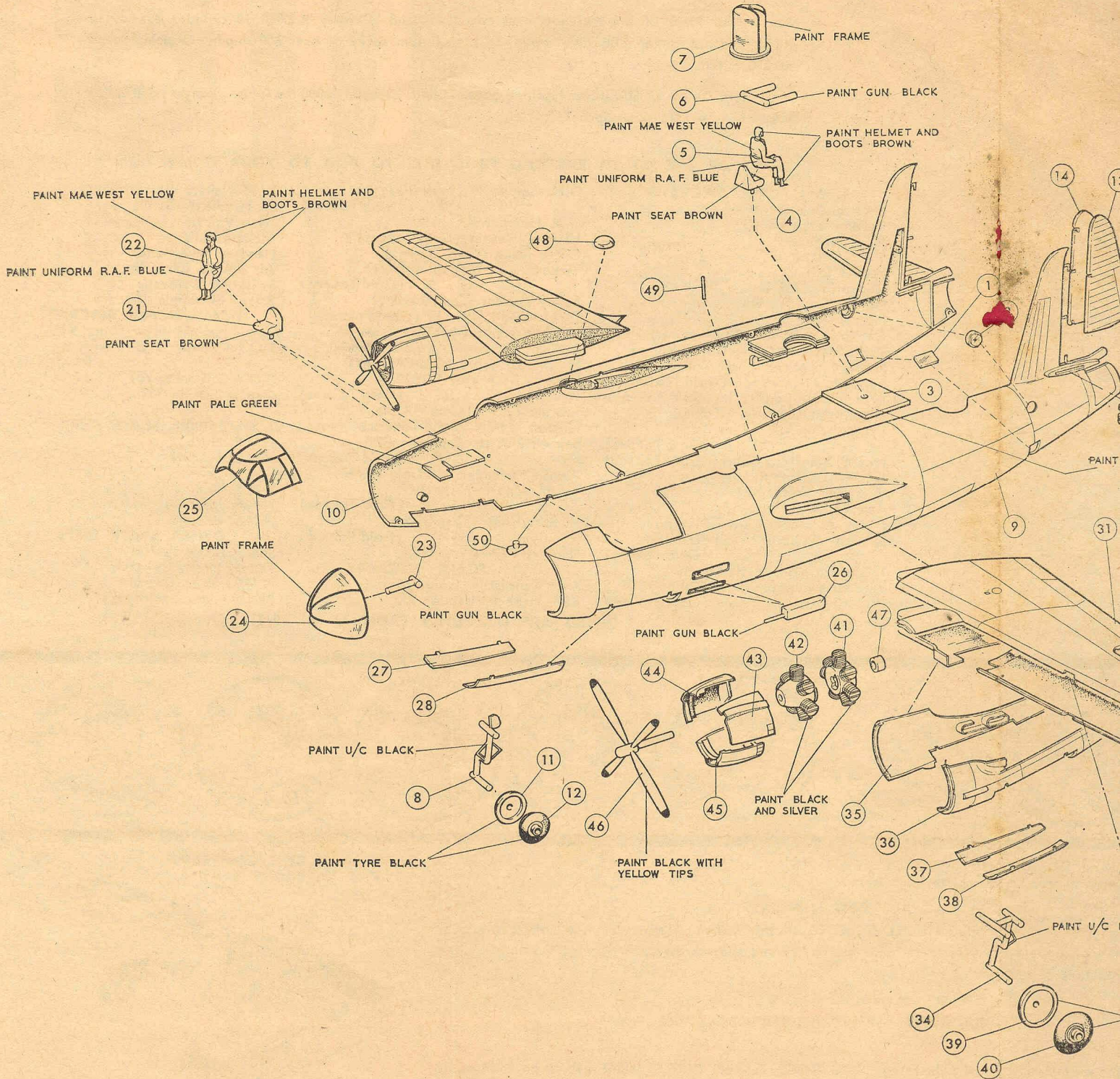




# FROG

# MARTIN MA

1/72nd Scale.





# N MARAUDER II

CAT. No. F.338

## INSTRUCTIONS

It is recommended that the instructions and exploded view are studied and assembly practised before commencing.

Use Frog or Britfix Polystyrene Cement and Frog or Humbrol Paints.

It may be necessary in some cases to mix two or more colours to obtain shades required. Paint all small parts before assembly.

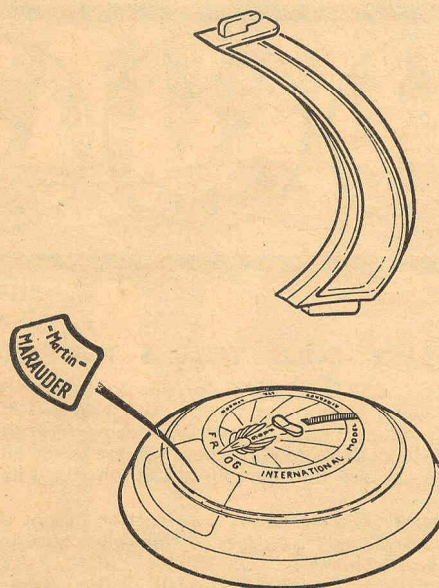
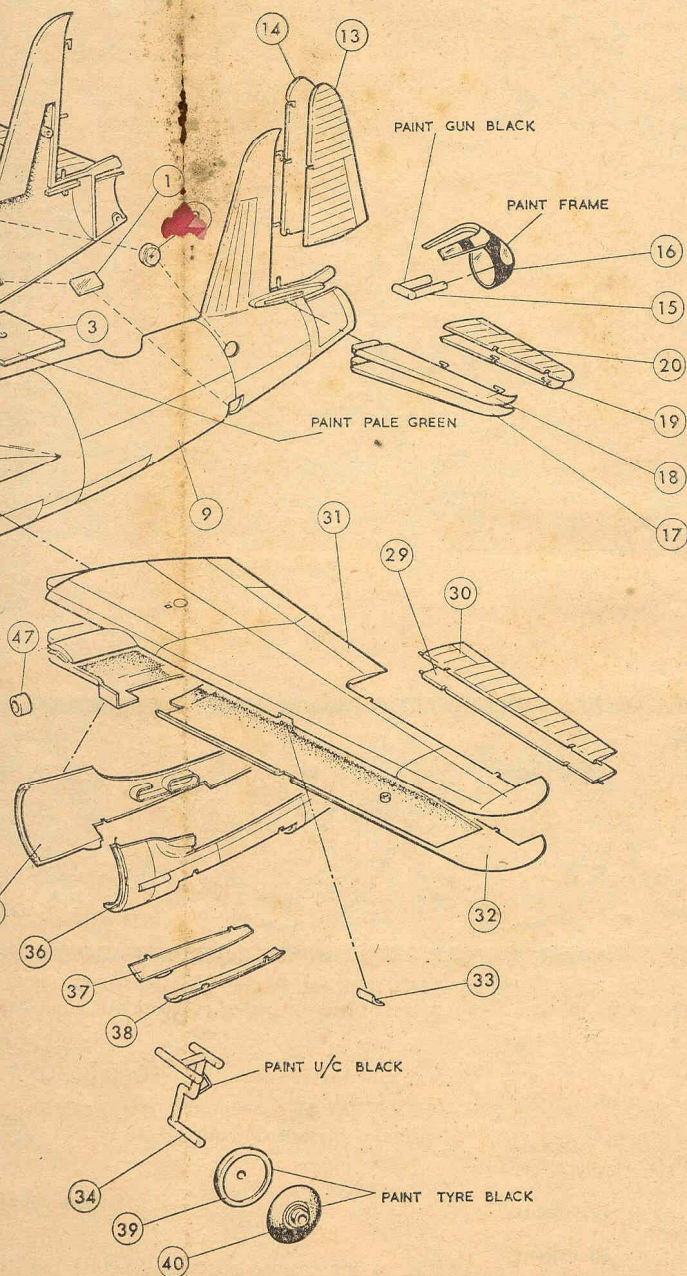
Great care should be taken on handling the capsules of cement to avoid getting the adhesive on the face or clothing, and in particular, in the eyes.

## ASSEMBLY INSTRUCTIONS

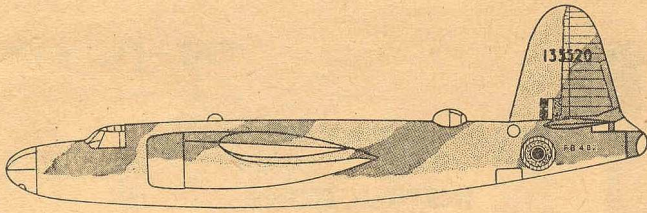
1. Locate and cement together Parts 1 to 10 making sure that Part 7 is able to rotate and Part 8 movable. Allow to dry.
2. Cement together Parts 11 and 12 and locate in position. To retain in position spread end of pin on Part No. 8 with a hot knife blade.
3. Locate and cement in position Parts 13 to 20, making sure that Parts 13, 14, 19 and 20 are movable.
4. Cement and locate in position Parts 21 to 28.
5. Locate and cement in position Parts 29 to 33, making sure that Parts 29 and 30 are movable.
6. Locate and cement in position Parts 34 to 38, making sure that Part 34 is movable.
7. Cement together Parts 39 and 40 and locate in position. To retain in position spread end of pins on Part No. 34 with a hot knife blade.
8. Locate and cement in position Parts 41 to 47, making sure that Part No. 46 is movable.
9. Locate and cement in position Parts 48 to 50.
10. At this stage it is best to paint the model. See instructions for Colours.
11. Apply transfers. First cut the sheet into 11 separate subjects, then dip each in water for about half a minute, slide off backing into position shown on illustration.
12. Cement together stand and locate arm of stand in slot on model.


GUN BLACK



HELMET AND BROWN







DARK GREEN   
 MIDDLE STONE   
 SKY 



GET YOUR FROG STORY-BOOK CATALOGUE AND ALBUM FROM YOUR FROG DEALER.  
 Collect all the picture transfer cards in the "Trail Blazers" kits in order to complete your album.

**SAVE GOLD TOKENS FOR EXCITING FREE GIFTS!**

Here are 12 FROG GOLD TOKENS for you to collect for the wonderful free gifts. Every time you buy a FROG Construction Kit with a GOLD TOKEN on the box you will find FROG GOLD TOKENS inside which are worth exciting free gifts to you. Save your FROG GOLD TOKENS. Look out for other FROG Construction Kits with GOLD TOKENS inside. They are fun and easy to collect and when you have enough you can send for any of these free gifts :-

- Two FROG "Chuck" Gliders. Balsa construction. Stunt and fly like a real plane ... 15 tokens.
- Book of "Record-Breakers". 32 pages of full colour showing records and pictures of land, air and water record breakers ... 30 tokens.
- FROG Junior Sail Plane Kit. 20" semi-scale Glider. Balsa wood and tissue construction. All shaped parts pre-cut. Outstanding flying characteristics ... 45 tokens.




Just cut out and save your FROG GOLD TOKENS. For the free gifts you want, send them with the postage of your gift to :-

GOLD TOKEN (DEPARTMENT)

Due to the cost of postage and duty the FROG GOLD TOKENS are available in the United Kingdom Only.

Per  
 Hav  
 Mil  
 Mil  
 Fok  
 Dev  
 Mo  
 Mac  
 Cur  
 Foc  
 Hav  
 Rep  
 Sup  
 Mit  
 Sup  
 No  
 Bri  
 We  
 Air  
 Fai  
 Spi  
 Bla  
 We



GREEN   
 STONE   


## HISTORY OF MARTIN MARAUDER II.

Built by the Martin Company of the U.S.A., the Marauder was first flown on the 25th November, 1940, and was first introduced into service with the U.S.A.A.F. in 1941, and later with the R.A.F., the French and many other nations.

A total of 5,266 were built by the Martin Company by the end of World War II.

The Marauder B-26 C-30-MO was supplied to the R.A.F. as Marauder II. Our model FB.482 was the sixty-fifth of a batch of one hundred.

The Power Plant of the Marauder was two Pratt and Whitney R.2,800 18 cylinder Air-cooled Radial Engines, giving 2,000 H.P. each and a maximum speed of over 300 m.p.h. Cruising speed of 230 m.p.h.

Armament 11 or 12 50-calibre Machine guns. Bomb capacity 4,000 lbs. plus. Range 1,000 miles plus. Length 58ft. 6in. Span 71ft.

### SOME OF THE OTHER EXCITING FROG KITS TO ADD TO YOUR COLLECTION \*

#### 1/72nd SCALE AIRCRAFT

Percival Proctor IV.  
 Hawker Sea Fury X.  
 Miles Magister  
 Miles Master III.  
 Fokker D21  
 Dewoitine D520C  
 Morane Saulnier 406  
 Macchi C202  
 Curtis Kittyhawk (Gold Tokens)  
 Focke Wulf FW.190 (Gold Tokens)  
 Hawker Typhoon (Gold Tokens)  
 Republic Thunderbolt (Gold Tokens)  
 Supermarine Spitfire II. (Gold Tokens)  
 Mitsubishi Zero (Gold Tokens)  
 Supermarine S6B. (Trail Blazer)  
 (Gold Tokens)  
 North American Sabre (Gold Tokens)  
 Bristol Beaufort II.  
 Westland Wessex I.  
 Airspeed Oxford II.  
 Fairey Barracuda (Gold Tokens)  
 Spirit of St. Louis (Trail Blazer)  
 (Gold Tokens)  
 Blackburn Skua (Gold Tokens)  
 Westland Wallace (Trail Blazer)  
 (Gold Tokens)

D.H. Comet 88 (Trail Blazer)  
 (Gold Tokens)  
 G.A. Hotspur II.  
 Hawker Hunter (Gold Tokens)  
 Fairey Delta (Gold Tokens)  
 Vickers Supermarine Attacker  
 (Gold Tokens)  
 Fairey Gannet (Gold Tokens)  
 De Havilland D.H.110 (Gold Tokens)  
 Hawker Sea Hawk (Gold Tokens)  
 English Electric P.1 (Gold Tokens)  
 Martin Baltimore (Gold Tokens)  
 Douglas Boston III. (DB/7B)  
 (Gold Tokens)  
 Junkers J.U.88 (Gold Tokens)  
 Gloster Javelin (Gold Tokens)  
 English Electric Canberra PR7  
 (Gold Tokens)  
 Martin Marauder II. (Gold Tokens)  
 North American Mitchell  
 (Gold Tokens)  
 Vickers Vimy (Trail Blazer)  
 (Gold Tokens)  
 Handley Page Dart Herald  
 1/96th SCALE AIRCRAFT :  
 Avro Lancaster (Gold Tokens)  
 BEA Vickers Viscount 800

KLM Vickers Viscount 800  
 De Havilland Comet  
 Avro Vulcan  
 Vickers Valiant  
 Handley Page Victor  
 Air France Caravelle  
 Swiss Air Caravelle  
 Bristol Britannia 100

#### 1/144th SCALE AIRCRAFT :

Special New Super Kit.  
 B.O.A.C. Super V.C.10 with  
 flashing lights  
 B.O.A.C. Boeing 707  
 Qantas Boeing 707

#### 1/500th SCALE SHIPS :

H.M.S. Hero  
 H.M.S. Ashanti  
 H.M.S. Torquay  
 H.M.S. Undine  
 H.M.S. Revenge  
 H.M.S. Exeter  
**OTHER SCALE SHIPS :**  
 Shell Coastal Tanker  
 Trinity House Lightship  
 H.M.S. Tiger, Cruiser  
 Battle Class Destroyer

\* PRICES ARE U.K. ONLY FROM 2/- to 19/11.



ALBUM FROM YOUR FROG DEALER NOW!  
 kits in order to complete your Album.

#### ALL YOU HAVE TO DO.

out and save your FROG GOLD TOKENS on this leaflet. When you have collected enough  
 free gifts you want, send them with your name and address together with a 3d. stamp, to help  
 postage of your gift to :-

GOLD TOKEN (DEPARTMENT F), LONDON, N.W.1.

the cost of postage and duty the FROG GOLD TOKEN GIFT SCHEME has to be confined to  
 ed Kingdom Only.

ional Model Aircraft Ltd., Morden Road, Merton, London, S.W.19.

#### NEW FROG BOX CONVERTS INTO WORKING TRAY

