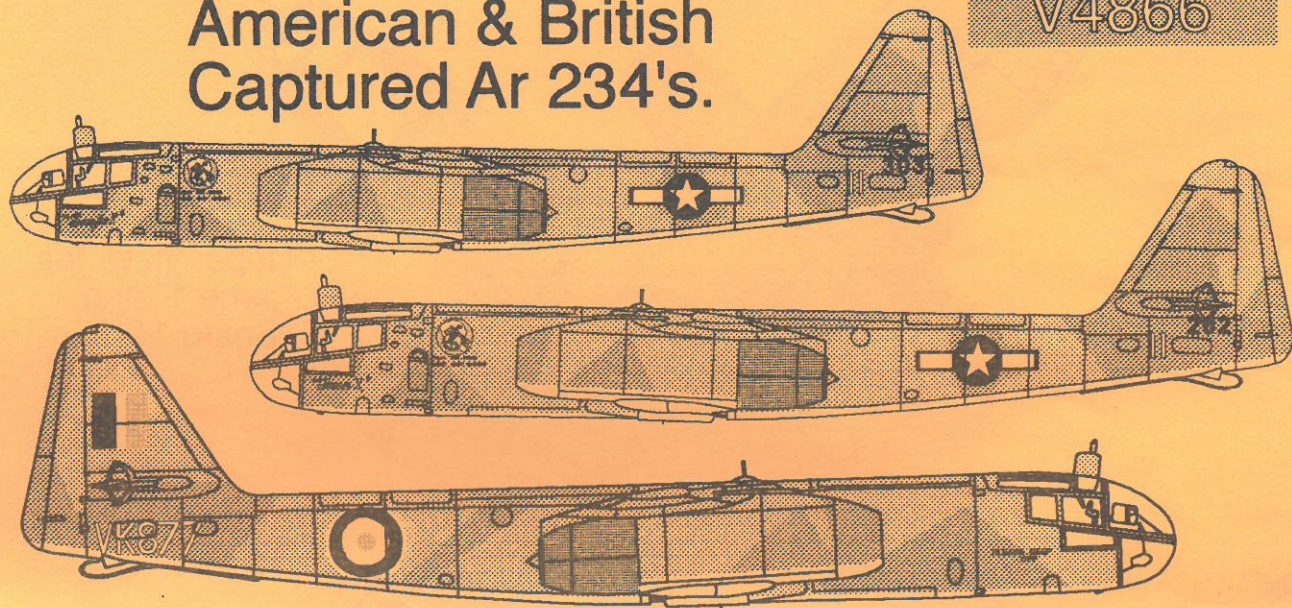


Ventura Decals

American & British
Captured Ar 234's.

V4866



British Ar 234



Two Ar 234 B-2's were captured by the British at Grove in Denmark and flown to England for testing and display.

This decal depicts Wr. Nr. 140466 as displayed at Farnborough, along with other captured aircraft, after the War. It has roughly hand painted British markings and serial VK877. When applying the fuselage roundels with the yellow rings keep the same orientation as on the decal sheet so that the rings "fit" correctly.

Camouflage colours are 81, 83 and 76 with the original German markings painted out with a shade lighter than either 81 or 83.

American Ar 234's



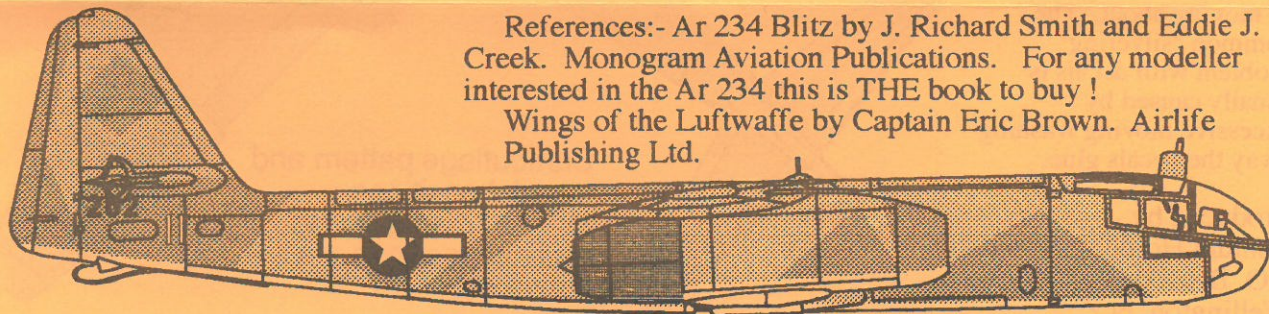
"Jane 1" and "Snafu 1" are the two Ar 234 B-2's given to the U.S. Navy for testing after WW II. They were seized from KG 76 at Stavanger in Norway by Colonel Watson's team.


This decal sheet includes the American markings applied over the painted out German ones at that time. Nonstandard stars-and-bars, the numbers 202 and 303 names and "Watson's Wizzers" badge with pilot and crew chiefs name underneath. Various German stencil markings remained in place with only the German National and Squadron insignia being painted out with a shade similar in tone (on B/W photograph) to "81". Possibly American olive drab or a paint obtained locally in Norway.

Camouflage for both aircraft was almost certainly 81 (brown violet) and 83 (bright green) over 76 (light blue).

References:- Ar 234 Blitz by J. Richard Smith and Eddie J. Creek. Monogram Aviation Publications. For any modeller interested in the Ar 234 this is THE book to buy!

Wings of the Luftwaffe by Captain Eric Brown. Airline Publishing Ltd.





Upper view for
"Jane 1" and
"Snafu 1".

General Instructions

Ventura Decals are printed thinly for a painted on look. Dip each design into water for a few seconds, then leave to stand on a non absorbent surface. At first the decal will curl up, then uncurl. This indicates the design has loosened and will slide. Apply carefully to a gloss painted surface and position with a minimum of moving about. The common "silvering" problem with decals is usually caused by excessive moving washing away the decals glue.

Produced by:-
Ventura Hobby Products,
P.O. Box 10-213
Wellington, N.Z.





Camouflage pattern and
roundel positions
forVK877. Underwing
roundel positions are
the same.



303
303



202
202



Ventura ●