

INSTRUCTIONS

It is recommended that the instructions and exploded view are studied and assembly practised before commencing.

Use Frog Polystyrene Cement and Frog Paints.


It may be necessary in some cases to mix two or more colours to obtain shades required. Paint all small parts before assembly.




Great care should be taken on handling the capsules of cement to avoid getting the adhesive on the face or clothing, and in particular, in the eyes.

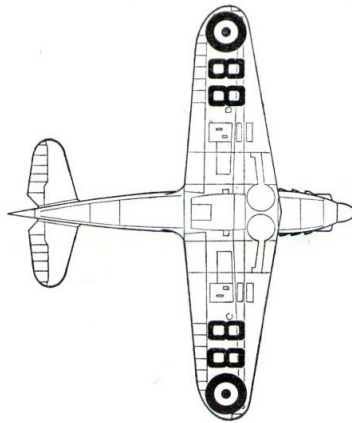

ASSEMBLY INSTRUCTIONS

1. Cement and locate together Parts 1 to 6, making sure that Part 2 is able to rotate. Allow to dry.
2. Cement and locate in position Parts 7 to 10.
3. Cement and locate in position Parts 11 and 12.
4. Cement and locate in position Parts 13 to 16.
5. Cement and locate in position Parts 17 and 18. Locate in position Parts 19 and retain by spreading ends of pins with a hot knife blade.


6. Cement and locate in position Parts 20 to 23 in numerical order.
7. At this stage it is best to paint the model. See instructions for colours.
8. Apply transfers. First cut the sheet into 11 separate subjects, then dip each in water for about half a minute, slide off backing into position shown on illustration.
9. Cement together stand and locate arm of stand in slot on model.



CHESTNUT BROWN 
 OLIVE GREEN 
 SKY GREY 



NEW FROG BOX CONVERTS INTO WORKING TRAY



HISTORY.

The Dewoitine D.520 was designed by Messrs. Vautier and Costello supervised by Emille Dewoitine the well known French Air Craft Designer in 1937 to meet the requirements of the French Air Ministry Specification which called for a Single-Seat Fighter to succeed the Morane-Saulnier M.S.406.

The Dewoitine first flew on the 2nd of October, 1938 at Toulouse—Fronazolas. It was flown by Marcel Doret the S.N.C.A.M. Chief Test Pilot, and quantity deliveries commenced in 1939-40.

The Dewoitine D.520 was certainly the best French Fighter to see Combat, but unfortunately for the Armée de L'Air only one 'Groupe de Chasse' was operational when the German onslaught began in 1940.

The Dewoitine also had the dubious distinction of having fought on both sides, with the signing of the

Armistice the D.520 served as a Standard Vichy Air Force Fighter. When in 1942 the Vichy Air Force was disbanded the D.520 served with the Luftwaffe.

The D.520 was to regain its honour, when in 1944 a number of new machines were found at Toulouse, and they undertook many daring attacks on the German pockets of resistance on the Atlantic Coast.

DATA :

Span ... 33ft. 5in.
 Length ... 28ft. 3½in.

POWER PLANT :

Hispano-Suiza 12Y—45 Liquid cooled engine.
 Max. Speed 329 m.p.h.
 Armament — four 7.5 mm. Mac 1934 machine guns and one 20 mm. Hispano Suiza H.S. 404.

SOME OF THE OTHER EXCITING FROG KITS TO ADD TO YOUR COLLECTION *

1/72nd SCALE AIRCRAFT

- Percival Proctor IV. (Gold Tokens)
- Hawker Sea Fury X. (Gold Tokens)
- Miles Magister (Gold Tokens)
- Miles Master III. (Gold Tokens)
- Fokker D.21 (Gold Tokens)
- Dewoitine D520C (Gold Tokens)
- Morane Saulnier 406 (Gold Tokens)
- Macchi C202 (Gold Tokens)
- Curtis Kittyhawk (Gold Tokens)
- Focke Wulf FW.190 (Gold Tokens)
- Hawker Typhoon (Gold Tokens)
- Republic Thunderbolt (Gold Tokens)
- Supermarine Spitfire II. (Gold Tokens)
- Mitsubishi Zero (Gold Tokens)
- Supermarine S6B. (Trail Blazer) (Gold Tokens)
- North American Sabre (Gold Tokens)
- Bristol Beaufort II. (Gold Tokens)
- Westland Wessex I. (Gold Tokens)
- Airspeed Oxford II. (Gold Tokens)
- Fairey Barracuda (Gold Tokens)
- Spirit of St. Louis (Trail Blazer) (Gold Tokens)
- Blackburn Skua (Gold Tokens)
- Westland Wallace (Trail Blazer) (Gold Tokens)

- D.H. Comet 88 (Trail Blazer) (Gold Tokens)
- G.A. Hotspur II. (Gold Tokens)
- Hawker Hunter (Gold Tokens)
- Fairey Delta (Gold Tokens)
- Vickers Supermarine Attacker (Gold Tokens)
- Fairey Gannet (Gold Tokens)
- De Havilland D.H.110 (Gold Tokens)
- Hawker Sea Hawk (Gold Tokens)
- English Electric P.1 (Gold Tokens)
- Martin Baltimore (Gold Tokens)
- Douglas Boston III. (DB/7B) (Gold Tokens)
- Junkers J.U.88 (Gold Tokens)
- Gloster Javelin (Gold Tokens)
- English Electric Canberra PR7 (Gold Tokens)
- Martin Marauder II. (Gold Tokens)
- North American Mitchell (Gold Tokens)
- Vickers Vimy (Trail Blazer) (Gold Tokens)
- Handley Page Dart Herald
- Bleriot XI. (Gold Tokens)
- Black Widow (Gold Tokens)

1/96th SCALE AIRCRAFT :

- Avro Lancaster (Gold Tokens)
 - BEA Vickers Viscount 800
 - De Havilland Comet
 - Avro Vulcan
 - Vickers Valiant
 - Handley Page Victor
 - Air France Caravelle
 - Bristol Britannia 100
- 1/144th SCALE AIRCRAFT :**
Special New Super Kit.
 B.O.A.C. Super V.C.10

with flashing lights
 B.O.A.C. Boeing 707

1/500th SCALE SHIPS :

- H.M.S. Hero
- H.M.S. Ashanti
- H.M.S. Torquay
- H.M.S. Undine
- H.M.S. Revenge (Gold Tokens)
- H.M.S. Exeter (Gold Tokens)

OTHER SCALE SHIPS :

- Shell Coastal Tanker
- Trinity House Lightship
- H.M.S. Tiger, Cruiser
- Battle Class Destroyer

* PRICES ARE U.K. ONLY FROM 2/- to 19/11.



GET YOUR FROG STORY-BOOK CATALOGUE AND ALBUM FROM YOUR FROG DEALER NOW!
 Collect all the picture transfer cards in the "Trail Blazers" kits in order to complete your Album.

SAVE GOLD TOKENS FOR EXCITING FREE GIFTS!

Here are 5 FROG GOLD TOKENS for you to collect for the wonderful free gifts. Every time you buy a FROG Construction Kit with a GOLD TOKEN on the box you will find FROG GOLD TOKENS inside which are worth exciting free gifts to you. Save your FROG GOLD TOKENS. Look out for other FROG Construction Kits with GOLD TOKENS inside. They are fun and easy to collect and when you have enough you can send for any of these free gifts :-

- Two FROG "Chuck" Gliders.** Balsa construction. Stunt and fly like a real plane ... **15 tokens.**
- Book of "Record-Breakers",** 32 pages of full colour showing records and pictures of land, air and water record breakers ... **30 tokens.**
- FROG Junior Sail Plane Kit.** 20" semi-scale Glider. Balsa wood and tissue construction. All shaped parts pre-cut. Outstanding flying characteristics ... **45 tokens.**

ALL YOU HAVE TO DO.

Just cut out and save your FROG GOLD TOKENS on this leaflet. When you have collected enough for the free gifts you want, send them with your name and address together with a 3d. stamp, to help with the postage of your gift to :-

GOLD TOKEN (DEPARTMENT F), LONDON, N.W.1.

Due to the cost of postage and duty the FROG GOLD TOKEN GIFT SCHEME has to be confined to the **United Kingdom Only.**