


Lifelike Decals

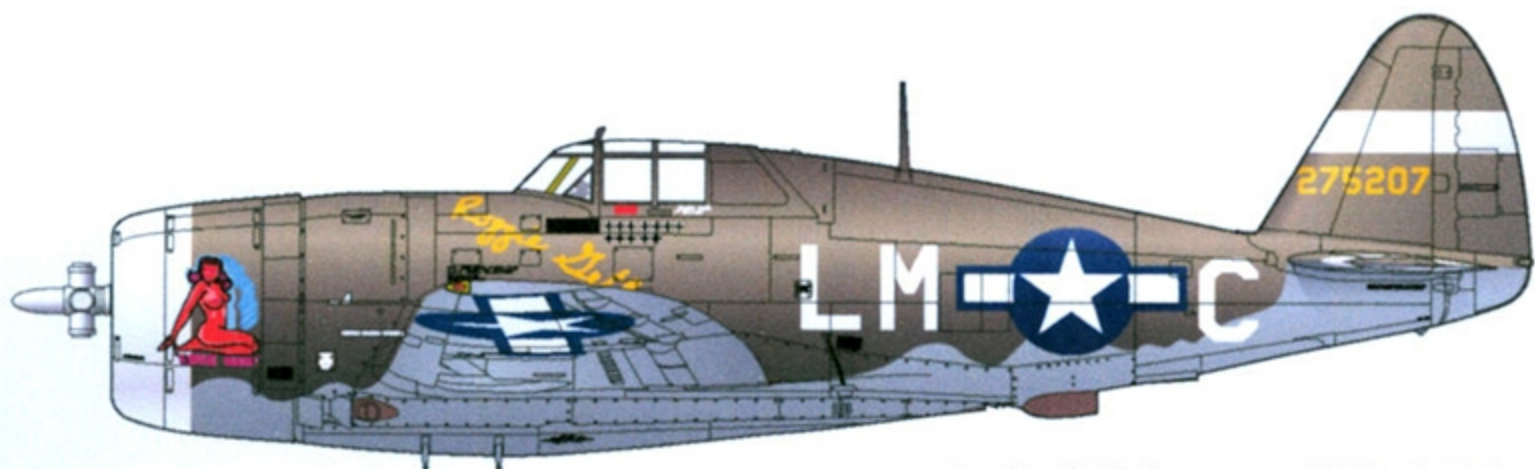
Limited Edition!

48-008


Republic P-47D Thunderbolt Part 1



Maj. Gen. W. Kepner, Commander VIII FC



Lt. Fred Christensen, 62 FS, 56 FG



345 FS, 350 FG

Recommended kits: Tamiya P-47 Thunderbolt Razorback and Bubbletop

Lifelike Decals wants to hear from you and your input.

Fax: +81-743-73-5526, e-mail: lifelike_d@kcn.jp

<http://lifelikedecals.sakura.ne.jp>

Republic P-47D Thunderbolt Part 1

A/C #1

P-47D-25-RE, 42-26637, flown by Major General William Kepner, Commander of VIII FC, probably August 1944, Hethel.

This is a well-known A/C with unique marking, and is featured in some after market decals, but the details are not well printed. Bill Kepner was a fighter pilot in WWI, and after assuming the role of VIII FC Commander, he contributed much to the extension of the cruising distance of P-47 to escort bombers. He himself flew 24 sorties, of which 16 in this A/C. This A/C was acquired from the 495FG in autumn 1943, and is documented by 3 photographs (Ref. 1-8). Its wings have only 3 guns each, and all of them covered by rubber caps. Moreover

A/C#2


P-47D-10-RE, 42-75207, flown by Lt. Fred Christensen, 62FS, 56FG, March 1944, Halesworth.

This is also a well known A/C, and documented by several photos (Ref.7-12). The overall port-side view is shown in ref. 9, but one should note that fuselage national insignia has irregular proportion of sleeves. Ref. 7 shows the color photo of the nose art, while ref. 8 shows another close-up photo of the nose art. Ref. 10 has a photo showing the kill marks and "Rozzie Geth" in good detail. But the top-left detail of R in Rozzie is not fully established by the available photos. The one

A/C#3

P-47D-27-RE, 42-27260, flown by 354FS, 350FG, early 1945, Pisa/Italy



The only known photo of this A/C is shown in ref. 1. The unit marking on the tail is yellow lightning bolt over black band. Specifically with this A/C the s/n on the tail is applied in lighter color than black, presumably in red. The cowl flaps of this A/C are alternatively painted in dark blue and yellow (please do not use marks 132 and 133, but paint appropriate colors). It also carried 100 mission marks. Please paint red background of FLAK HAPPY with



all the cartridge exhaust holes are covered by white tapes. It has two big size national insignias on lower wings. Photo in ref. 6 and 7 indicates "Buffalo" and black outline is added to "Kokomo" later. The stencils on the portside fuselage are of unique style. US insignias are painted on the wheel hubs. It is fitted with a Curtis Electric propeller. No photo is available to show the right side marking. Please paint the Invasion stripes on lower fuselage.



shown here is our best guess. The photo in ref. 11 shows the big size national insignia on the lower left wing, no marks on the wheel hub, and the Curtis Paddle blade propeller (13.2"). We do not know any photo showing the right side marking.



the template included. We do not know the photo showing the left side of this A/C. It is fitted with a Hamilton Standard Propeller with its hub painted in red, and


the panel below the code is painted in Olive Drab for unknown reason. Please use kit decals instead of 4 and 4a.

Republic P-47D Thunderbolt Part 1

A/C #1

P-47D-25-RE, 42-26637, flown by Major General William Kepner, Commander of VIII FC, probably August 1944, Hethel.

This is a well-known A/C with unique marking, and is featured in some after market decals, but the details are not well printed. Bill Kepner was a fighter pilot in WWI, and after assuming the role of VIII FC Commander, he contributed much to the extension of the cruising distance of P-47 to escort bombers. He himself flew 24 sorties, of which 16 in this A/C. This A/C was acquired from the 495FG in autumn 1943, and is documented by 3 photographs (Ref. 1-8). Its wings have only 3 guns each, and all of them covered by rubber caps. Moreover



all the cartridge exhaust holes are covered by white tapes. It has two big size national insignias on lower wings. Photo in ref. 6 and 7 indicates "Buffalo" and black outline is added to "Kokomo" later. The stencils on the portside fuselage are of unique style. US insignias are painted on the wheel hubs. It is fitted with a Curtis Electric propeller. No photo is available to show the right side marking. Please paint the Invasion stripes on lower fuselage.

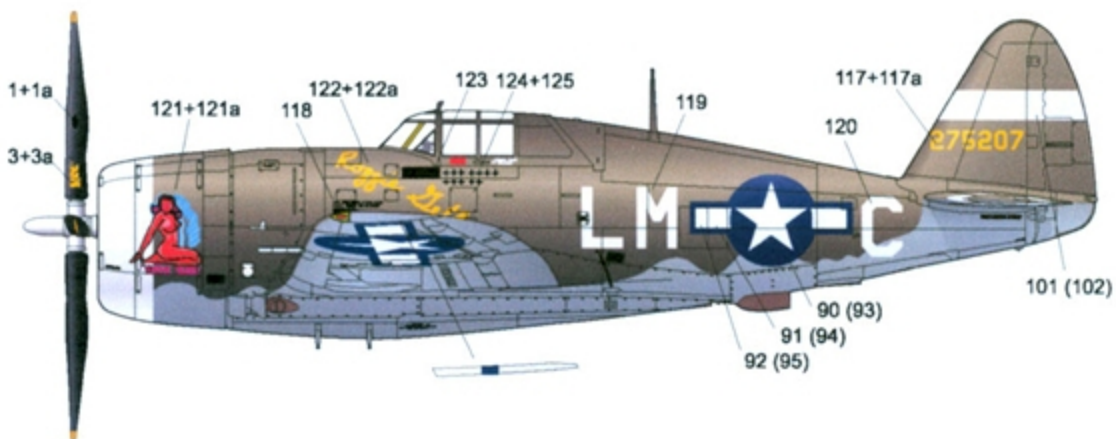


A/C#2

P-47D-10-RE, 42-75207, flown by Lt. Fred Christensen, 62FS, 56FG, March 1944, Halesworth.

This is also a well known A/C, and documented by several photos (Ref.7-12). The overall portside view is shown in ref. 9, but one should note that fuselage national insignia has irregular proportion of sleeves. Ref. 7 shows the color photo of the nose art, while ref. 8 shows another close-up photo of the nose art. Ref. 10 has a photo showing the kill marks and "Rozzie Geth" in good detail. But the top-left detail of R in Rozzie is not fully established by the available photos. The one

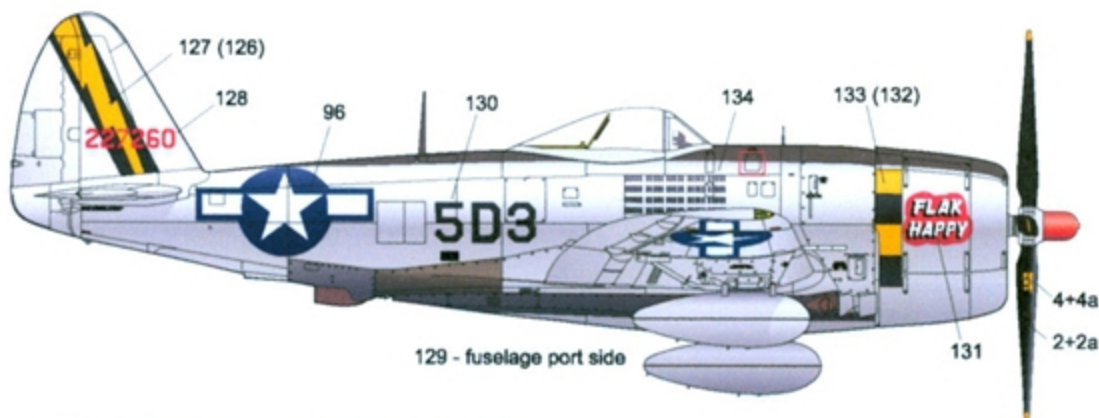
shown here is our best guess. The photo in ref. 11 shows the big size national insignia on the lower left wing, no marks on the wheel hub, and the Curtis Paddle blade propeller (13.2"). We do not know any photo showing the right side marking.



A/C#3

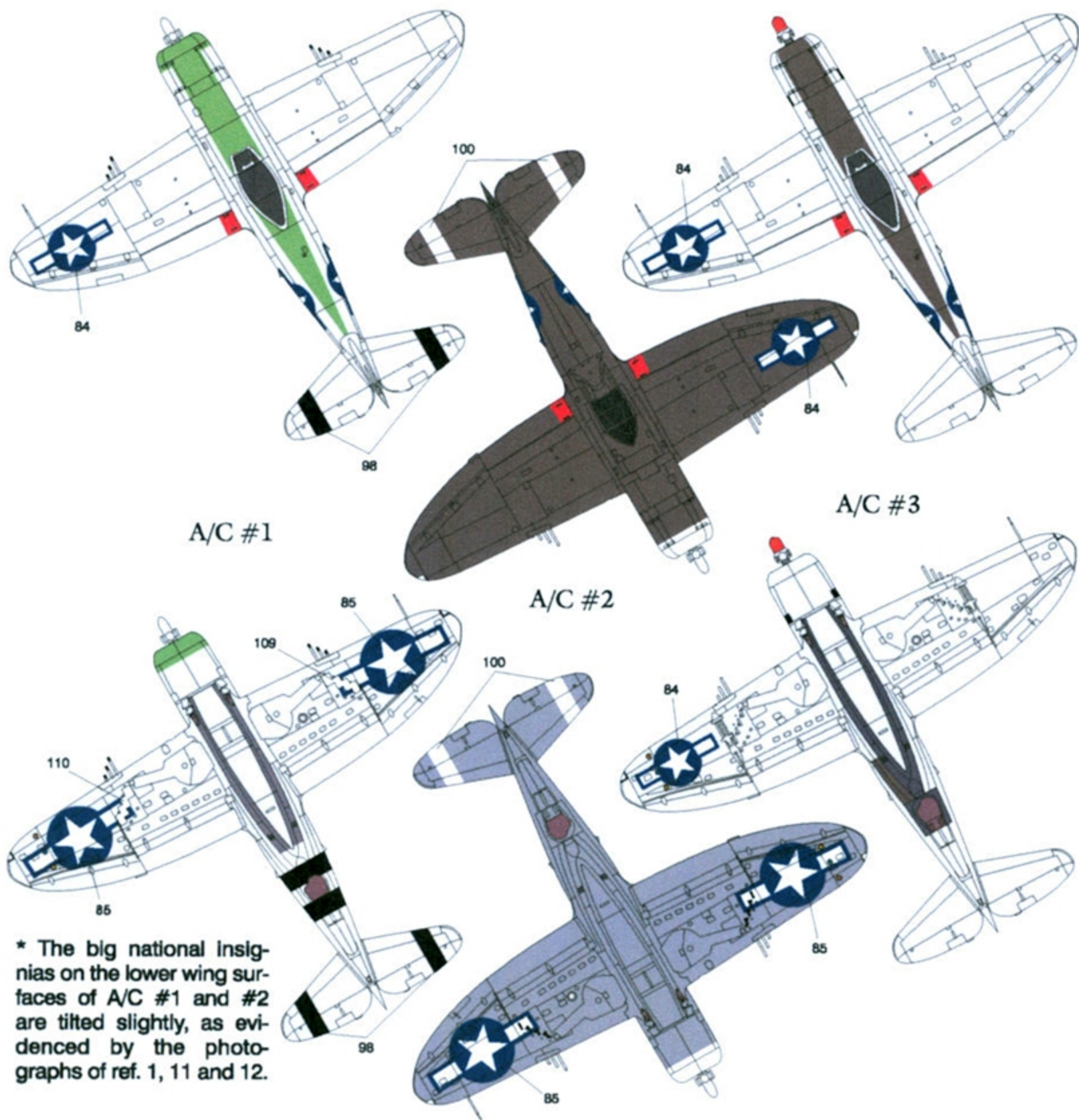
P-47D-27-RE, 42-27260, flown by 354FS, 350FG, early 1945, Pisa/Italy

The only known photo of this A/C is shown in ref. 1. The unit marking on the tail is yellow lightning bolt over black band. Specifically with this A/C the s/n on the tail is applied in lighter color than black, presumably in red. The cowl flaps of this A/C are alternatively painted in dark blue and yellow (please do not use marks 132 and 133, but paint appropriate colors). It also carried 100 mission marks. Please paint red background of FLAK HAPPY with



the template included. We do not know the photo showing the left side of this A/C. It is fitted with a Hamilton Standard Propeller with its hub painted in red, and

the panel below the code is painted in Olive Drab for unknown reason. Please use kit decals instead of 4 and 4a.



* The big national insignias on the lower wing surfaces of A/C #1 and #2 are tilted slightly, as evidenced by the photographs of ref. 1, 11 and 12.

References

- 1) Republic P-47 Thunderbolt/From Seversky to Victory (W. Bodie, Widewing Publications)
- 2) The Mighty Eighth in Color (R. Freeman, Specialty Press)
- 3) The Mighty Eighth - The Colour Record (R. Freeman, Casell & Co.)
- 4) Warbird History P-47 Thunderbolt (W. Hess, Motorbooks)
- 5) American Eagles 3, P-47 Thunderbolt Units of the Eighth AF (R. Freeman, Classic Publications)
- 6) Aces & Wingmen II, vol. 1 (Danny Morris, Aviation USK)
- 7) Fighters of the Mighty Eighth 1942-1945 (W. Hess, T. Ivie, Motorbooks)
- 8) Osprey Aviation Elite 2, 56th Fighter Group (R. Freeman, Osprey)
- 9) Aces & Wingmen II, vol. 2 (W. Hess, Aviation USK)
- 10) Zemke's Wolfpack (W. Hess, Motorbooks)
- 11) Aces of the Eighth (G. Stafford, W. Hess, Squadron Signal)
- 12) Wings magazine special No.1, Thunderbolt (W. Bodie, Sentry Books)