


Douglas AD-4, French Air Force in Algeria



D48002
1/48th scale





D48002 : Douglas AD-4, French Air Force in Algeria

Stencils & National markings

The blue of the flag always faces the fin leading edge

Apply all decals on both side



Apply decals on both side



Douglas AD-4 & AD4-N in French service

Engaged in the Algerian conflict since 1954, the Armée de l'Air needed a new specialized a/c to replace its ageing F-47D Thunderbolts.
In 1958, a deal is signed to purchase 113 decommissioned US Navy AD-4.
These a/c, in rather poor condition, are delivered crated by boat to the SFERMA in Bordeaux. Between February 1960 and March 1962, the SFERMA repaired & converted the a/c before delivering them to the operational units engaged in Algeria.

Versions used in France :

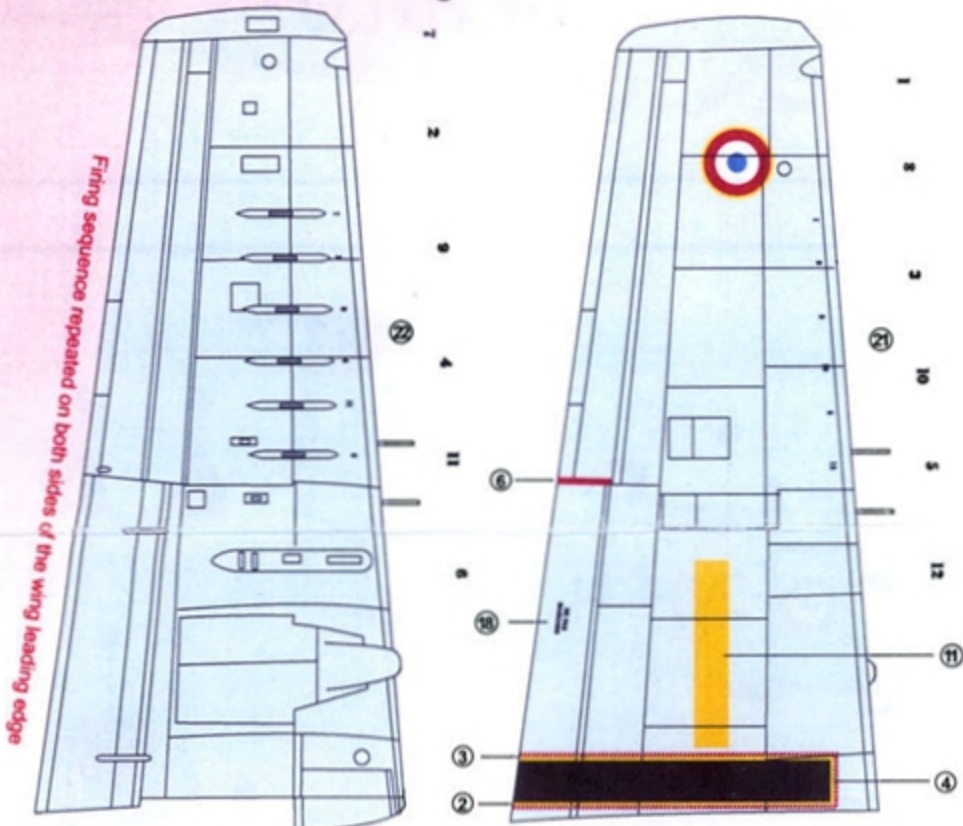
- * AD-4 (With air brakes) : 20 a/c
- * AD-4 (With side doors) : 88 a/c
- * AD-4NA (With side doors and external antennas) : 5 a/c

This decal sheet allows you to model 6 a/c, 3 AD-4 and 3 AD-4N

Colors of the French AD-4

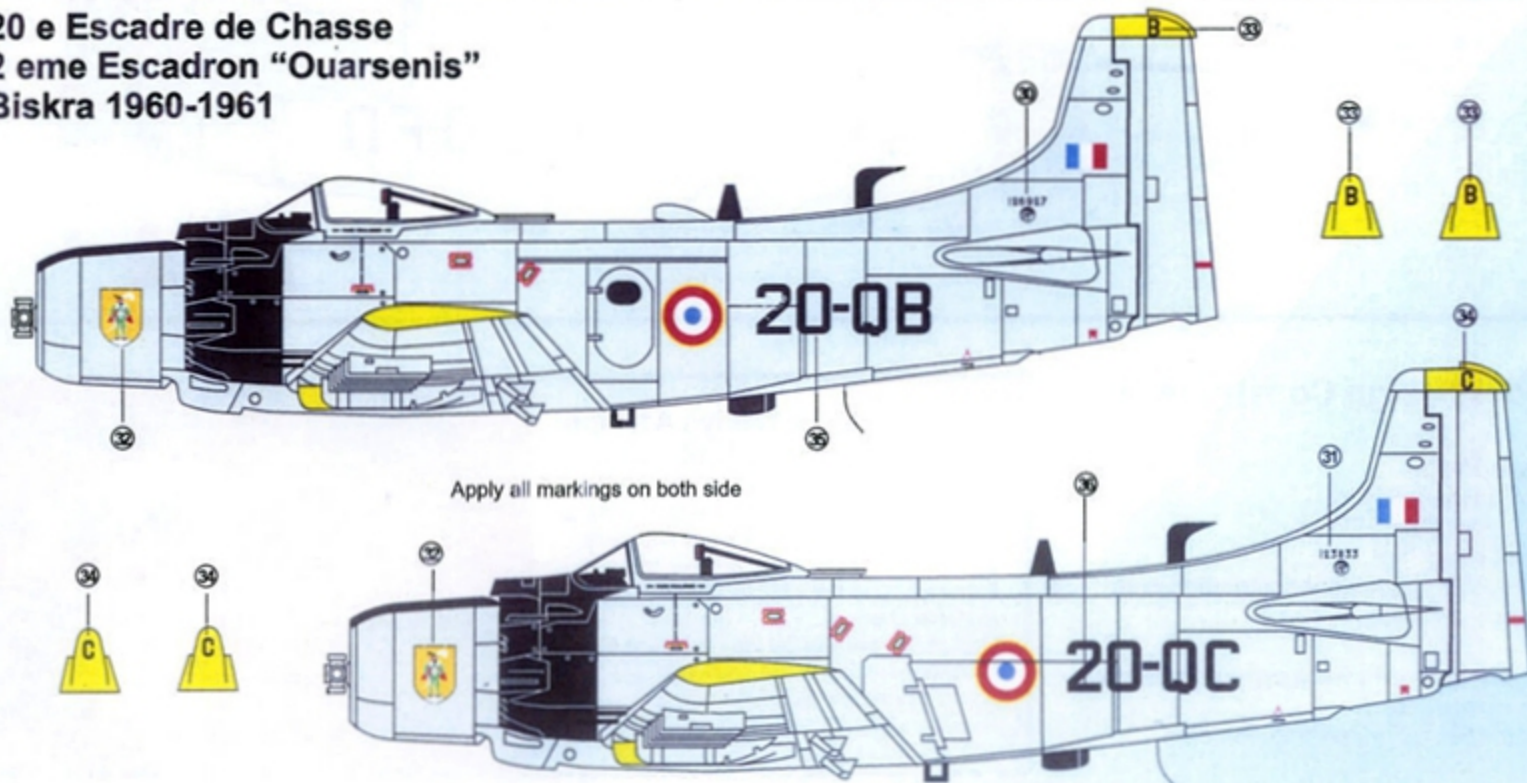
All the a/c were received in (very tired) USN blue. The SFERMA stripped them down and repainted them in overall aluminium. Modelers should remember that this color was paint and not natural metal.
Anti glare panel, exhaust area and walkway were painted flat black. Propeller blades had yellow tips.
Each Escadrille painted the top rudder, the wing tips and the u/c front door in its own color (Yellow, Red or Green).
Finally, the cockpit area was entirely black.

Happy modeling !



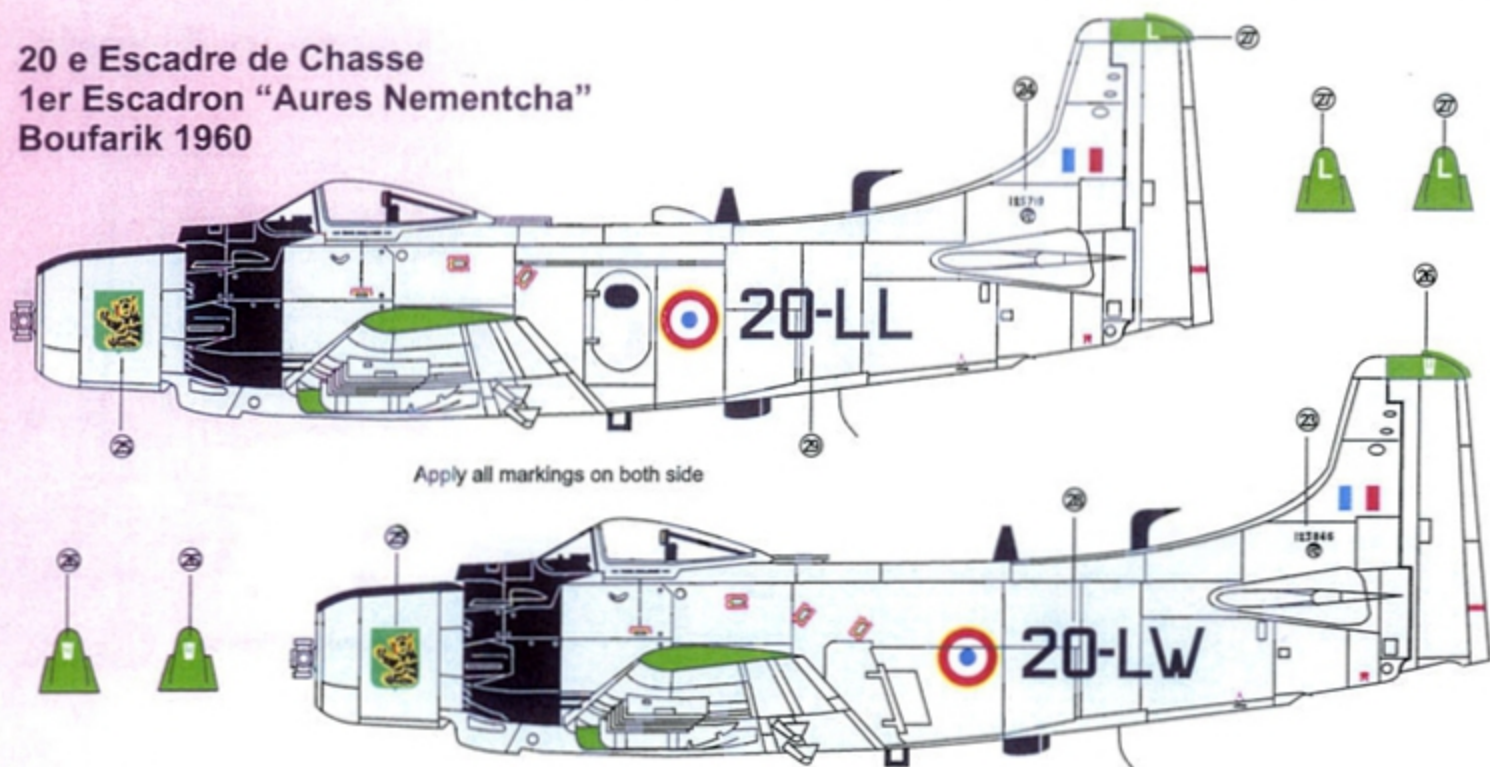
Firing sequence repeated on both sides of the wing leading edge

20 e Escadre de Chasse 2 eme Escadron "Ouarsenis" Biskra 1960-1961

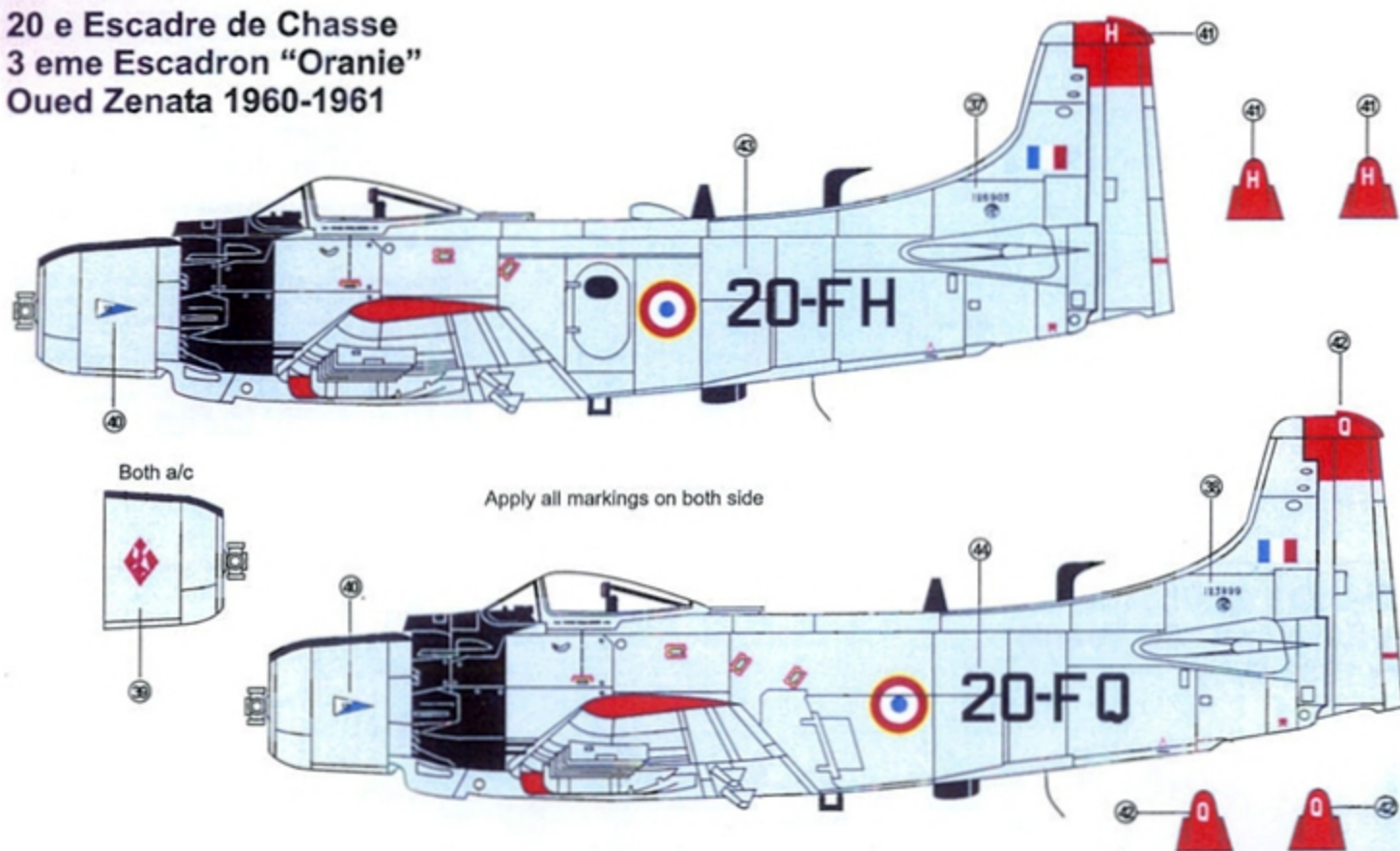


Apply all markings on both side

20 e Escadre de Chasse
1er Escadron "Aures Nementcha"
Boufarik 1960



20 e Escadre de Chasse
3 eme Escadron "Oranie"
Oued Zenata 1960-1961



Model Design Construction

Victoria Place
Victoria Road, Ripley
Derbyshire DE5 3FW
United Kingdom
models@modeldesignconstruction.com
All rights reserved

Visit our web site for a complete listing
of our products :
www.modeldesignconstruction.com

Converting the Tamiya A1H into
the Armée de l'Air AD4:

The Tamiya kit is rather close to the French AD-4. Most French AD-4 were fitted with armour and the external differences are then limited to the various antennas and external charges.
One of the the easiest way is to use the MDC conversion set reference MDA48014. Since it provides all needed parts.



MDA48014 French Skyraider