

# Aussie Eight



**eduard**  
1188 - NAV1

ATTENTION



UPOZORNĚNÍ



ACHTUNG



ATTENTION



注意



Carefully read instruction sheet before assembling. When you use glue or paint, do not use near open flame and use in well ventilated room. Keep out of reach of small children. Children must not be allowed to suck any part, or pull vinyl bag over the head.



Před započítím stavby si pečlivě prostudujte stavební návod. Při používání barev a lepidel pracujte v dobře větrané místnosti. Lepidla ani barvy nepoužívejte v blízkosti otevřeného ohně. Model není určen malým dětem, mohlo by dojít k požití drobných dílů.

INSTRUCTION SIGNS

\* INSTR. SYMBOLY

\* INSTRUKTION SINNBILDEN

\* SYMBOLES

\* 記号の説明

OPTIONAL  
VOLBABEND  
OHNOUOPEN HOLE  
VYVRTAT OTVORSYMMETRICAL ASSEMBLY  
SYMETRICKÁ MONTÁŽREMOVE  
ODŘÍZNOUTREVERSE SIDE  
OTOČITAPPLY EDUARD MASK  
AND PAINT  
POUŽÍT EDUARD MASK  
NABARVIT

PARTS



DÍLY



TEILE



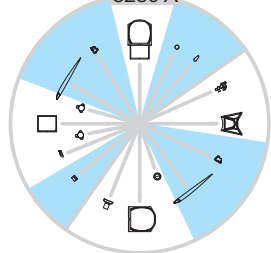
PIÈCES



部品

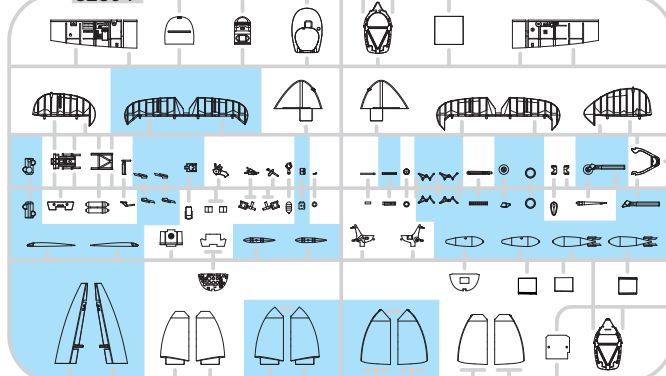
A&gt; 2 pcs.

8280 A



F&gt; 2 pcs.

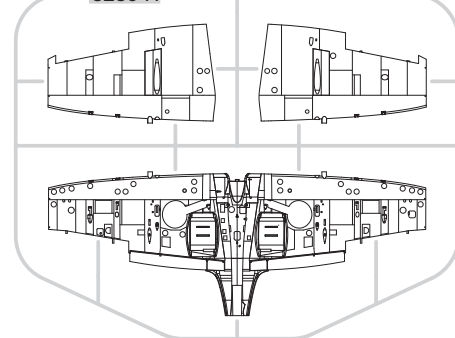
8280 F



PLASTIC PARTS

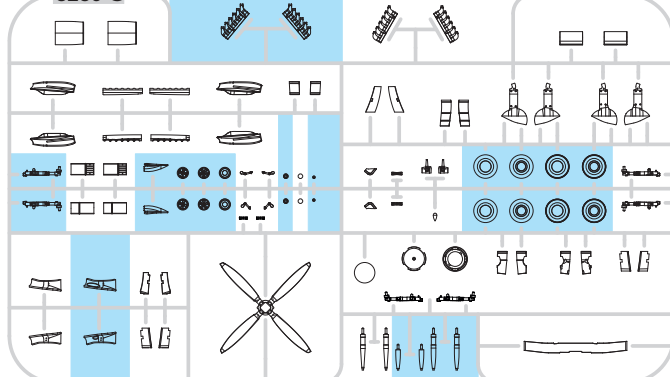
H&gt; 2 pcs.

8280 H



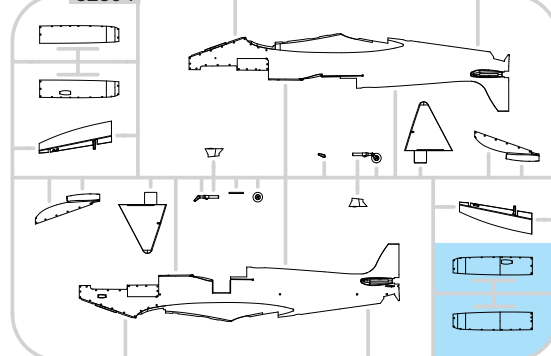
G&gt; 2 pcs.

8280 G

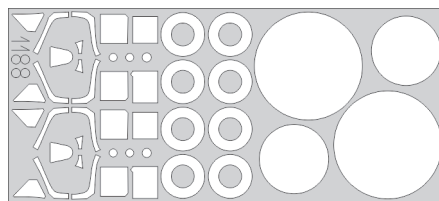
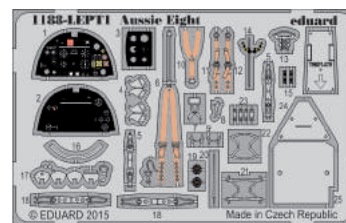


I&gt; 2 pcs.

8280 I



RP - RESIN PARTS

R1  
2 pcs.R2  
2 pcs.R42  
4 pcs.eduard  
MASKPE - PHOTO ETCHED DETAIL PARTS  
2 pcs.

-Parts not for use. -Teile werden nicht verwendet. -Pièces à ne pas utiliser. -Tyto díly nepoužívejte při stavbě. - 使用しない部品

COLOURS



BARVY



FARBEN



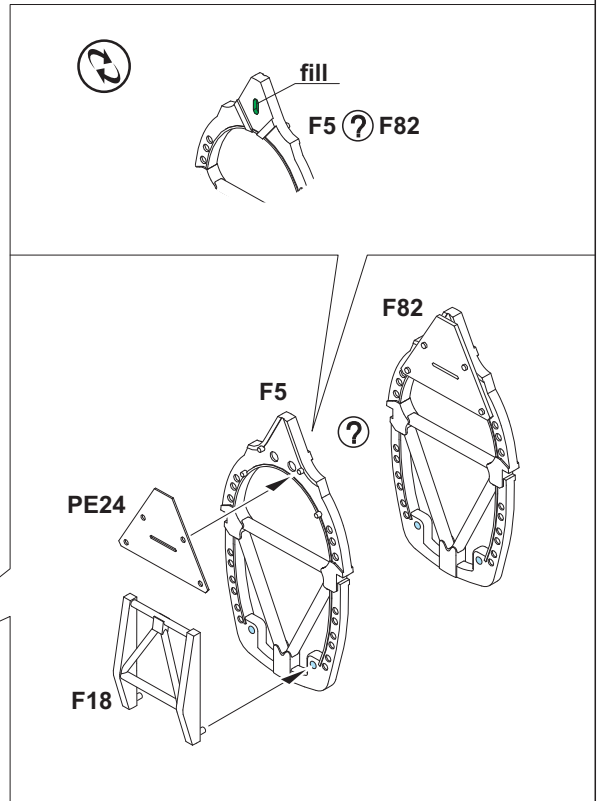
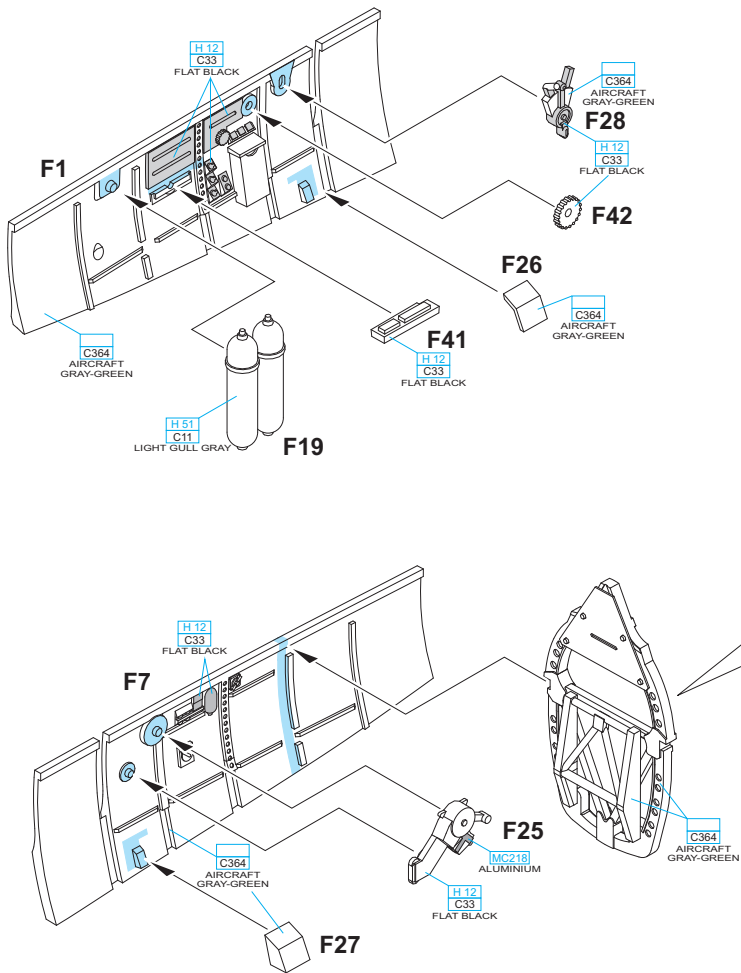
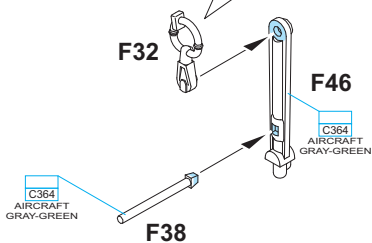
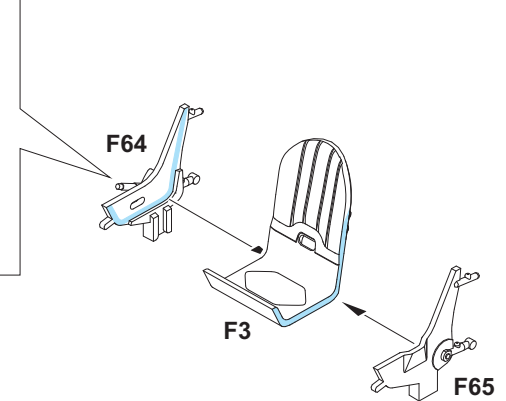
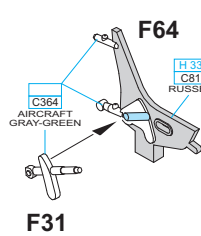
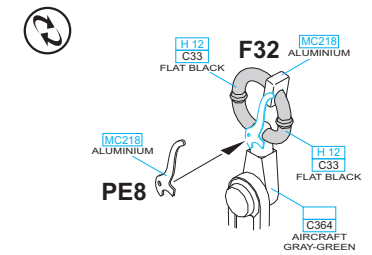
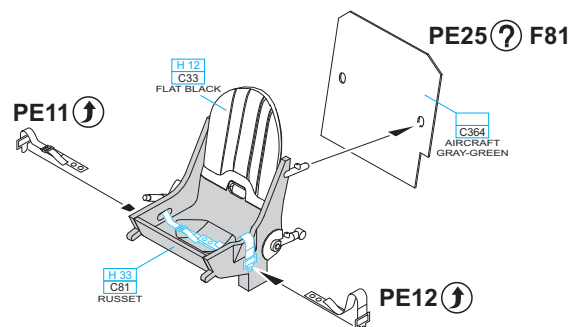
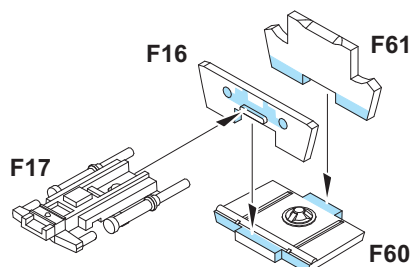
PEINTURE

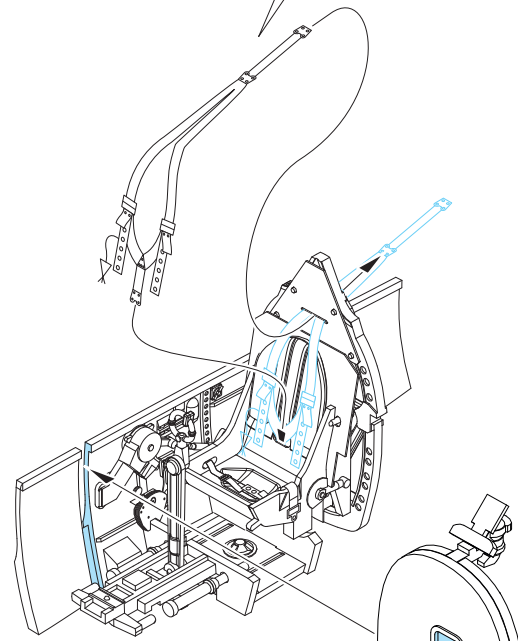
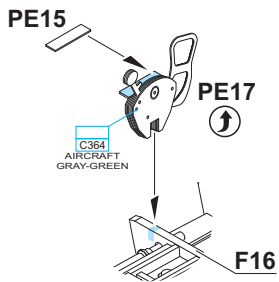
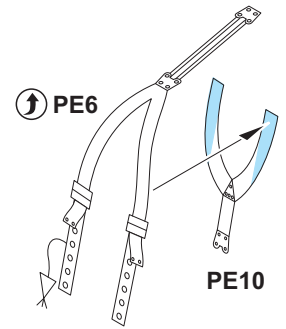
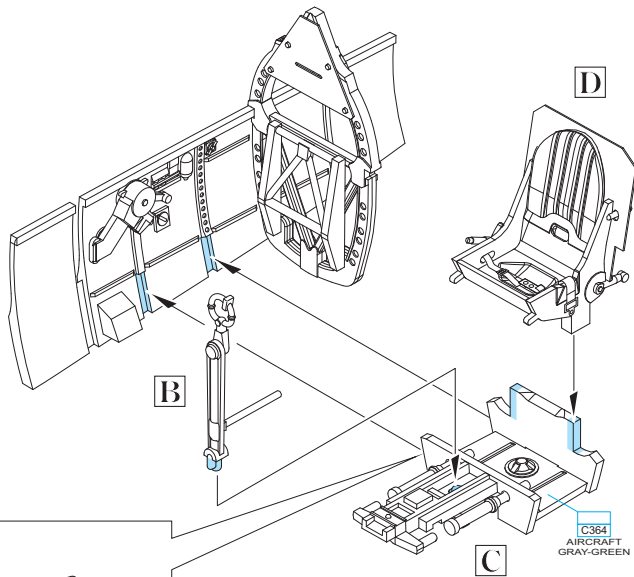


色

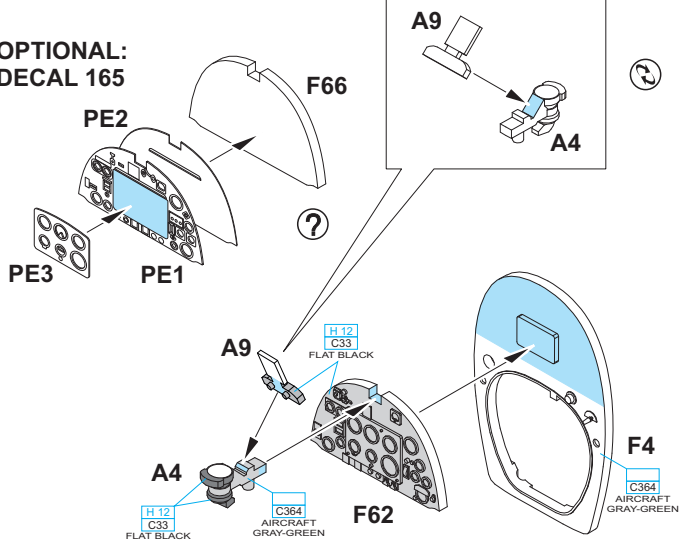
GSI Colors (GUNZE)		
AQUEOUS	Mr.COLOR	
H 4	C4	YELLOW
H 12	C33	FLAT BLACK
H 13	C3	FLAT RED
H 22	C13	GRAY
H 33	C81	RUSSET
H 51	C11	LIGHT GULL GRAY
H 71	C21	MIDDLE STONE
H 72	C369	DARK EARTH
H 73	C361	DARK GREEN
H 77	C137	TIRE BLACK
H 90	C47	CLEAR RED
H 92	C49	CLEAR ORANGE
H 94	C138	CLEAR GREEN
H 302	C302	GREEN

AQUEOUS	Mr.COLOR	
H 316	C364	AIRCRAFT GRAY-GREEN
H 323	C316	WHITE
H 323	C323	BRIGHT BLUE
H 335	C363	MEDIUM SEAGRAY
H 337	C337	GRAYISH BLUE
H 338	C338	LIGHT GRAY
H 417	C117	LIGHT BLUE
	C362	OCEAN GRAY
	C370	AZURE BLUE
Mr.METAL COLOR		
	MC214	DARK IRON
	MC218	ALUMINIUM
Mr.COLOR SUPER METALLIC		
	SM01	SUPER FINE SILVER
	SM06	CHROME SILVER

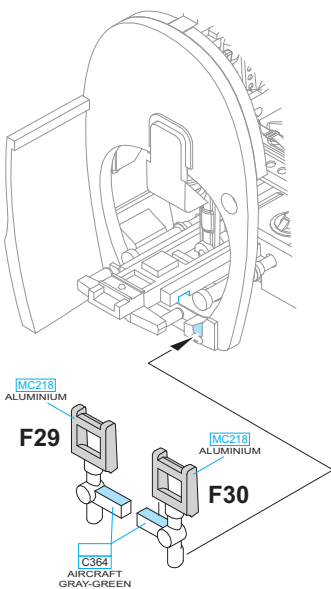
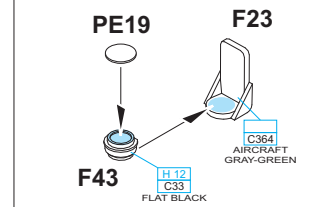
**A****B****D****C**



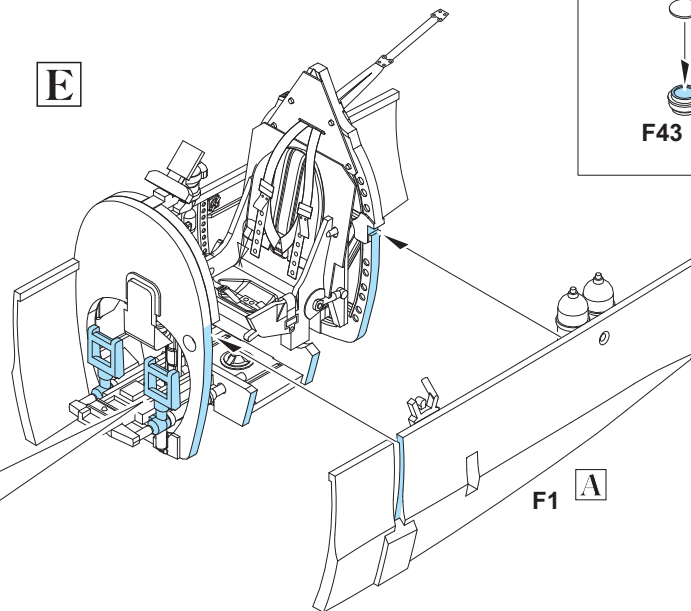
OPTIONAL:  
DECAL 165



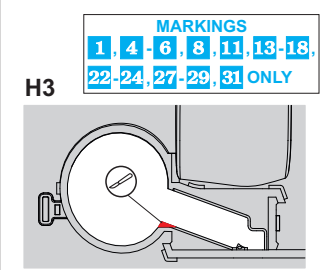
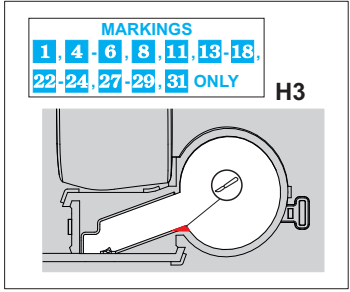
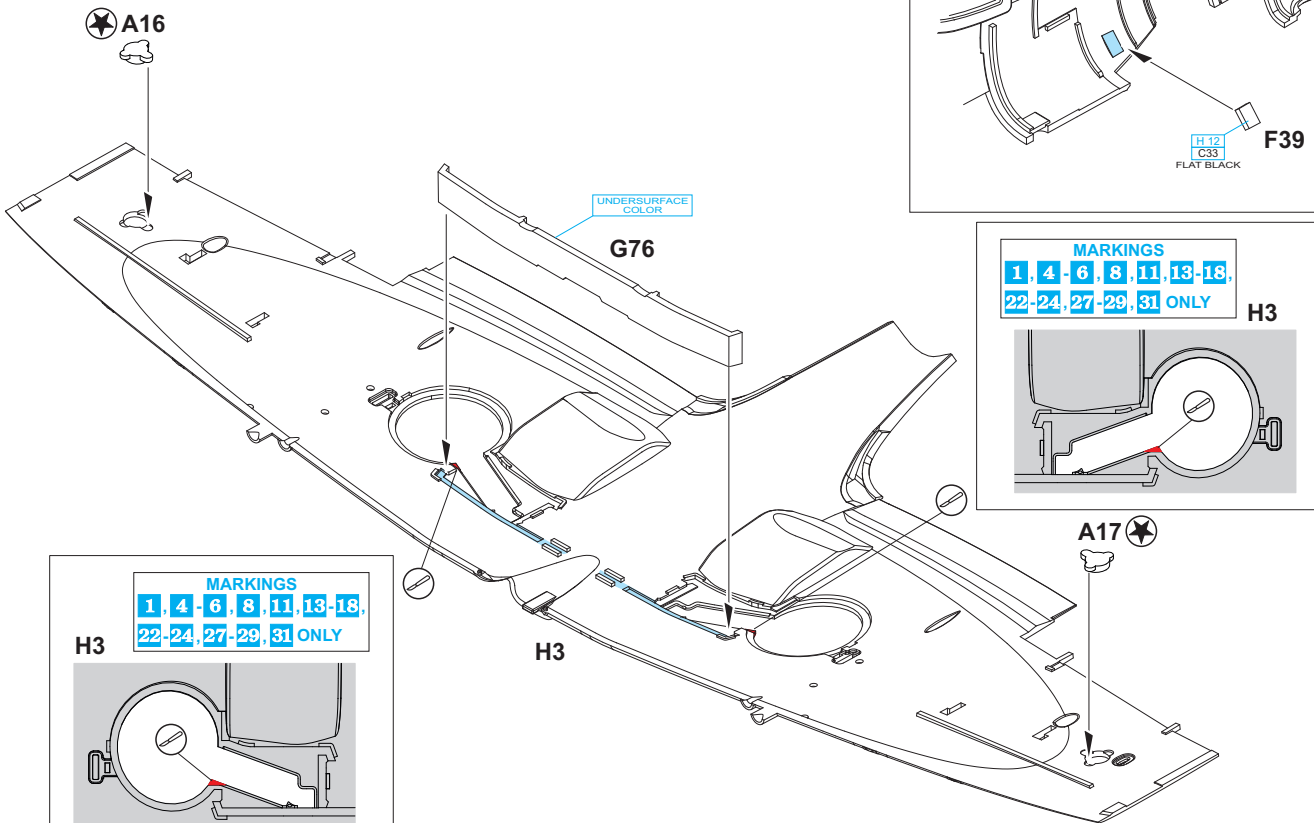
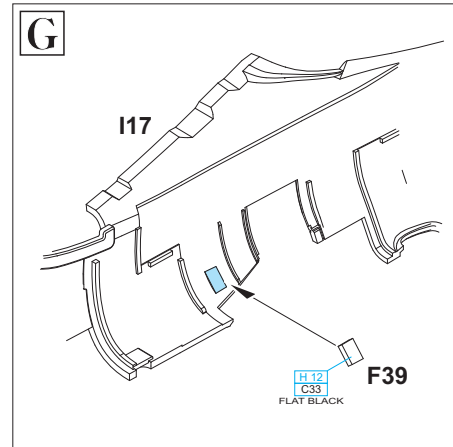
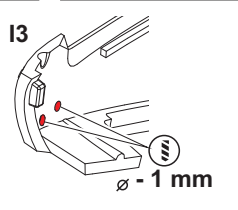
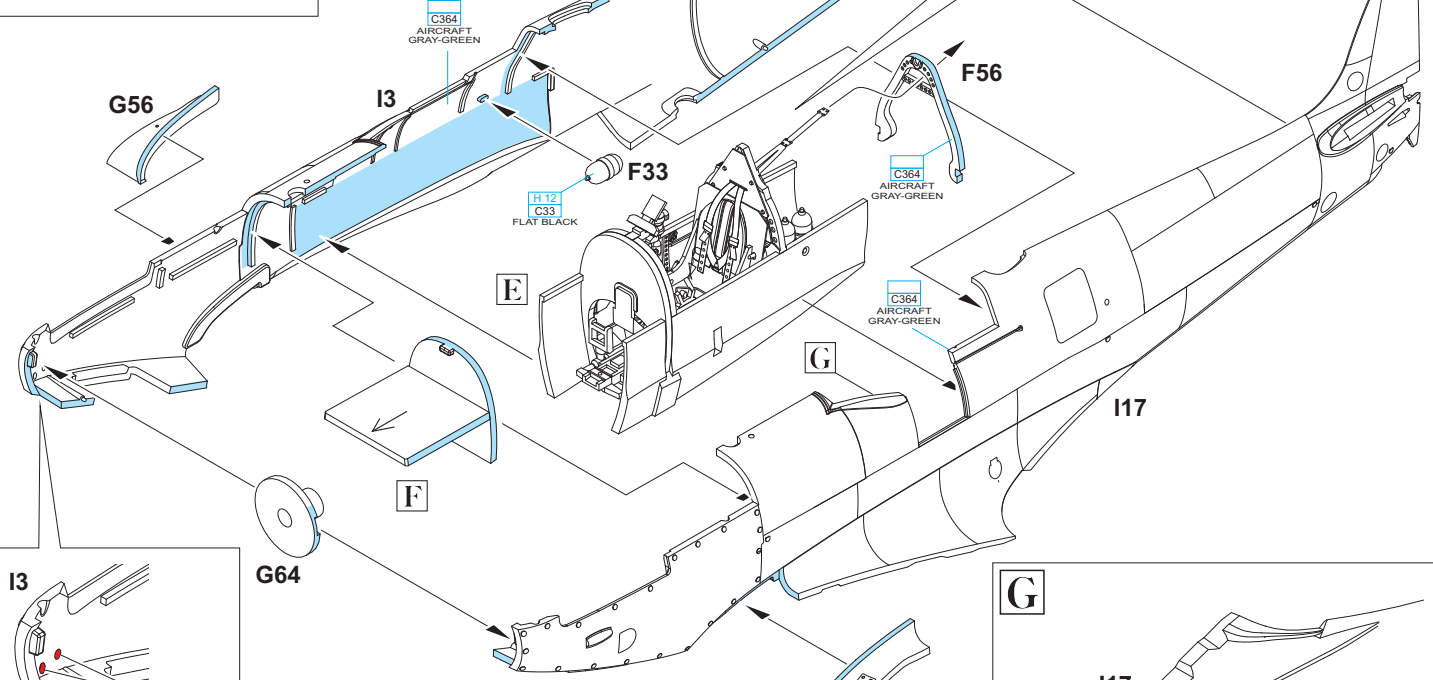
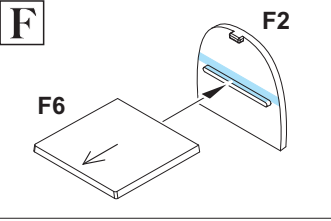
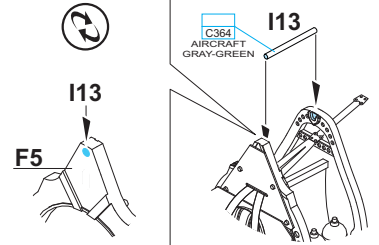
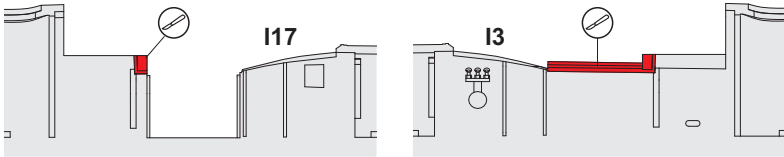
OPTIONAL:  
DECAL 164



**E**



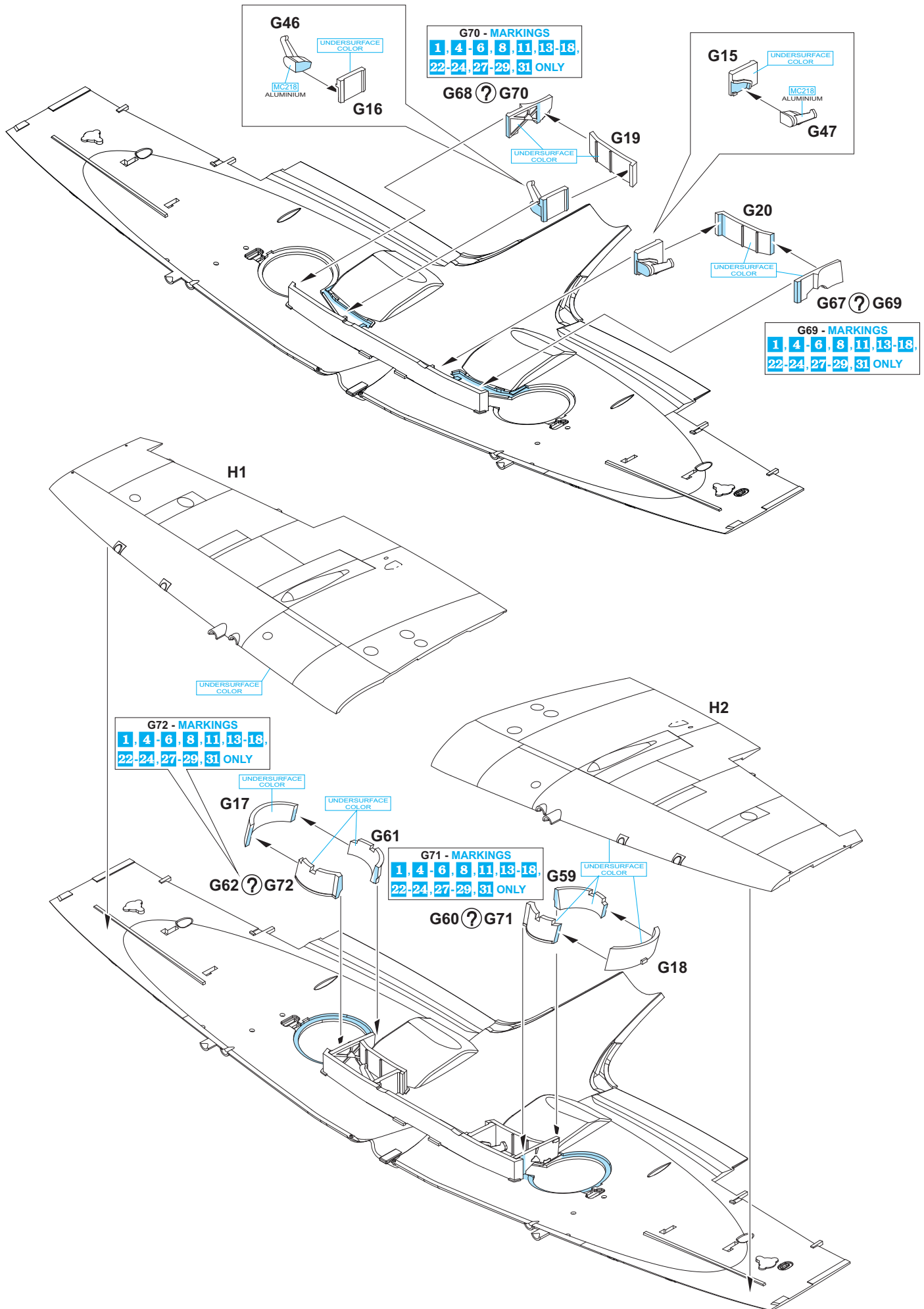
⑦ FOR CLOSED CANOPY ONLY

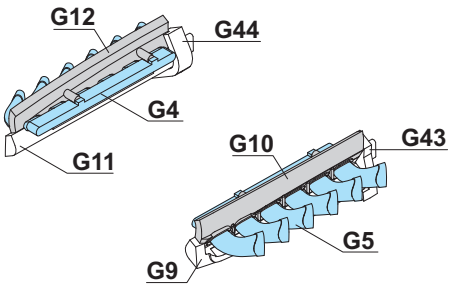
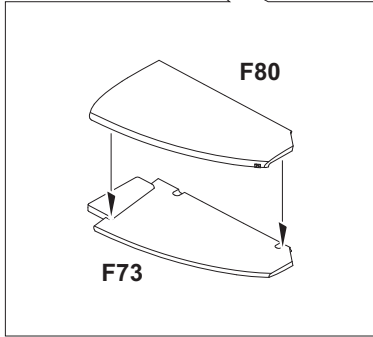
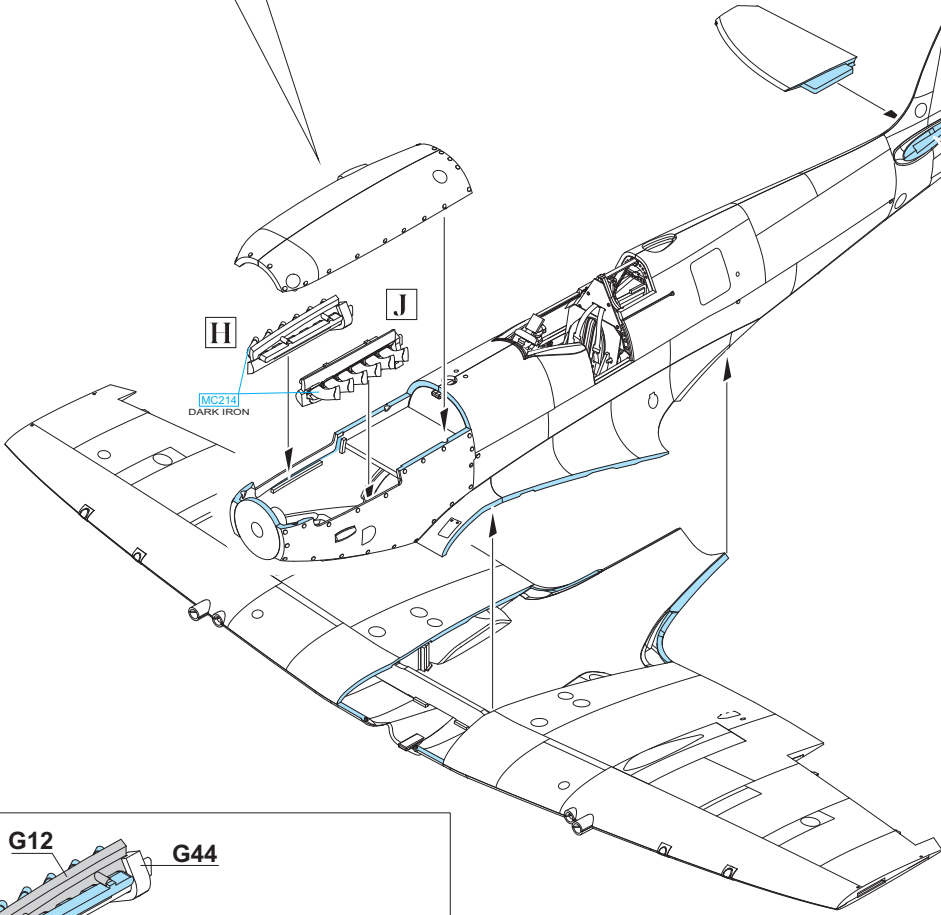
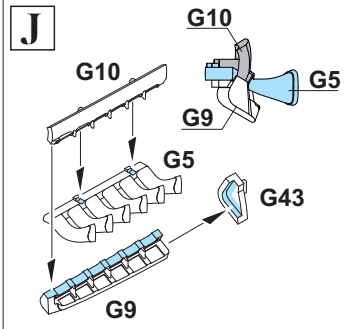
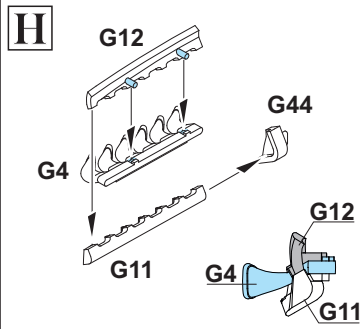
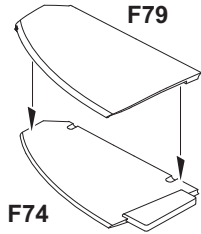
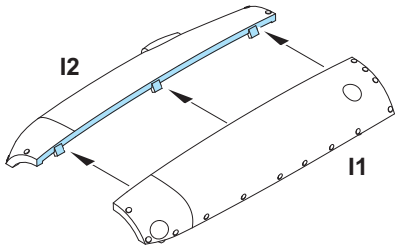


MARKINGS  
1, 4, 6, 8, 11, 13-18,  
22-24, 27-29, 31 ONLY

MARKINGS  
1, 4, 6, 8, 11, 13-18,  
22-24, 27-29, 31 ONLY

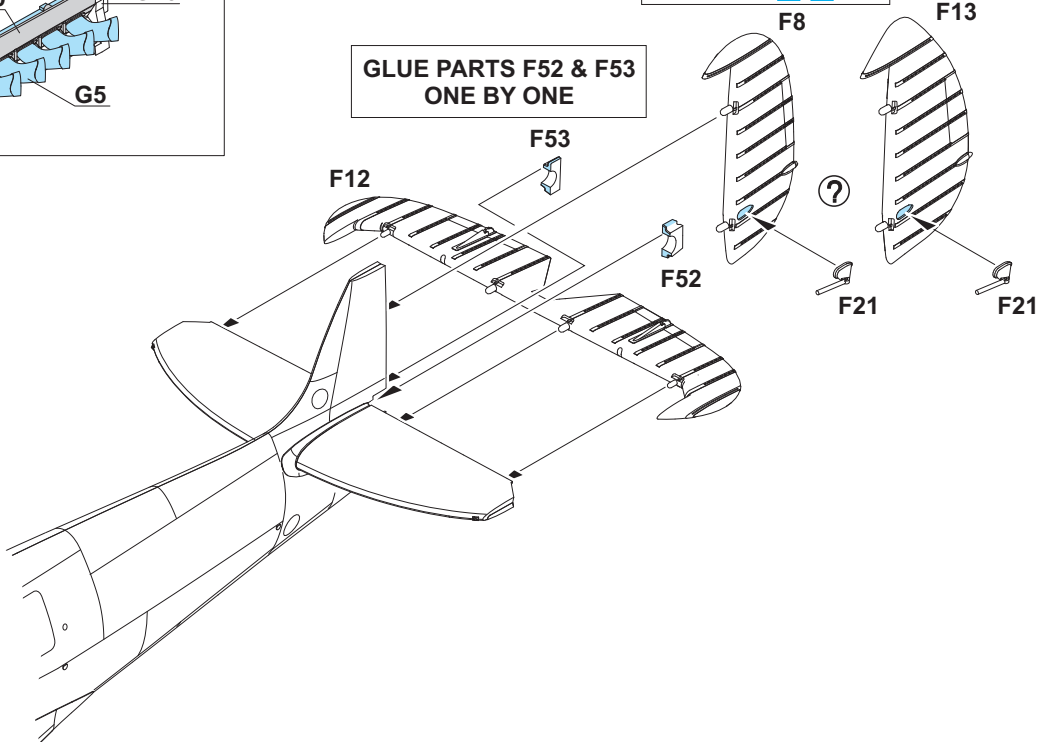
UNDERSURFACE  
COLOR

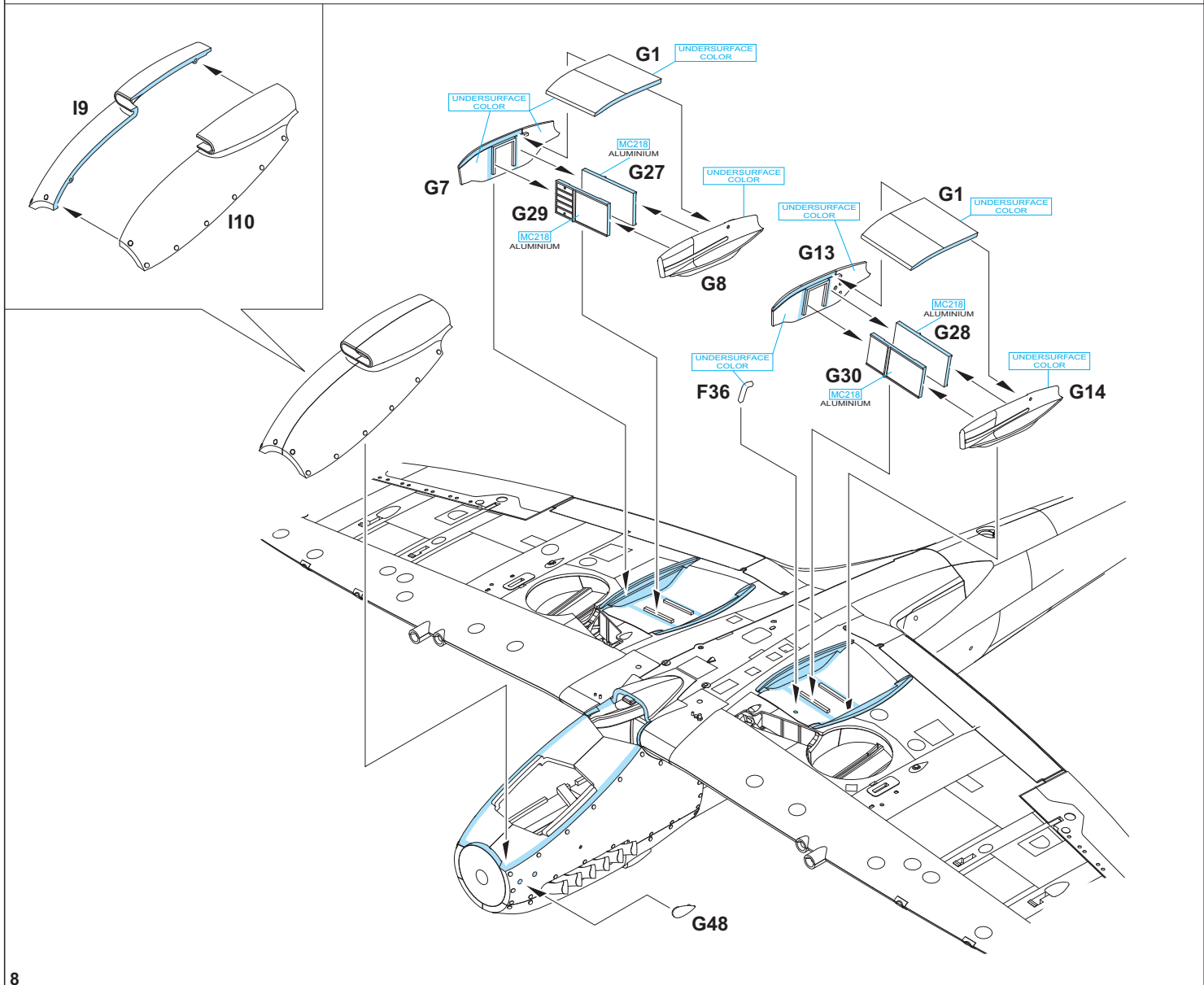
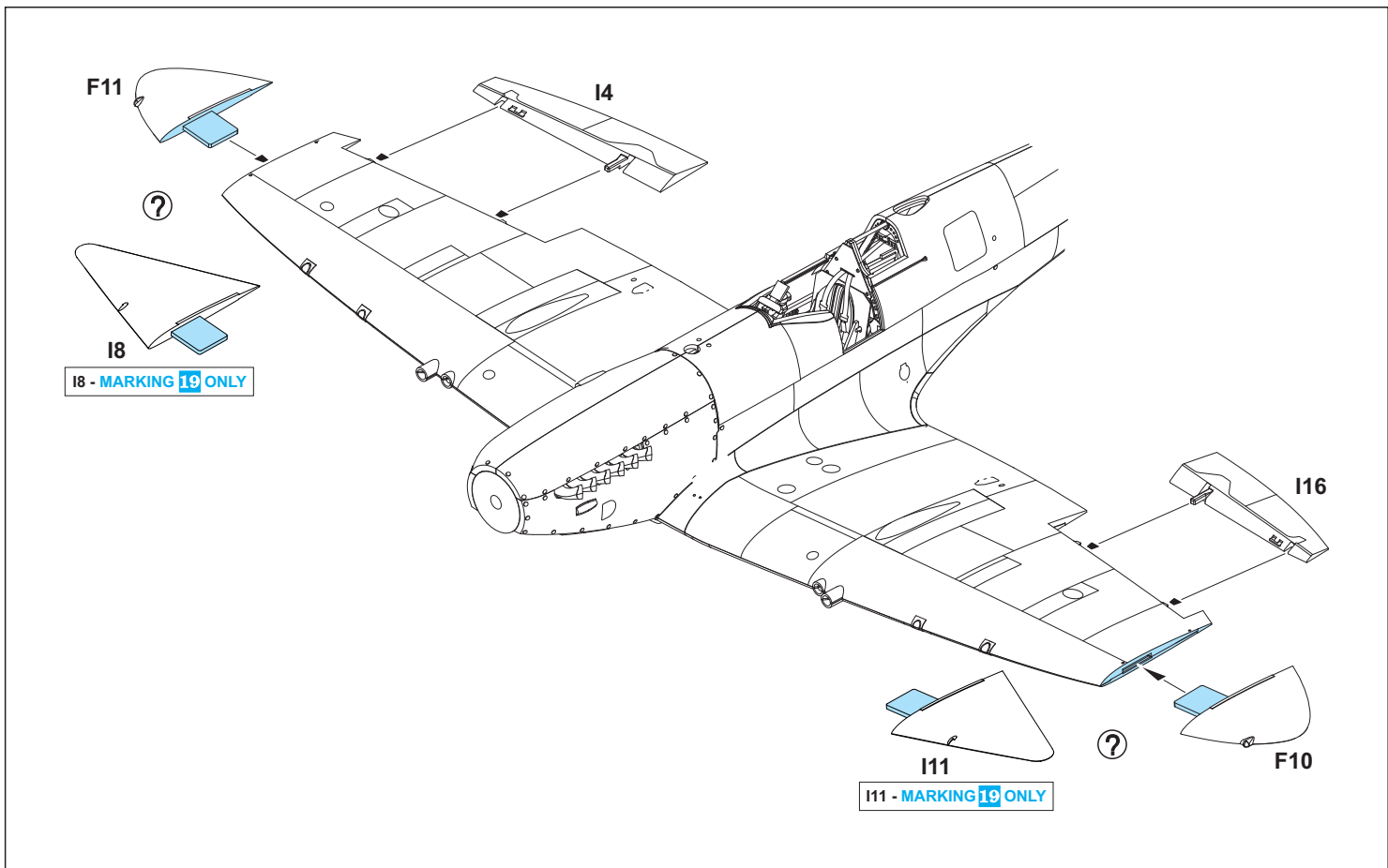




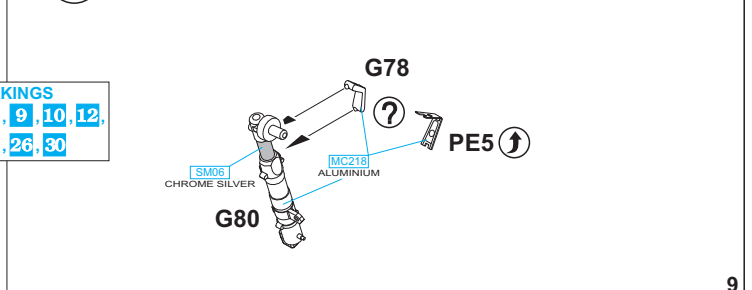
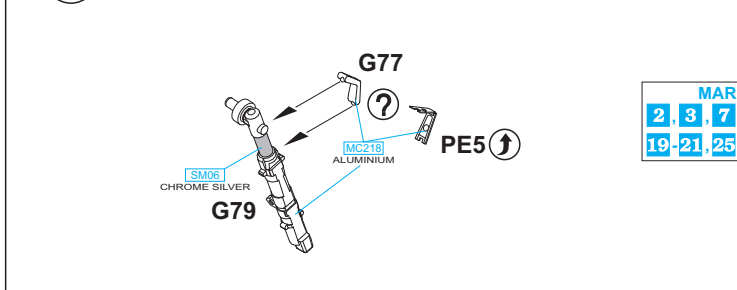
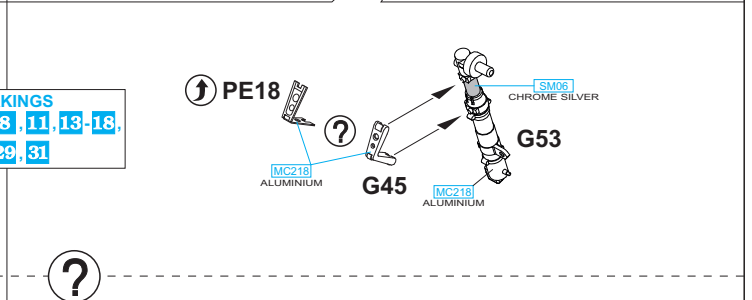
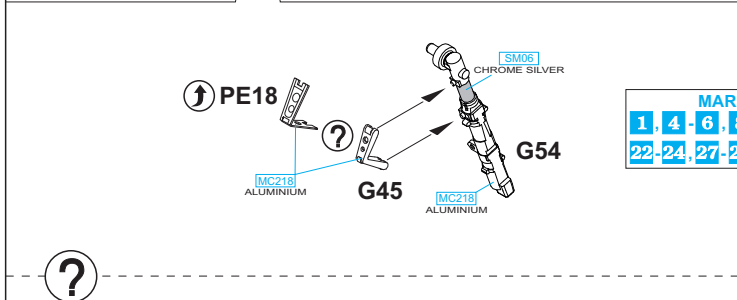
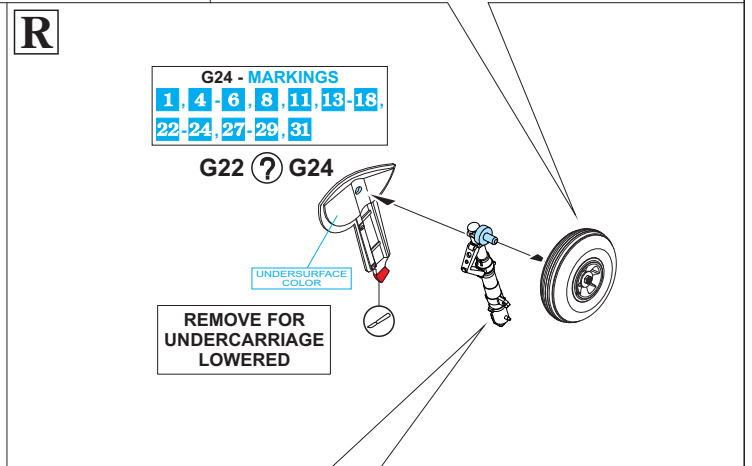
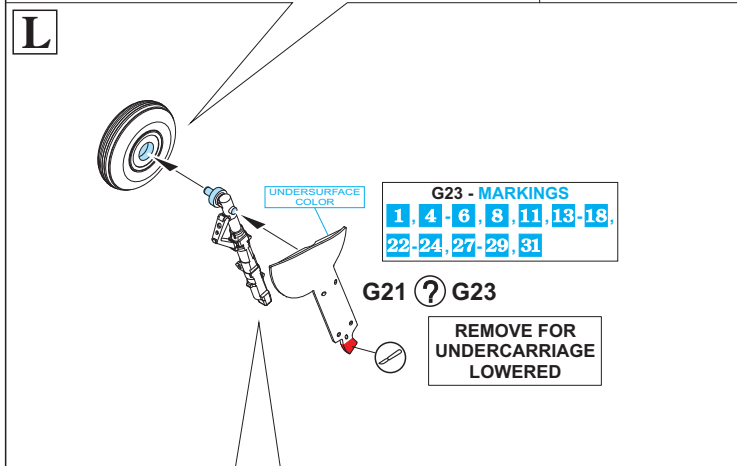
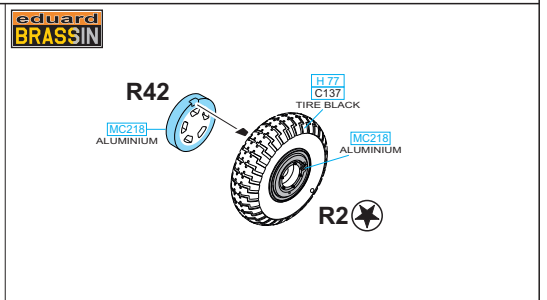
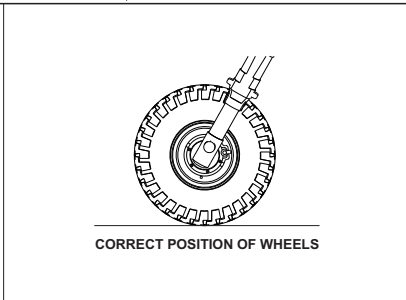
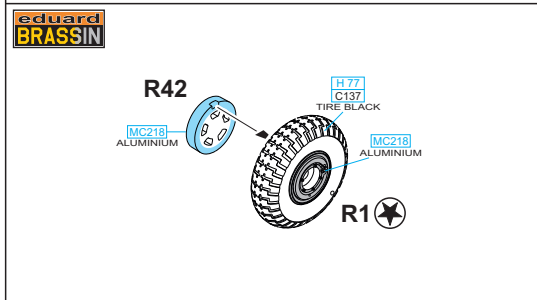
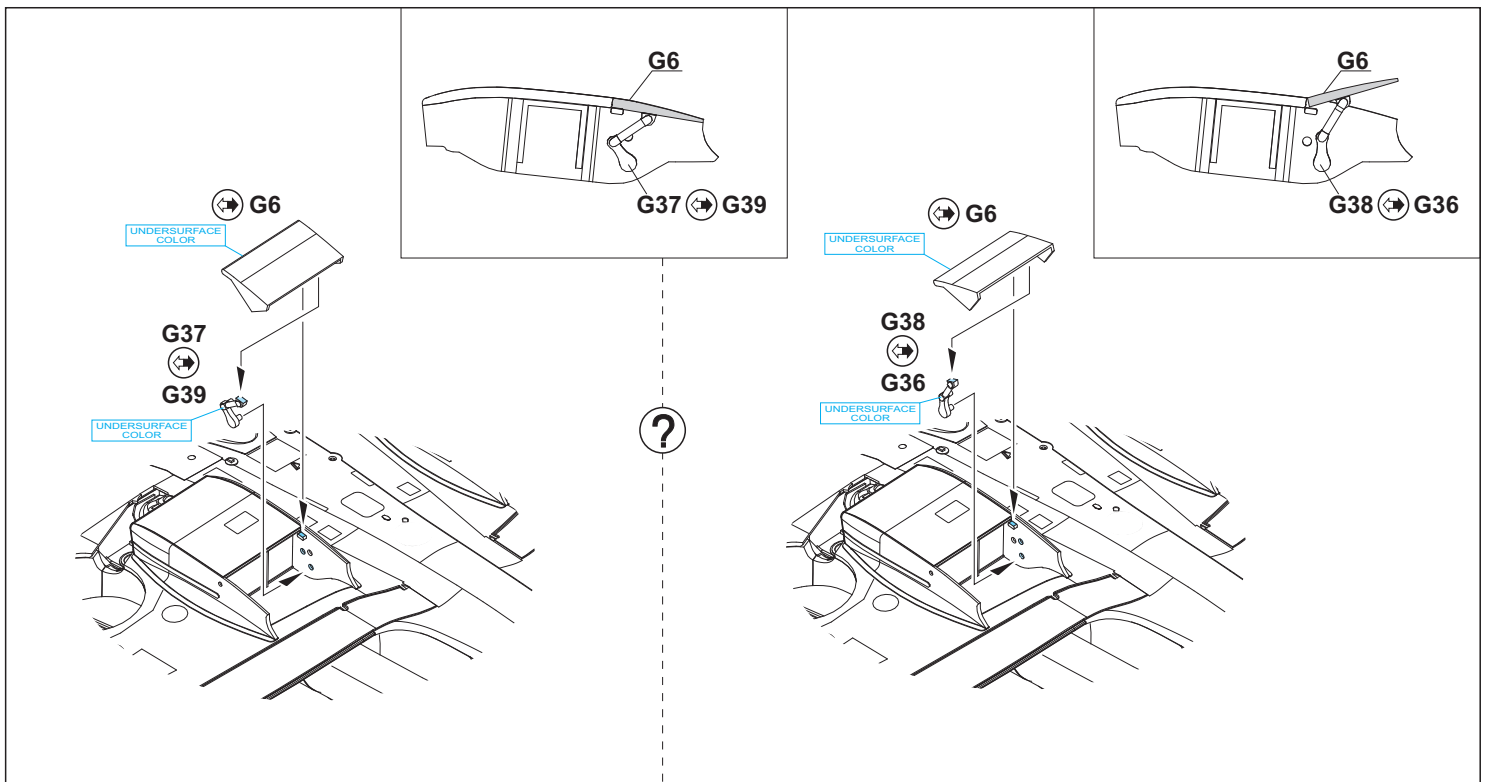
F8 - MARKINGS 19, 20 ONLY

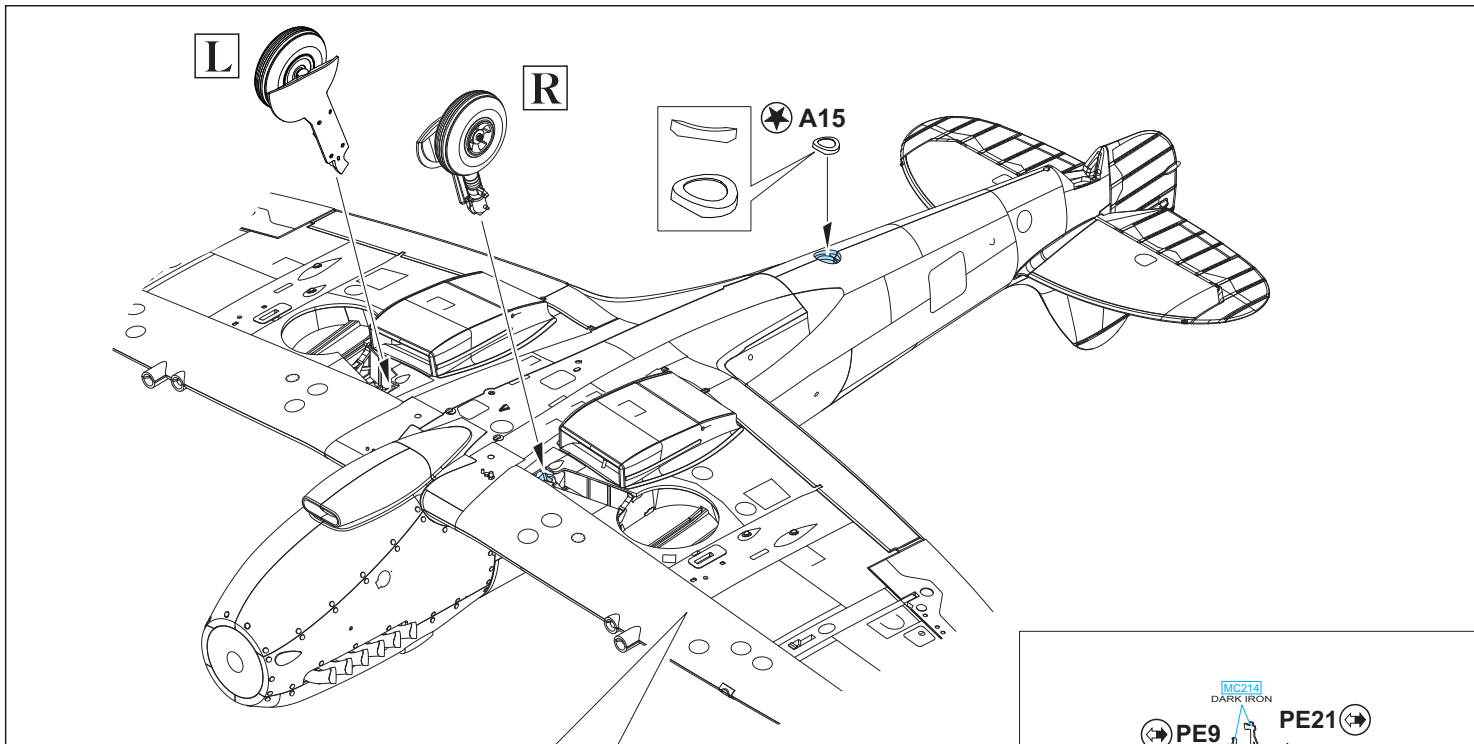
GLUE PARTS F52 & F53 ONE BY ONE



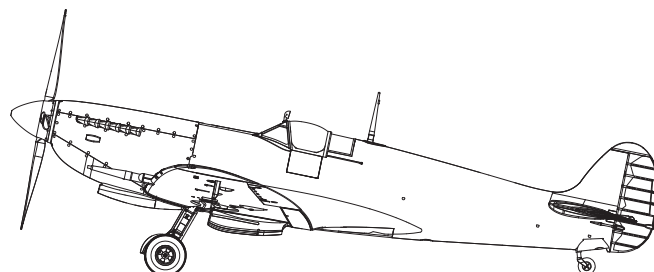
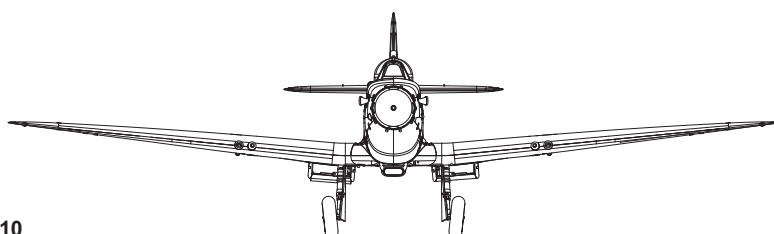
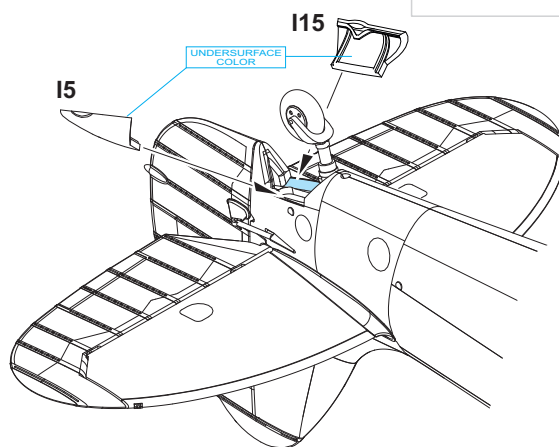
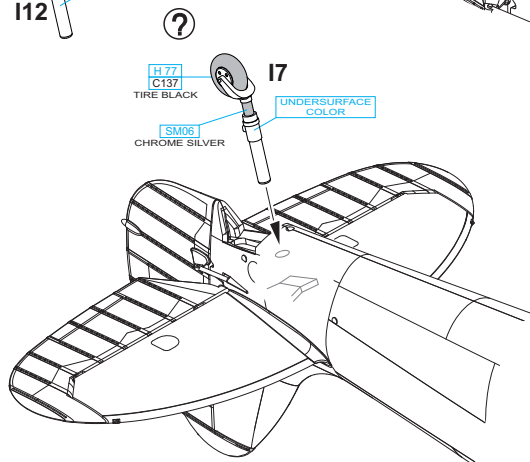
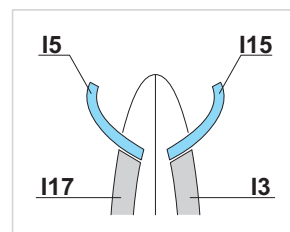
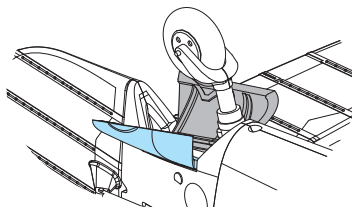
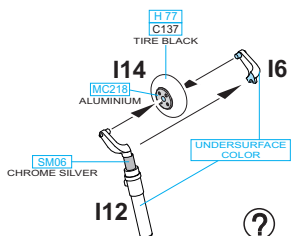
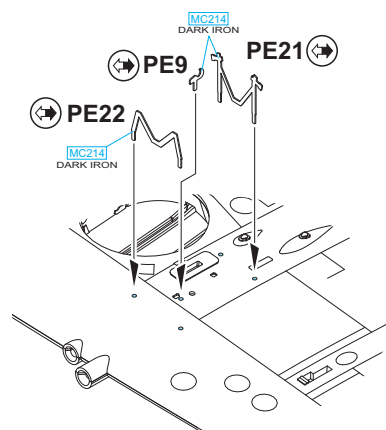
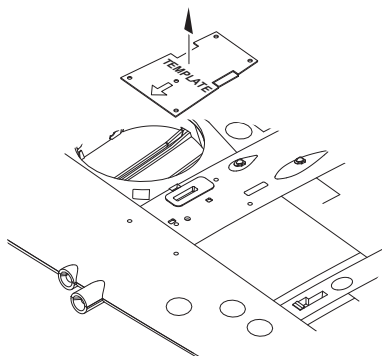
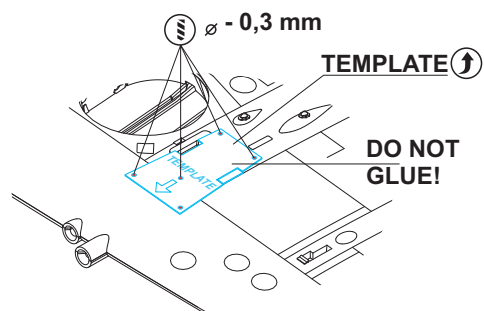


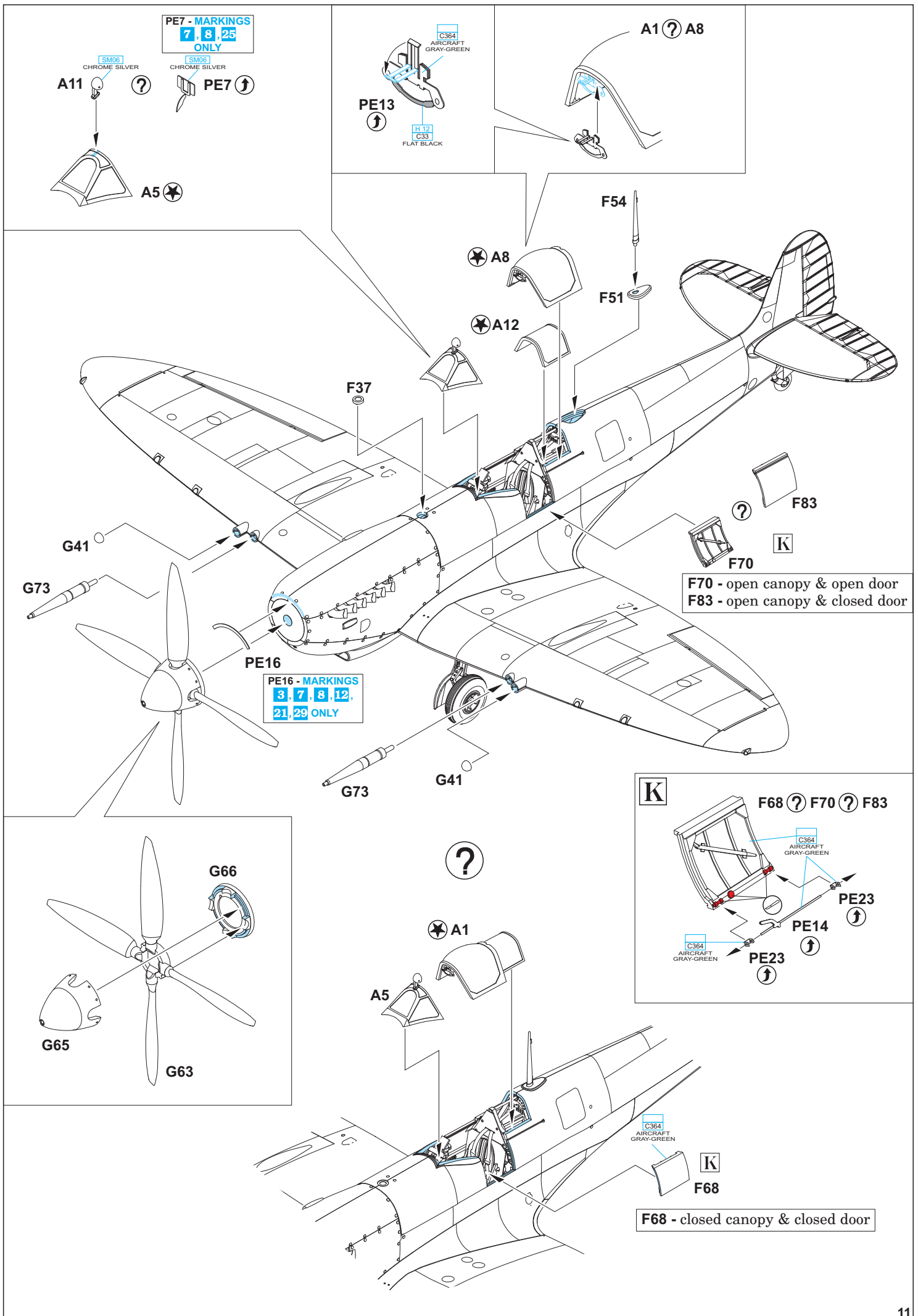


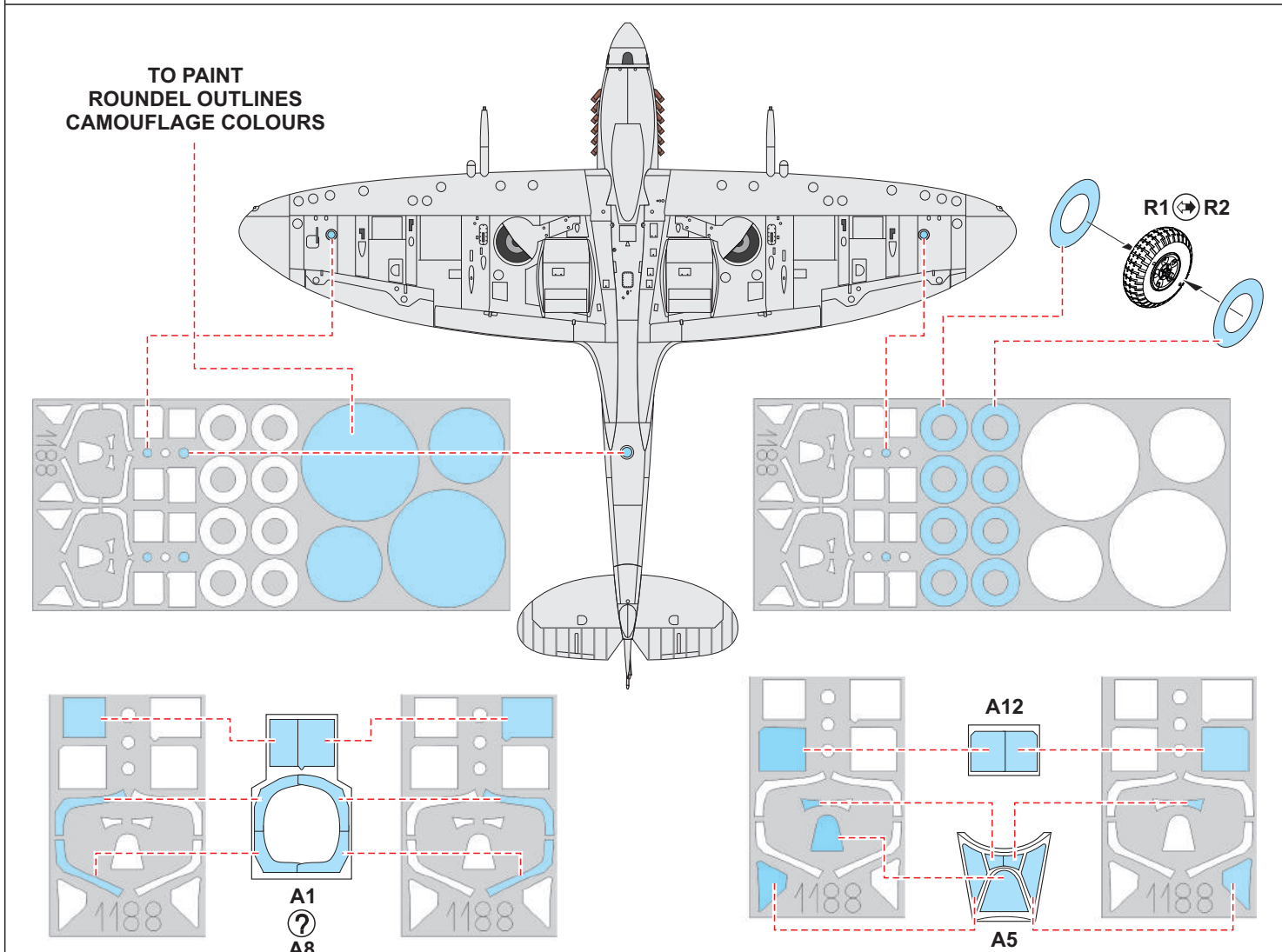
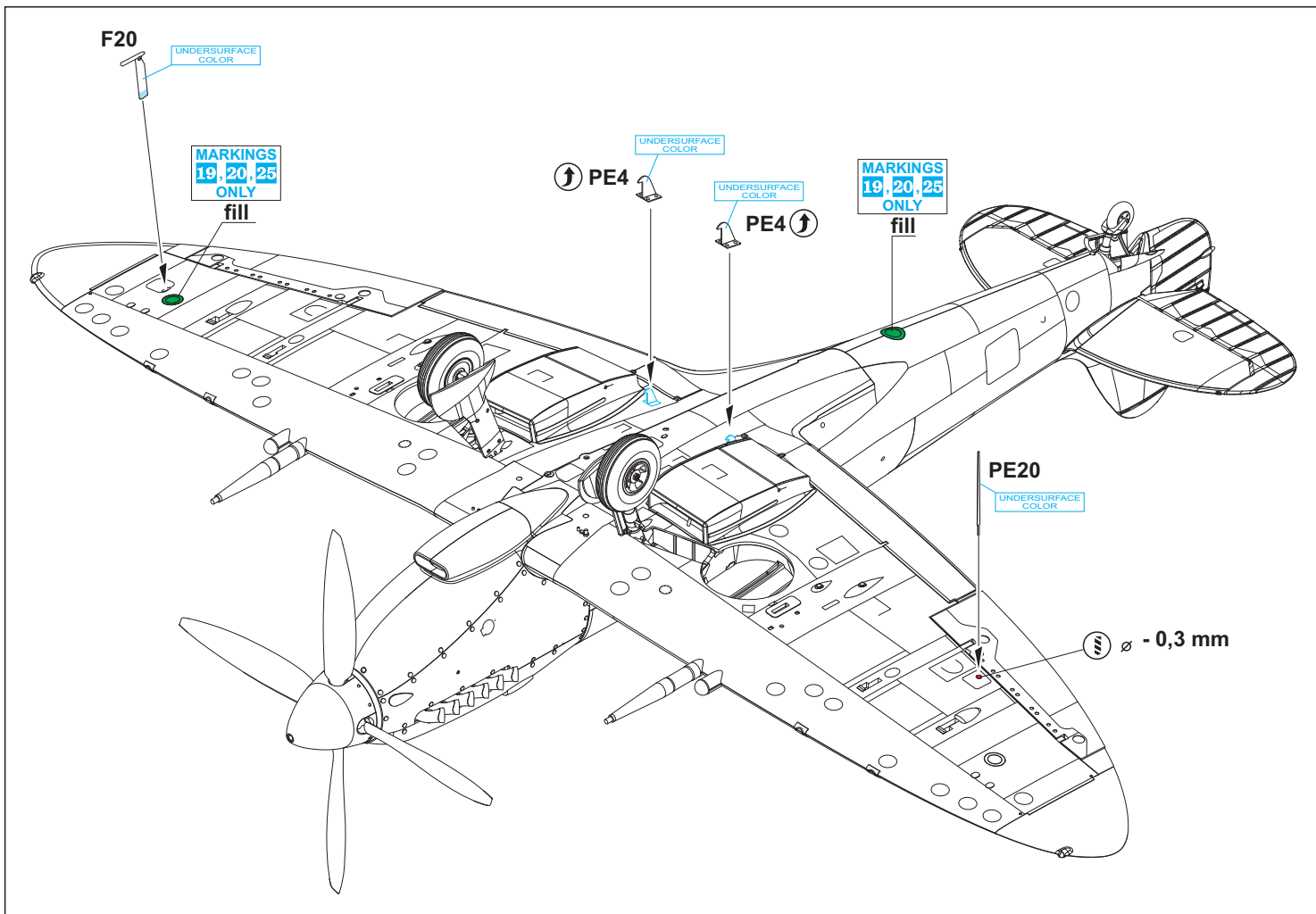




MARKINGS 5, 12-14, 16, 17, 21, 23, 24, 28, 29 ONLY









**FOREWORD** - Color Profiles - A note regarding the methodology of reconstructions.

Dear Friends,

This instruction sheet contains color profiles as usually published in our instruction sheets – with no weathering. We follow this protocol for two reasons. In the first place, it is an undeniable fact that every aircraft had been clean, with no dust, rust or oil stains at one specific point in its existence. Secondly, we want to avoid any misunderstanding between what is a real aircraft color that should be applied to a specific part of the kit and what is weathering or shadowing.

You always have the option of going to the exact page of the book, that is a part of this package, to reference the weathering of your kit in accordance with the photos of the actual aircraft. In any case, in a bit of a deviation, some of the color profiles in the book show the aircraft weathered, giving the Australian Spitfires an even more colorful appearance.

All the color profiles are based on long-time research, documents, and knowledge provided by Mr. Peter Malone. Needless to say, research in this field cannot be considered closed and the book could be a platform for any subsequent research activity.

Short captions accompany each color profile for better understanding of what is being depicted. Note also that the camouflage and marking of every aircraft underwent many changes during service and a specific color profile may depict the aircraft at a different point in time than the photo(s).

Follow the color profiles in this guide to paint your model.

**SLOVO ÚVODEM** k metodice rekonstruování barevných schémat

Vážení přátelé,

v této části stavebního návodu najdete rekonstrukce barevných schémat tak, jak je obvyklé v našich stavebnicích – tedy bez provozního opotřebení tzv. olétání. Činíme tak ze dvou důvodů. Zprv si myslíme, že každé letadlo bylo v určitém období své existence neolétané, a zadruhé naznačení olétání může vést k nedorozuměním ve výkladu, které barvy na dotyčnou část modelu použít.

Pokud chcete na svém modelu znázornit reálné olétání dle skutečného vzoru, nalistujte v publikaci, která je součástí této stavebnice, fotografie konkrétního letounu.

Na stránkách knihy, vložené do této stavebnice, jsme část barevných schémat ztvárnili i s opotřebením, které dodává australským Spitfirům Mk.VIII další rozměr pestrosti.


Barevné rekonstrukce australských Spitfirů Mk.VIII vznikly na základě podkladů poskytnutých panem Peterem Malonem, vycházejících z jeho dlouholetého výzkumu. Zároveň nepovažujeme výzkum na tomto poli za definitivně uzavřený a naše publikace může sloužit také jako zdroj pro další bádání.

Pro lepší porozumění jsou u jednotlivých schémat uvedeny vysvětlivky. Též je nutné upozornit na fakt, že kamufláž i marking každého letoun procházel s postupem času řadou změn a fotografie mohou letoun ukazovat v jiném období než barevné schéma.

Pro barvení modelu doporučujeme řídit se schématy v tomto návodu. Schémata zveřejněná v publikaci jsou pouze ilustrativní.

# 1 A58-484, flown by G/C Clive Caldwell, the CO of No. 80 Wing, Morotai, March, 1945


The aircraft seems to have suffered some damage to the fin and rudder. There are signs of repair work on the top of fin, which has probably been painted in Grey undercoat. A replacement rudder, apparently finished in Ocean Grey and Dark Green, has been fitted.



RED	H13 3	FOLIAGE GREEN	H302 302	MEDIUM SEA GREY	H335 363
YELLOW	H4 4	CLEAR GREEN	H94 138	CLEAR RED	H90 47
AZURE BLUE	370	DARK EARTH	H72 369	OCEAN GREY	362
		DARK GREEN	H73 361	WHITE	H316 316
				BLACK	H12 33
					H92 49

## 2 A58-411, flown by F/O Peter Bullock, No. 452 Squadron, Sattler Airstrip, September, 1944


Peter Bullock had the outer cannon fairings removed by the RSU. He did it because he thought it 'made the aircraft look better'. The cannon-barrel fairings were originally camouflaged. After an accident in August 1944, following repairs to the wing, the port cannon had its aft fairing section painted in White.



RED	H13 3	FOLIAGE GREEN	H302 302
YELLOW	H4 4	CLEAR GREEN	H94 138
AZURE BLUE	370	DARK EARTH	H72 369
		WHITE	H316 316
		CLEAR RED	H90 47
		CLEAR ORANGE	H92 49
		BLACK	H12 33

### 3 A58-435, flown by F/L William 'Ron' Cundy, No. 452 Squadron, Sattler Airstrip, July, 1944

The cannon barrel fairings were camouflaged and the fairings over the outboard cannon were White. This aircraft was maintained in an exceptionally clean condition.




RED	H13 3	CLEAR GREEN	H94 138	CLEAR RED	H90 47	CLEAR ORANGE	H92 49
YELLOW	H4 4	LIGHT BLUE	H417 117	WHITE	H316 316	BLACK	H12 33
FOLIAGE GREEN	H302 302						



# 4 A58-477, flown by F/L Alf Glendinning, No. 457 Squadron, Sattler Airstrip, November, 1944

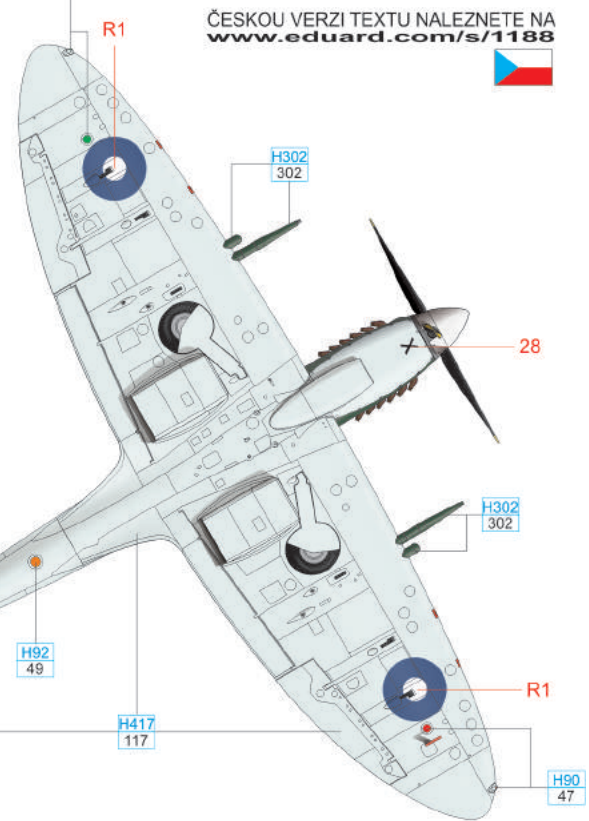
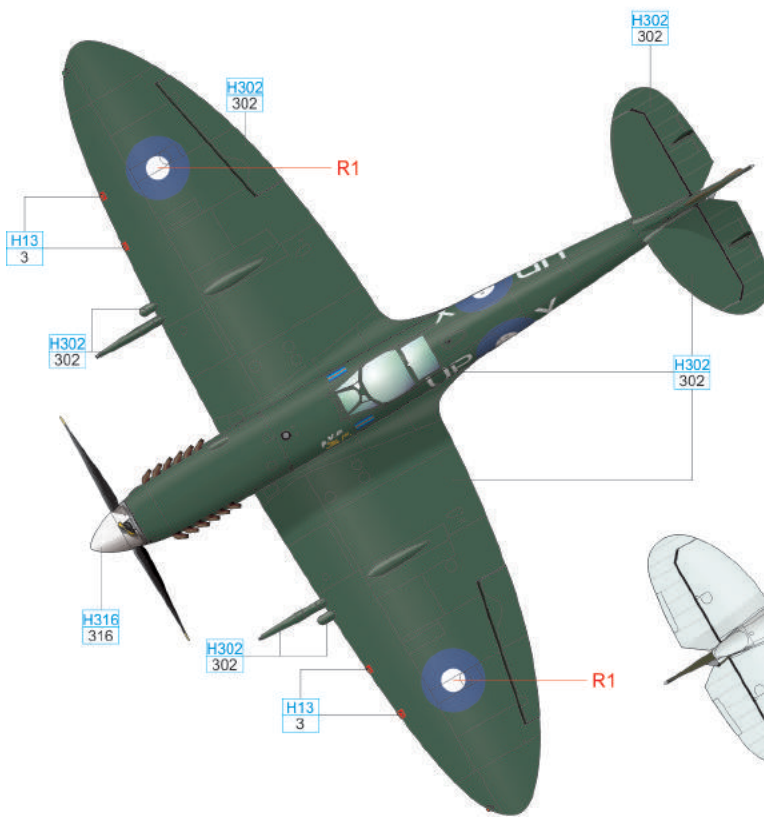
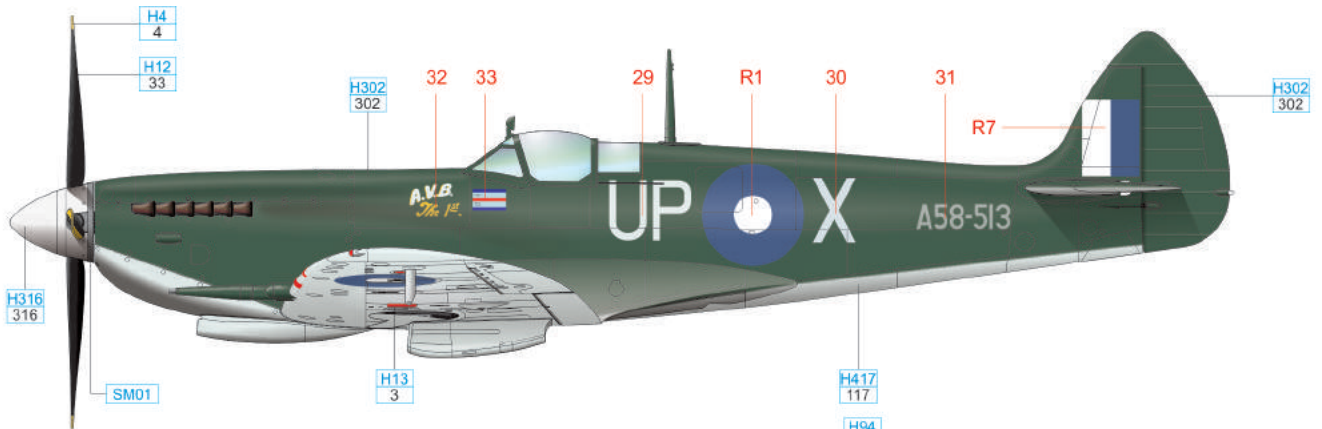
This aircraft was originally finished in the RAF Day Fighter Scheme. The tropical sun has caused the RAAF Foliage Green to start fading on the wing upper surface, top of the fuselage and the rudder, and sections of RAF Ocean Grey are starting to appear. Cannon fairings were Foliage Green.



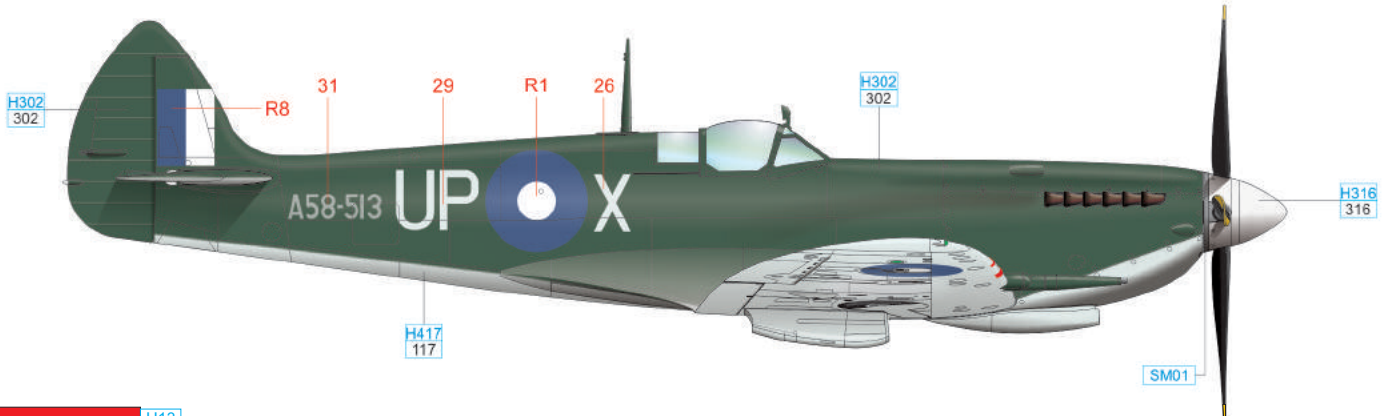
RED	H13 3				
YELLOW	H4 4	CLEAR GREEN	H94 138	CLEAR RED	H90 47
				CLEAR ORANGE	H92 49
FOLIAGE GREEN	H302 302	LIGHT BLUE	H417 117	WHITE	H316 316
				BLACK	H12 33
				SILVER	SM01

# 5 A58-513, flown by S/L Ron Susans, the CO of No. 80 Wing, Morotai, June, 1945

This aircraft carried the legend "A.V.B. The 1st" as it was the first Spitfire paid for by money collected by the Australian Victory Bonds Campaign. The colour of the emblem is unknown. It is believed that "A.V.B." is in grey or Sky Blue and that "The 1st" may be in Yellow. Cannon fairings were Foliage Green.




ČESKOU VERZI TEXTU NALEZNETE NA [www.eduard.com/s/1188](http://www.eduard.com/s/1188)

RED	H13 3	CLEAR GREEN	H94 138	CLEAR RED	H90 47	CLEAR ORANGE	H92 49
YELLOW	H4 4	LIGHT BLUE	H417 117	WHITE	H316 316	BLACK	H12 33
FOLIAGE GREEN	H302 302	SILVER	SM01				

# 6 A58-528, flown by G/C Clive Caldwell, the CO of No. 80 Wing, Clark Field, Philippines, March, 1945

A58-528 was originally marked with White leading edges. When Caldwell flew the aircraft to the Philippines those leading edges were over-painted in Foliage Green and this over-painting extends over the White on to the wing under side. The stripes on the spinner may have been Black. The cannon fairings were camouflaged. The White portion of starboard cannon fairing is visible in one photo only.

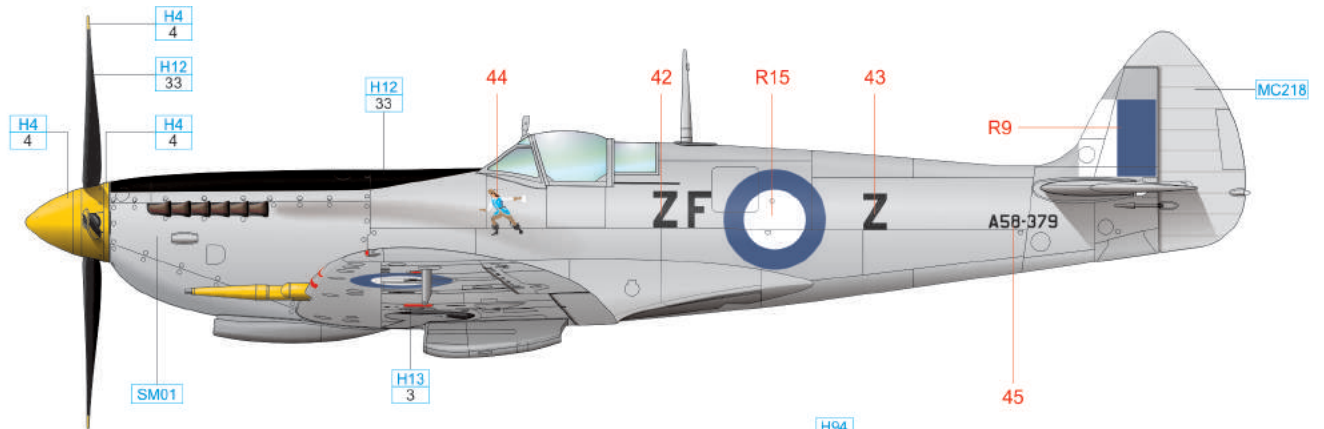


ČESKOU VERZI TEXTU NALEZNETE NA [www.eduard.com/s/1188](http://www.eduard.com/s/1188)

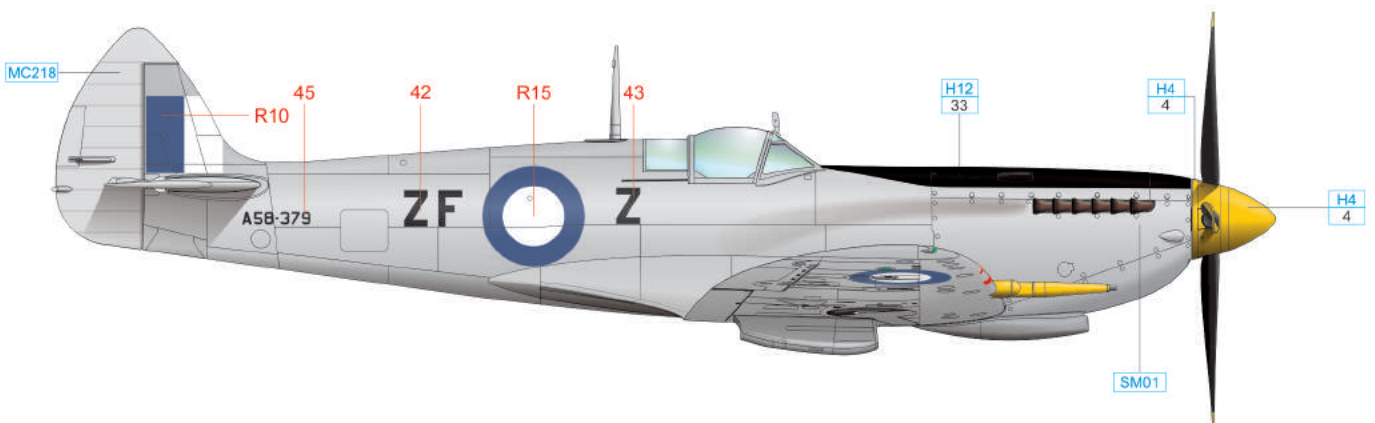
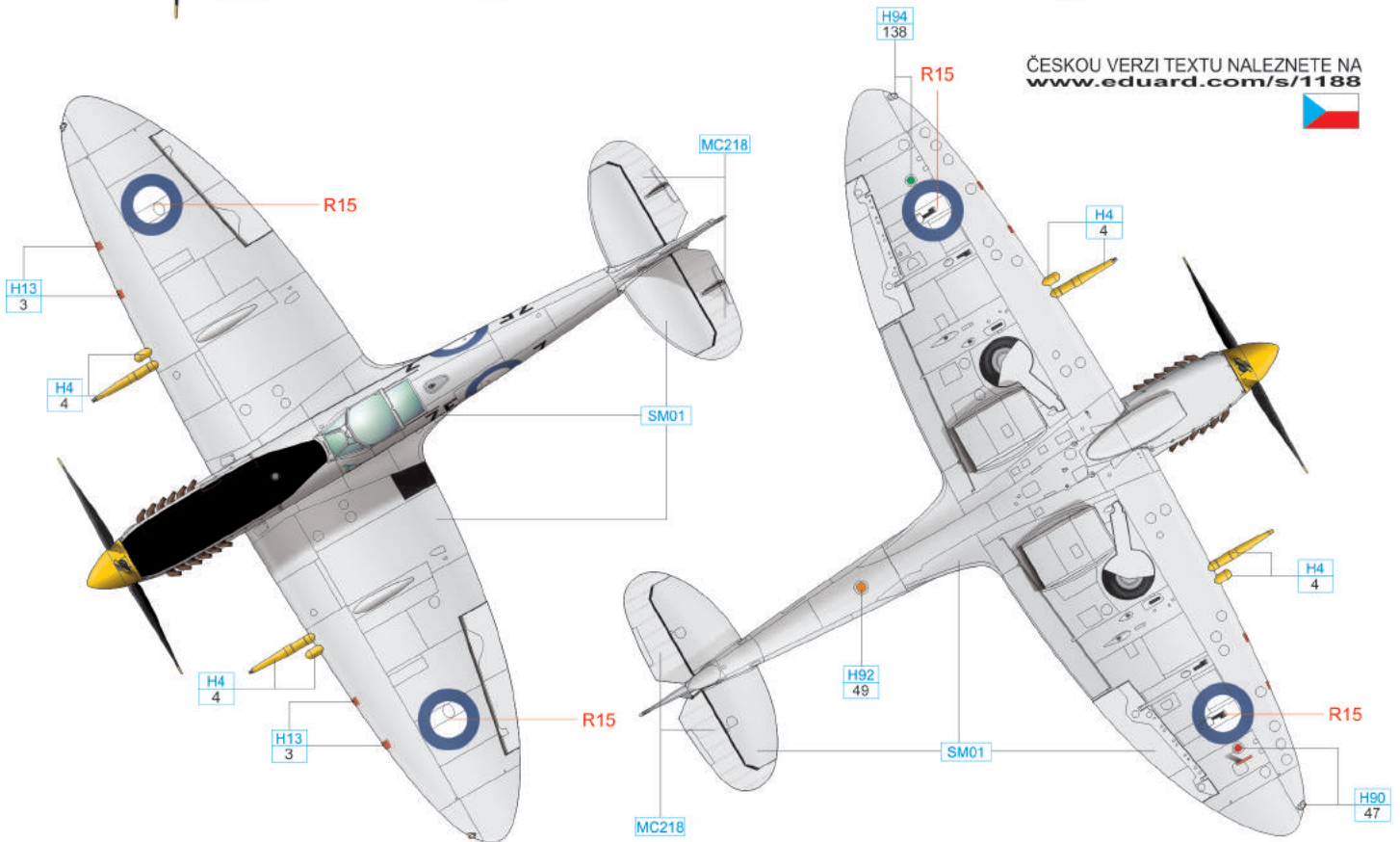
RED	H13 3	CLEAR GREEN	H94 138	CLEAR RED	H90 47	CLEAR ORANGE	H92 49
YELLOW	H4 4	LIGHT BLUE	H417 117	WHITE	H316 316	BLACK	H12 33
FOLIAGE GREEN	H302 302	SILVER	SM01				

# 7 A58-379, flown by F/L David Glaser, No. 549 Squadron, Strauss Airstrip, September, 1944

This aircraft was stripped back to natural metal and the fabric covered areas re-bagged and painted with aluminium dope. Glaser's ground crew kept it highly polished. Spinner and cannon fairings could have been light blue.




ČESKOU VERZI TEXTU NALEZNETE NA  
[www.eduard.com/s/1188](http://www.eduard.com/s/1188)



YELLOW	H4 4	CLEAR GREEN	H94 138	CLEAR RED	H90 47	CLEAR ORANGE	H92 49
RED	H13 3	BLACK	H12 33	SILVER	SM01	ALUMINIUM	MC218

# 8 A58-482, flown by F/L David Glaser, the CO of No. 548 Squadron, Darwin Civil Aerodrome, May, 1945

Following receipt by No. 1 FW, in August 1944, this aircraft was re-camouflaged in RAAF Foliage Green over Sky Blue. After S/L Glaser took over command of the squadron in February 1945, the paint stripped back, revealing the original RAF Desert Scheme underneath. By this time, the RAAF's Spitfires were arriving in the RAF day fighter scheme of Dark Green / Ocean Grey / Medium Sea Grey. Glaser wanted his aircraft finished in those colours. The A58-482 was repainted using the RAAF colours, Foliage Green and Dark Sea Grey on the upper surfaces and Medium Sea Grey on the lower surfaces probably. The cannon fairings may have been Medium Sea Grey or Sky Blue. Note the oval shaped section under the lower forward section of the cowlings.




ČESKOU VERZI TEXTU NALEZNETE NA [www.eduard.com/s/1188](http://www.eduard.com/s/1188)

RED	H13 3	CLEAR GREEN	H94 138	CLEAR RED	H90 47	CLEAR ORANGE	H92 49	95% RAAF DARK SEA GREY	5% H12 33
FOLIAGE GREEN	H302 302	LIGHT BLUE	H417 117	GREYISH BLUE	H335 363	WHITE	H316 316	BLACK	H12 33

# 9 A58-429, flown by S/L Lou Spence, the CO of No. 452 Squadron, Sattler Airstrip, late 1944

Wing leading edges from wing root to about 2 feet outboard of outer machine gun were painted White, curved on top. On underside, the White is probably straight.




ČESKOU VERZI TEXTU NALEZNETE NA  
[www.eduard.com/s/1188](http://www.eduard.com/s/1188)



YELLOW	H4 4	CLEAR GREEN	H94 138	CLEAR RED	H90 47	CLEAR ORANGE	H92 49	RED	H13 3
FOLIAGE GREEN	H302 302	LIGHT BLUE	H417 117	WHITE	H316 316	BLACK	H12 33	SILVER	SM01


# 10 A58-457, flown by S/L Tom Trimble, the CO of No. 457 Squadron, Sattler Airstrip, late 1944

Aluminium paint was applied to the walls of the tyres to reduce the effect of solar heating when the aircraft was in strong sunlight. In the photos, a heavy, light grey, staining from the exhausts is visible on the fuselage sides. This is because the pilot was experimenting with leaning out the fuel mixture in a series of range trials to extract maximum range from the aircraft before the squadron moved north.



# 11 A58-516, flown by F/L Des Cormack, No. 452 Squadron, Morotai, December, 1944

Note that 'T' is higher on the port side, and is shorter on the starboard side. The lower part of the cannon fairings was White.



ČESKOU VERZI TEXTU NALEZNETE NA [www.eduard.com/s/1188](http://www.eduard.com/s/1188)




RED	H13 3				
YELLOW	H4 4	CLEAR GREEN	H94 138	CLEAR RED	H90 47
				CLEAR ORANGE	H92 49
FOLIAGE GREEN	H302 302	LIGHT BLUE	H417 117	WHITE	H316 316
				BLACK	H12 33
				DARK EARTH	H72 369



# 12 A58-504, flown by F/O Rex Watson, No. 452 Squadron, Balikpapan, Borneo, August, 1945

The fin has been repainted with a new coat of Foliage Green. This aircraft was originally coded 'E', but it was re-coded 'R' when Watson took it over. The rudder was painted RAF Dark Green and RAF Ocean Grey.




ČESKOU VERZI TEXTU NALEZNETE NA [www.eduard.com/s/1188](http://www.eduard.com/s/1188)



RED	H13 3	OCEAN GREY	362	DARK GREEN	H73 361
YELLOW	H4 4	CLEAR GREEN	H94 138	CLEAR RED	H90 47
FOLIAGE GREEN	H302 302	LIGHT BLUE	H417 117	DARK EARTH	H72 369
				BLACK	H12 33
				SILVER	SM01

# 13 A58-609, flown by F/L Bill Cable, No. 457 Squadron, Morotai, February, 1945

White wing leading edges are curved on both the upper and lower wing surfaces and extend from the wing root to wingtip navigation light. The cannon fairing and outer-cannon stub were both finished in White. After the aircraft had arrived at Morotai, the cannons had the White paint removed and the shark mouth was modified with a Red maw.




RED	H13 3	MEDIUM SEA GREY	H335 363	95% RAAF DARK SEA GREY	362	5% H12 33			
YELLOW	H4 4	CLEAR GREEN	H94 138	CLEAR RED	H90 47	CLEAR ORANGE	H92 49	SILVER	SM01
OCEAN GREY	362	FOLIAGE GREEN	H302 302	DARK GREEN	H73 361	WHITE	H316 316	BLACK	H12 33

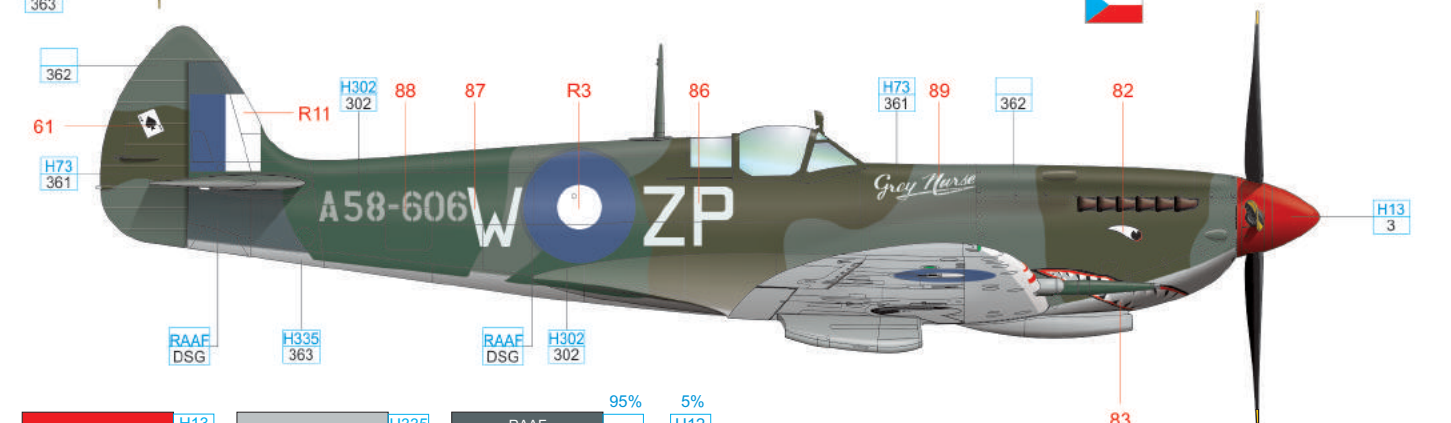


# 15 A58-606, flown by S/L Bruce Watson, the CO of No. 457 Squadron, Sattler Airstrip, January, 1945

Fuselage port side: Foliage Green was applied over the Dark Green section, extending from the wing root to the fin flash. Dark Sea Grey was used over the Ocean Grey on the rear fuselage. Fuselage starboard side: Foliage Green was applied over the Dark Green section immediately aft of the cockpit, and over the entire rear fuselage, but not under the tailplane. Tailplane: The inboard sections of the tailplane were over painted in the RAAF colours, Foliage Green and Dark Sea Grey. The outboard sections of the tailplane, and the elevators, retained their original colours. The rudder was not over painted. The cannon barrel fairings were Foliage Green and the fairings over the outboard cannon were Medium Sea Grey.



ČESKOU VERZI TEXTU NALEZNETE NA [www.eduard.com/s/1188](http://www.eduard.com/s/1188)




RED	H13 3	MEDIUM SEA GREY	H335 363	95% RAAF DARK SEA GREY	362	5% H12 33	
YELLOW	H4 4	CLEAR GREEN	H94 138	CLEAR RED	H90 47	CLEAR ORANGE	H92 49
OCEAN GREY	362	FOLIAGE GREEN	H302 302	DARK GREEN	H73 361	WHITE	H316 316
						BLACK	H12 33



# 17 A58-517, flown by F/O Norm Turnbull, No. 79 Squadron, Morotai, April, 1945

On the rear fuselage, the Yellow ring on the RAF roundel, the RAF serial and the Sky fuselage band appear to have been over painted with RAAF Dark Sea Grey. Foliage Green does not appear to have been used on this aircraft. Norm Turnbull personally told the author of the book that the elephant was grey.




RED	H13 3	MEDIUM SEA GREY	H335 363	BRIGHT BLUE	H323 323	95% RAAF DARK SEA GREY	362	5% H12	33
YELLOW	H4 4	CLEAR GREEN	H94 138	CLEAR RED	H90 47	CLEAR ORANGE	H92 49		
OCEAN GREY	362	FOLIAGE GREEN	H302 302	DARK GREEN	H73 361	WHITE	H316 316	BLACK	H12 33



# 19 JF630, flown by F/O Larry Cronin, shortly after his fourth victory, near Palel, India, on 6 March, 1944

According to the interview with Larry Cronin the squadron A/C retained their desert colours. The pilot maintains that his aircraft still had its extended wingtips when he gained his victories. In November 1943, No. 81 Squadron, RAF, withdrew from Sicily to Egypt where they re-equipped with Spitfire Mk.VIII aircraft. Cronin recalls that all these aircraft were in the JF serial range and had extended wingtips and standard rudders. Photos of aircraft in this serial batch showing this configuration support his comments. Most sources state that the aircraft were re-camouflaged in Dark Earth, Dark Green and Sea Grey Medium when they arrived in India. The comments in those sources appear to be based on an order issued by RAF Headquarters, New Delhi. The date of the order is 4 April 1944, some three months after No.81 Squadron's arrival in the theatre, and a month after the only known photos of Cronin's aircraft were taken.



ČESKOU VERZI TEXTU NALEZNETE NA [www.eduard.com/s/1188](http://www.eduard.com/s/1188)



RED	H13 3				
YELLOW	H4 4	CLEAR GREEN	H94 138	CLEAR RED	H90 47
AZURE BLUE	370	DARK EARTH	H72 369	MIDDLE STONE	H71 21
		BLACK	H12 33		



# 20 A58-312, flown by F/L Gossland, No. 54 Squadron, Truscott Airstrip, July, 1944

This aircraft had rounded rudder. Code letters DL were yellow. The spinner was Black while its backing plate Dark Earth. The cannon fairings were White. Note the oval shaped section under the lower forward section of the cowlings.




ČESKOU VERZI TEXTU NALEZNETE NA [www.eduard.com/s/1188](http://www.eduard.com/s/1188)



RED	H13 3	CLEAR GREEN	H94 138	CLEAR RED	H90 47	BLACK	H12 33
YELLOW	H4 4	DARK EARTH	H72 369	FOLIAGE GREEN	H302 302	WHITE	H316 316
AZURE BLUE	370						

# 21 A58-430, flown by F/O Jack King, No. 452 squadron, Tarakan, Borneo, July, 1945

This A/C shown the ravages of five months service in the tropics. The lower part of the rudder was repainted Sky Blue or covered with Aluminium dope. The white leading edges and cannon fairings were over painted, probably with Foliage Green.




ČESKOU VERZI TEXTU NALEZNETE NA [www.eduard.com/s/1188](http://www.eduard.com/s/1188)



RED	H13 3						
YELLOW	H4 4	CLEAR GREEN	H94 138	CLEAR RED	H90 47	CLEAR ORANGE	H92 49
FOLIAGE GREEN	H302 302	LIGHT BLUE	H417 117	ALUMINIUM	MC218	BLACK	H12 33

# 22 A58-518, flown by F/O Jack Pretty, No. 452 Squadron, Morotai, December, 1944

This A/C was quite new. At the time Pretty scored his victory, it had been with the squadron for only two weeks. The cannon barrel fairings were camouflaged and the fairings over the outboard cannon were White.



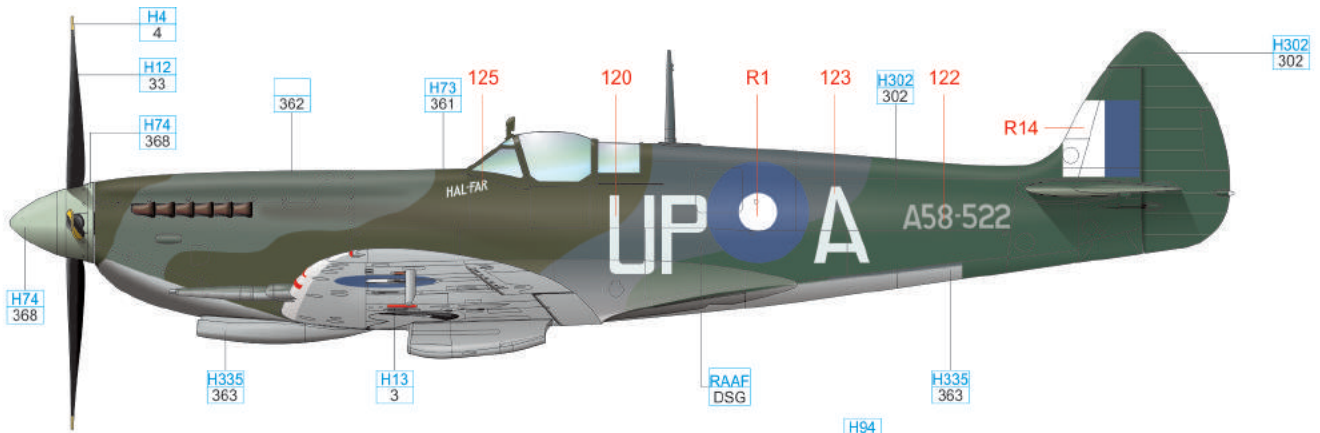
ČESKOU VERZI TEXTU NALEZNETE NA [www.eduard.com/s/1188](http://www.eduard.com/s/1188)



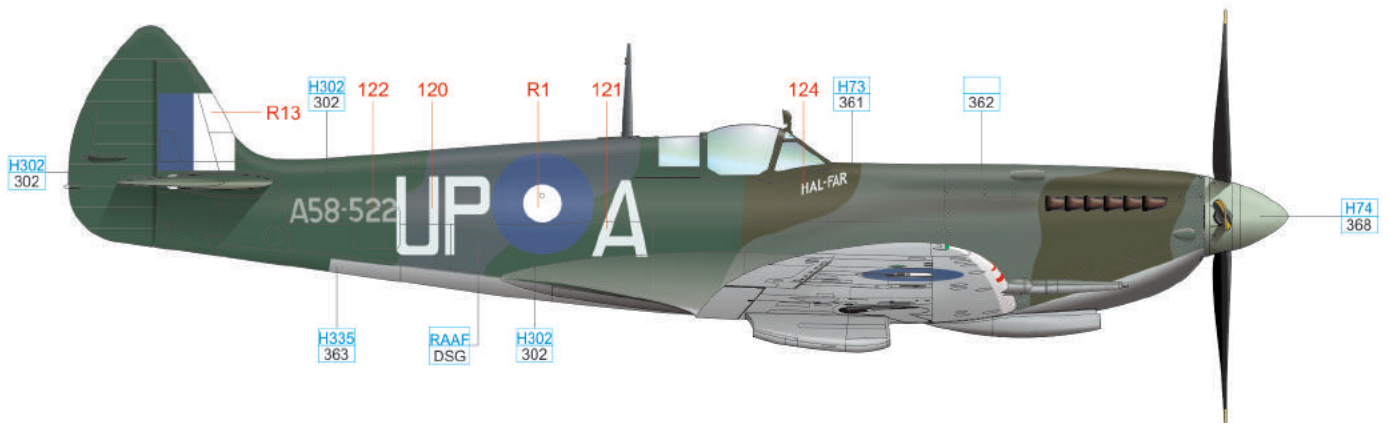
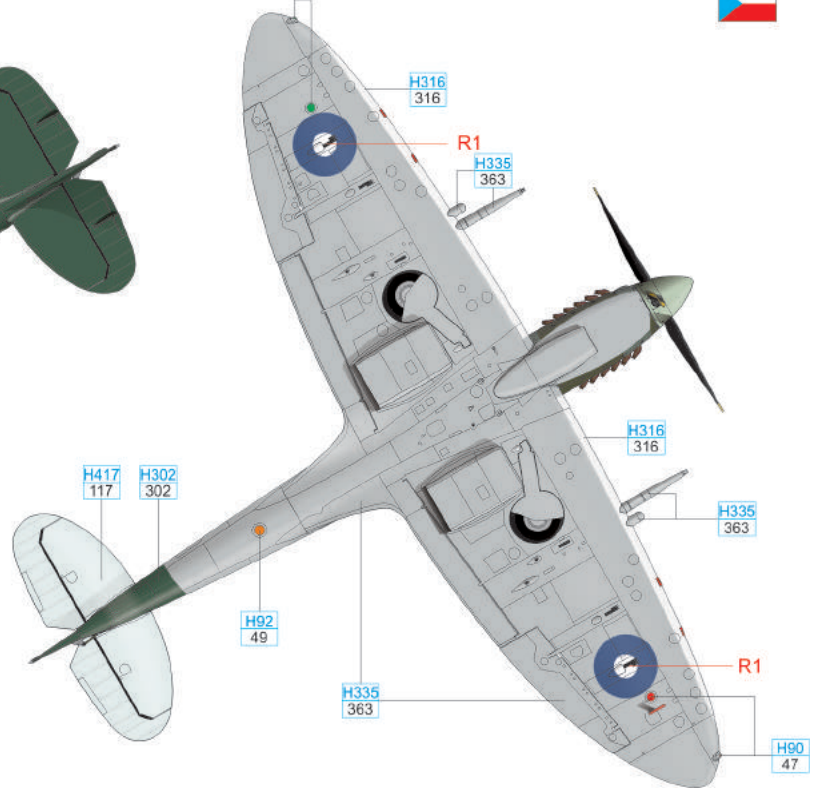
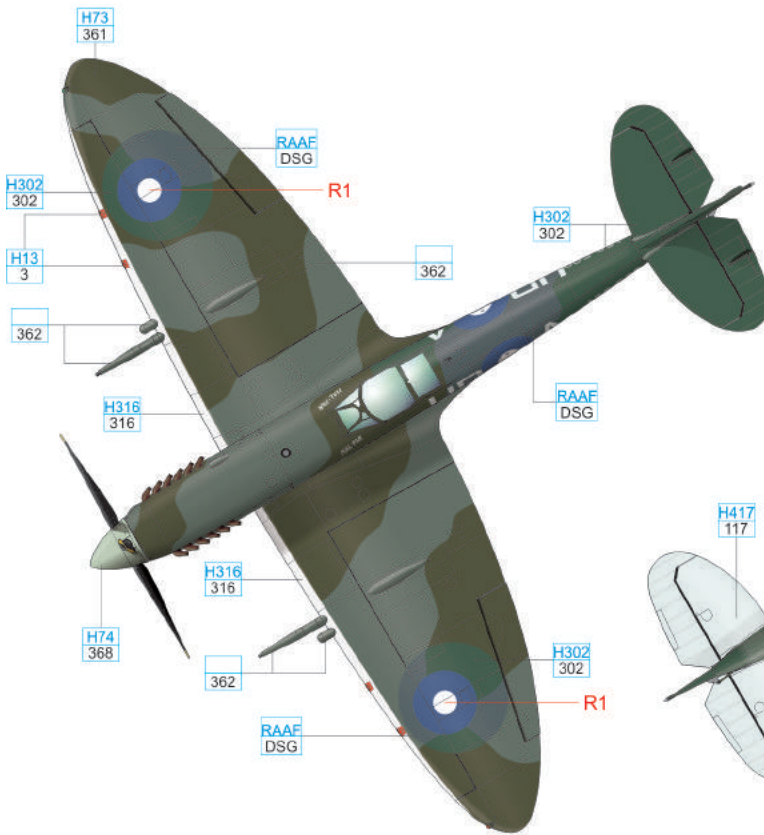
RED	H13 3				
YELLOW	H4 4	CLEAR GREEN	H94 138	CLEAR RED	H90 47
				CLEAR ORANGE	H92 49
FOLIAGE GREEN	H302 302	LIGHT BLUE	H417 117	WHITE	H316 316
				BLACK	H12 33

# 23 A58-522, flown by F/L Len Reid, No. 79 Squadron, Morotai, March, 1945

This aircraft originally had a White empennage. This was painted over before it was flown to Morotai. The cannon fairings were camouflaged.



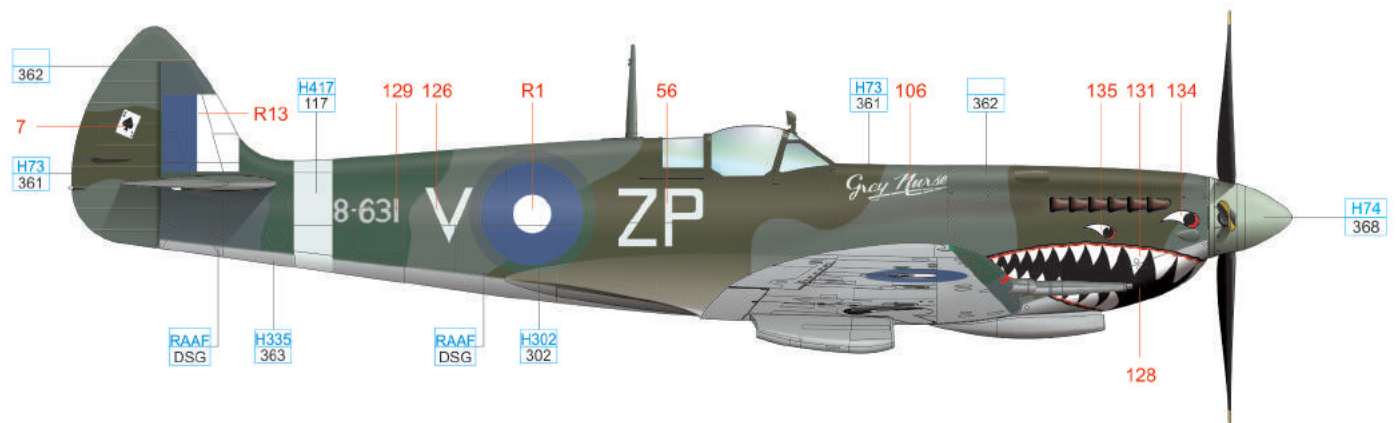
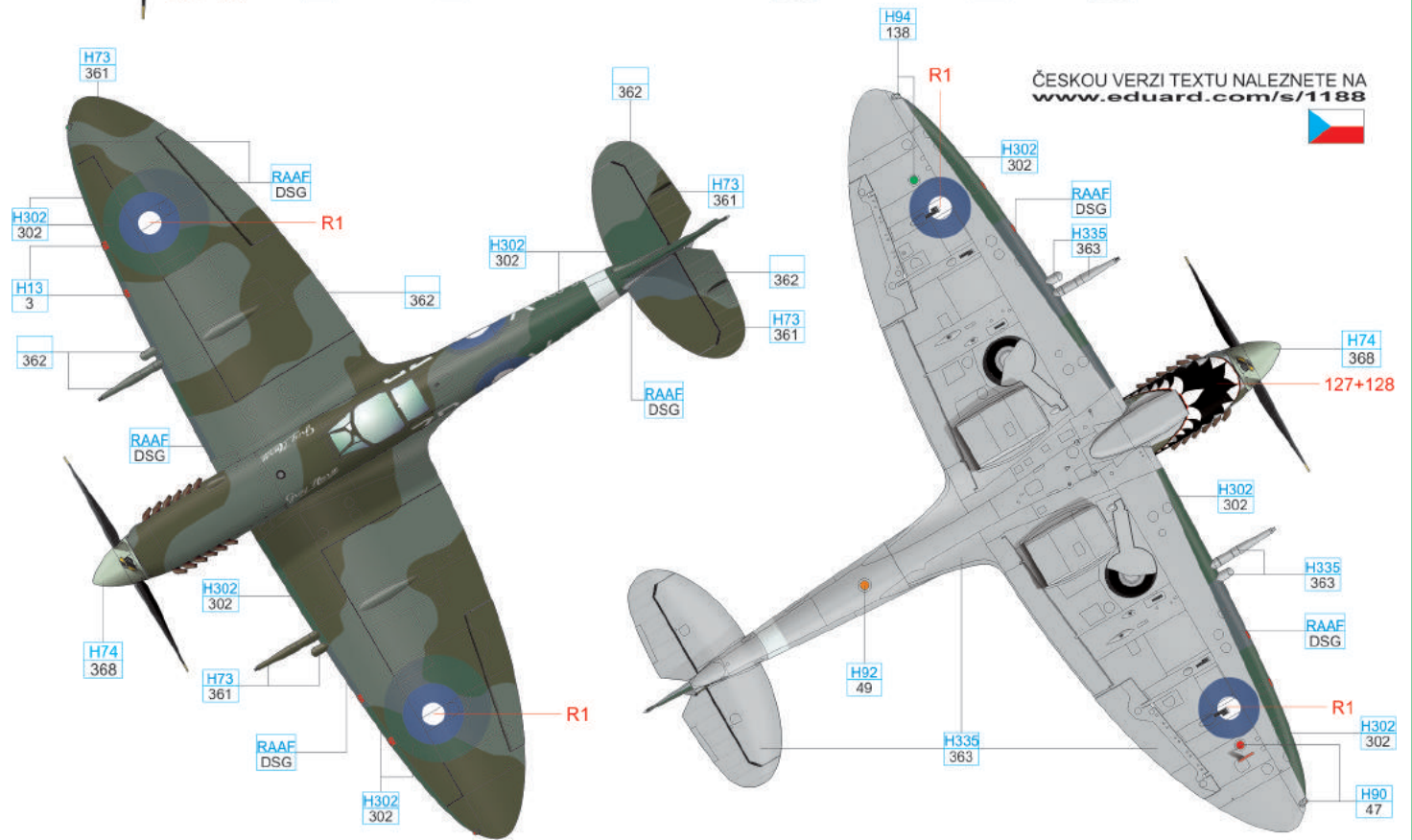
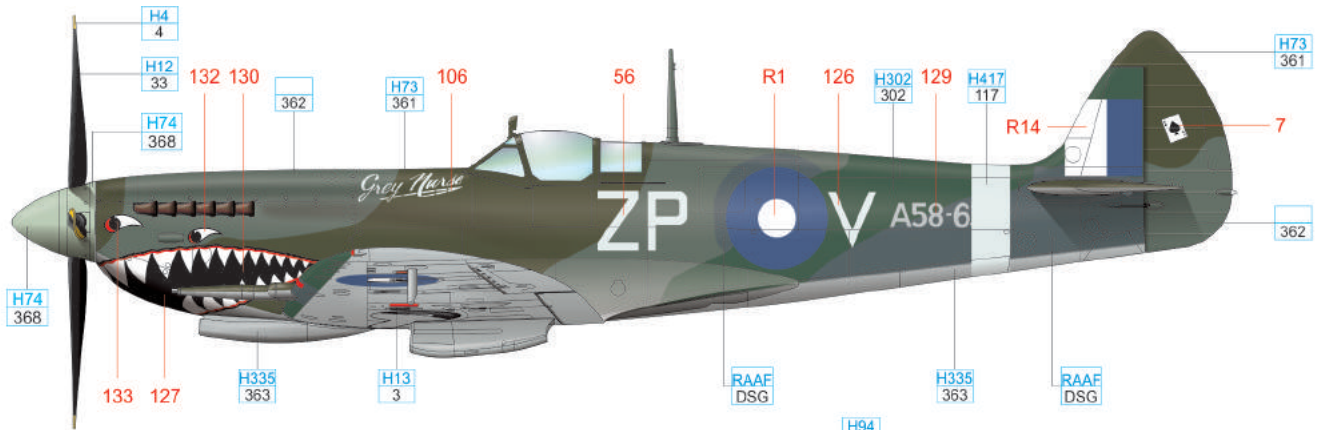
ČESKOU VERZI TEXTU NALEZNETE NA [www.eduard.com/s/1188](http://www.eduard.com/s/1188)



RED	H13 3	MEDIUM SEA GREY	H335 363	LIGHT BLUE	H417 117	95% RAAF DARK SEA GREY	362	5% H12	33
YELLOW	H4 4	CLEAR GREEN	H94 138	CLEAR RED	H90 47	CLEAR ORANGE	H92 49	SKY	H74 368
OCEAN GREY	362	FOLIAGE GREEN	H302 302	DARK GREEN	H73 361	WHITE	H316 316	BLACK	H12 33

# 24 A58-631, flown by F/L George Scrimgeour, No. 457 Squadron, Labuan, Borneo, June, 1945

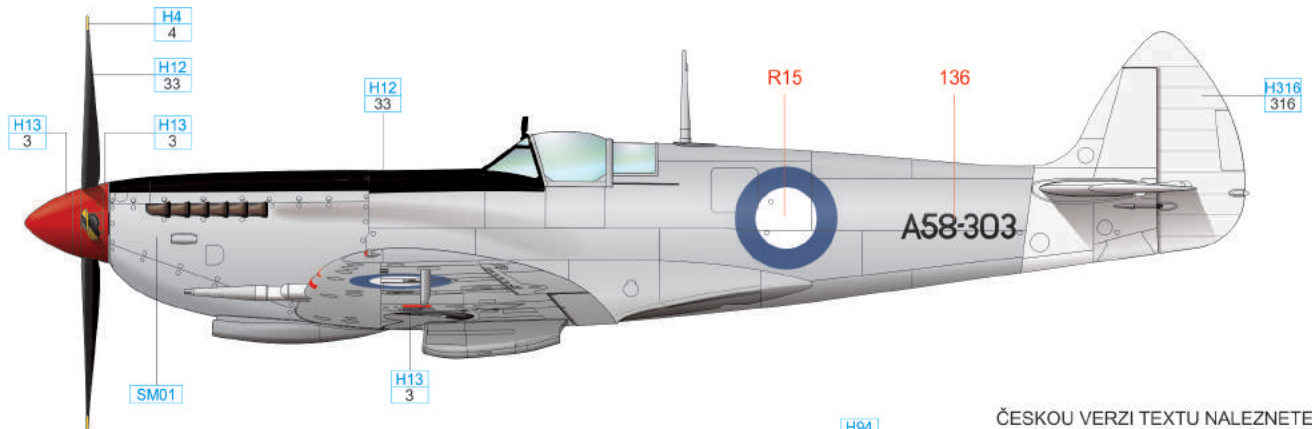
The spinner was Red when the A/C was flown at Morotai in April 1945. When the squadron deployed to Labuan it was repainted Sky Blue. The white leading edges were over painted, probably with Foliage Green. There was extensive repainting with Foliage Green and Dark Sea Grey on the rear fuselage where original serial, roundel and Sky band were over painted.



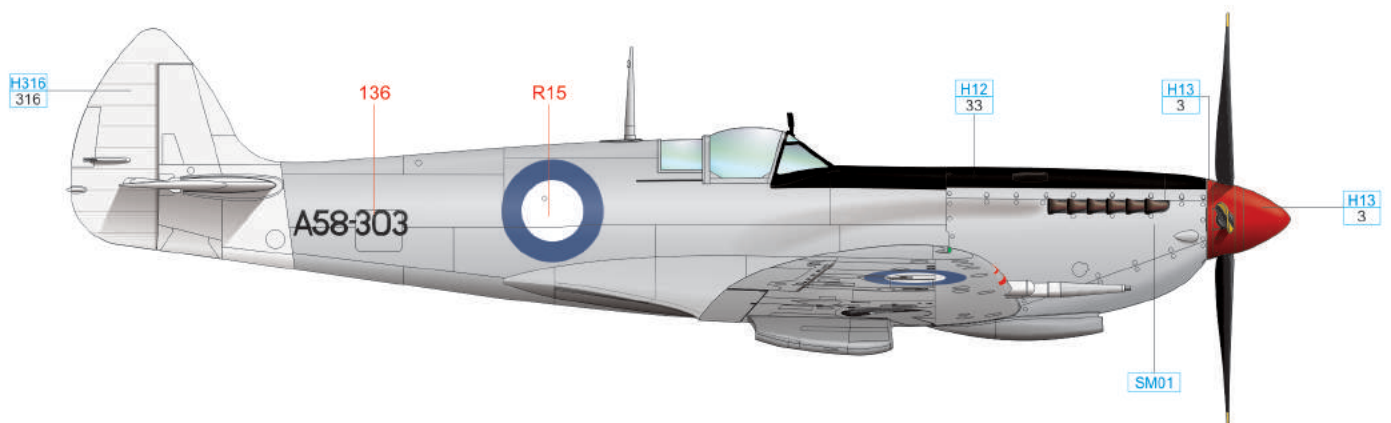
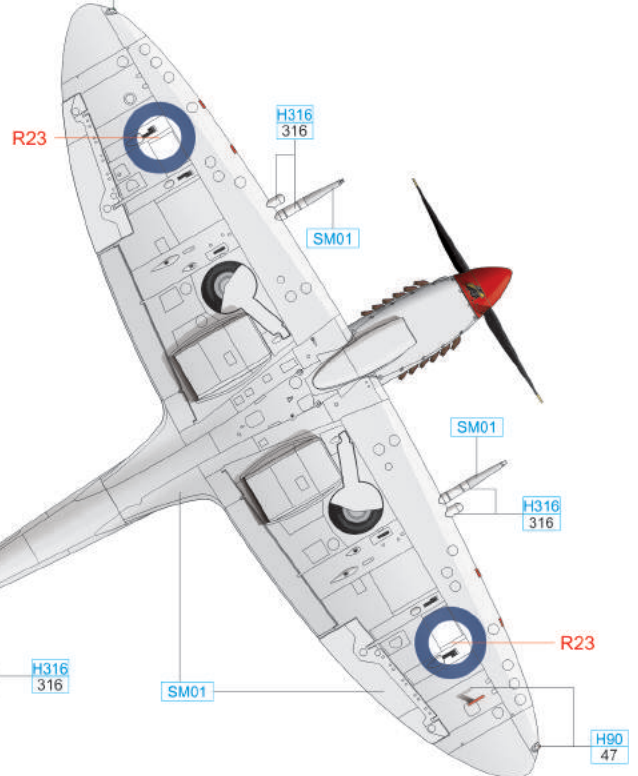
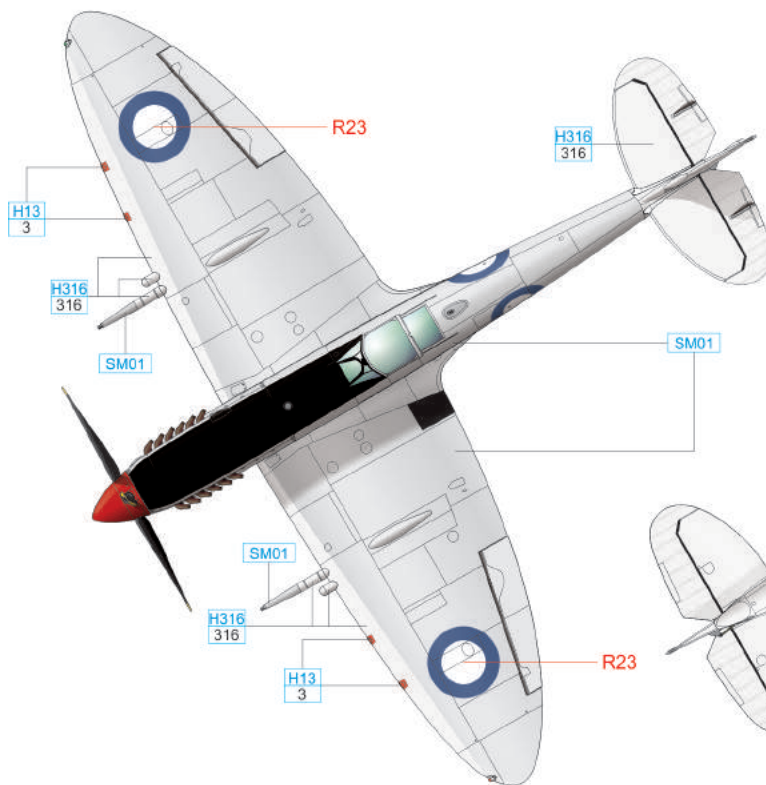
RED	H13 3	MEDIUM SEA GREY	H335 363	LIGHT BLUE	H417 117	95% RAAF DARK SEA GREY	362	+ 5% H12	33
YELLOW	H4 4	CLEAR GREEN	H94 138	CLEAR RED	H90 47	CLEAR ORANGE	H92 49		
OCEAN GREY	362	FOLIAGE GREEN	H302 302	DARK GREEN	H73 361	BLACK	H12 33	SKY	H74 368

# 25 A58-303, No. 1 APU, Laverton, Victoria, late 1944

At the end of May 1944, it was stripped back to natural metal, and the fabric covered areas re-bagged and painted with aluminium dope. The White empenage and wing leading edges were added. The anti-dazzle panel, the rectangular rear-view mirror and windscreen frame and front canopy frame are Black. There appear to be no maintenance or warning stencils on this aircraft. The spinner is red. The front part of the cannon barrel fairings left unpainted.



ČESKOU VERZI TEXTU NALEZNETE NA [www.eduard.com/s/1188](http://www.eduard.com/s/1188)



YELLOW	H4 4	CLEAR GREEN	H94 138	CLEAR RED	H90 47
RED	H13 3	BLACK	H12 33	SILVER	SM01
				WHITE	H316 316

# 26 A58-370, No. 54 Squadron, Darwin Civil Aerodrome, May, 1945


This A/C has clearly been fitted with a freshly bagged rudder. This could be K3/181 Covering Dope Aluminium or some form of primer grey. The RAAF overpainted the RAF serial, the Yellow surround of the fuselage roundel and reduced the size of the upper wing roundels. The colours used would most likely have been: RAAF Light Earth, in place of Middle Stone. This colour is close to the RAF Light Earth but darker than Middle Stone. RAAF Dark Earth is very similar to the RAF Dark Earth, being only marginally darker. The squadron code letters are Yellow.

ČESKOU VERZI TEXTU NALEZNETE NA [www.eduard.com/s/1188](http://www.eduard.com/s/1188)

RED	H13 3	ALUMINIUM	MC218
YELLOW	H4 4	CLEAR GREEN	H94 138
AZURE BLUE	370	DARK EARTH	H72 369
		MIDDLE STONE	H71 21
		WHITE	H316 316
		BLACK	H12 33
		CLEAR RED	H90 47
		LIGHT GREY	H338 338
		CLEAR ORANGE	H92 49

# 27 MT687, No. 451 Squadron, Cuers airfield, France, September, 1944

RAF Day Fighter Scheme. The rear fuselage band has been over-painted with Dark Green, Ocean Grey and Medium Sea Grey. Examination of the photos shows the slightly different tone of the colours where they have been applied over the band. The Yellow leading edges were painted with camouflage colours.




ČESKOU VERZI TEXTU NALEZNETE NA [www.eduard.com/s/1188](http://www.eduard.com/s/1188)

YELLOW	H4 4	CLEAR GREEN	H94 138	CLEAR RED	H90 47	CLEAR ORANGE	H92 49
RED	H13 3	OCEAN GREY	362	DARK GREEN	H73 361	MEDIUM SEA GREY	H335 363
				BLACK	H12 33		



# 28 A58-526, No. 79 Squadron, Morotai, May, 1945

A58-526 was originally coded UP-L, when it joined the squadron in April 1945. About July/August 1945 this was changed to UP-R and the spinner was now Black. There was extensive repainting with Foliage Green and Dark Sea Grey on the rear fuselage where original serial, roundel and Sky band were over painted.




ČESKOU VERZI TEXTU NALEZNETE NA [www.eduard.com/s/1188](http://www.eduard.com/s/1188)

RED	H13 3	MEDIUM SEA GREY	H335 363	SKY	H74 368	95% RAAF DARK SEA GREY	362	+ 5% H12	33
YELLOW	H4 4	CLEAR GREEN	H94 138	CLEAR RED	H90 47	CLEAR ORANGE	H92 49	SILVER	SM01
OCEAN GREY	362	FOLIAGE GREEN	H302 302	DARK GREEN	H73 361	WHITE	H316 316	BLACK	H12 33



# 30 A58-419, flown by F/O Fred Inger, No. 457 Squadron, Sattler Airstrip, October, 1944

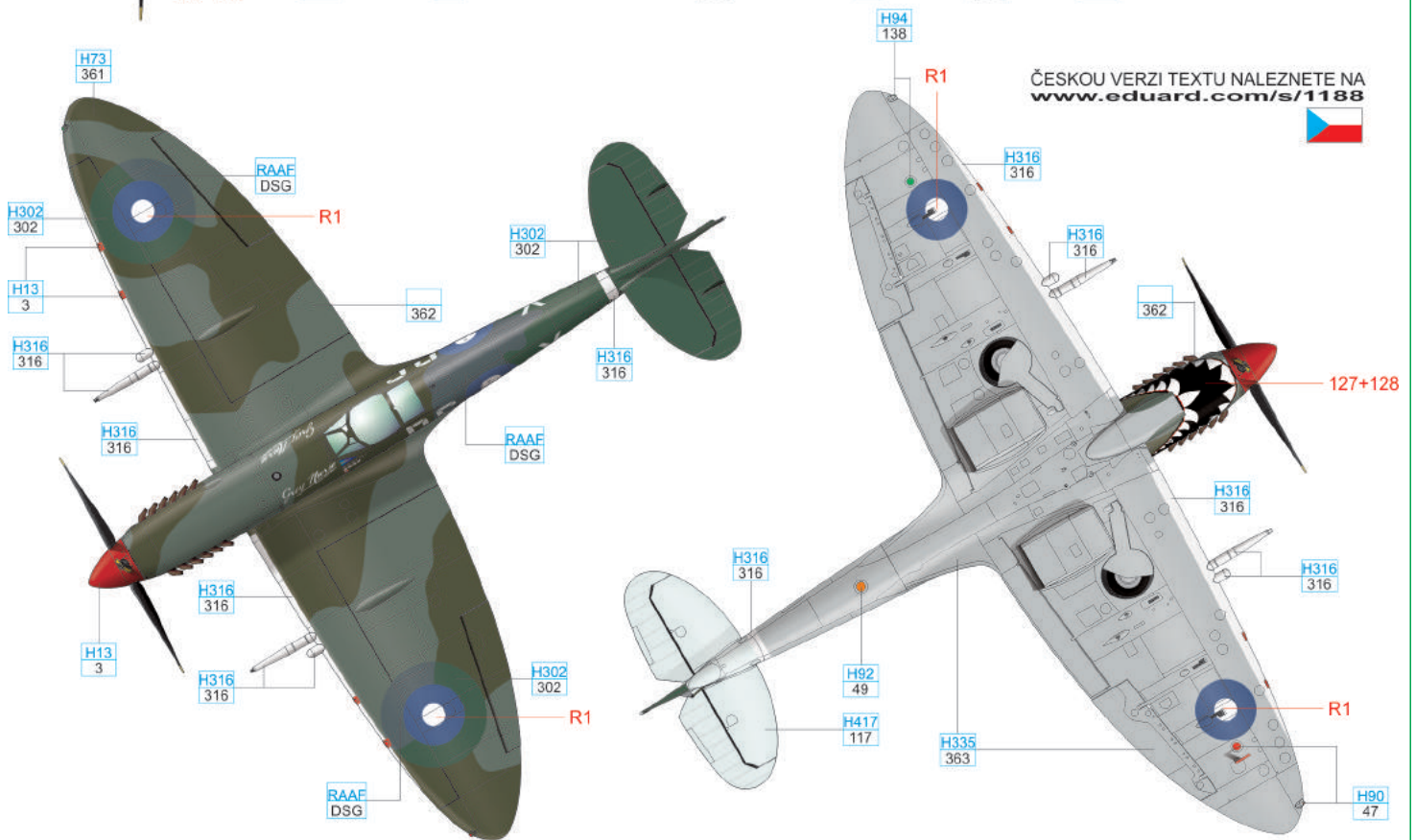
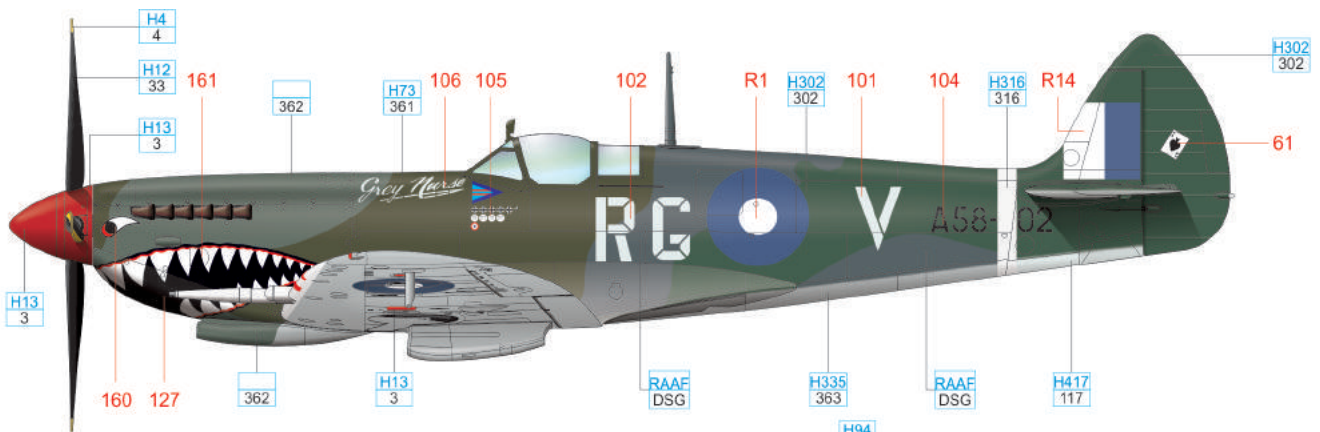
The cannon fairings were over painted Foliage Green.



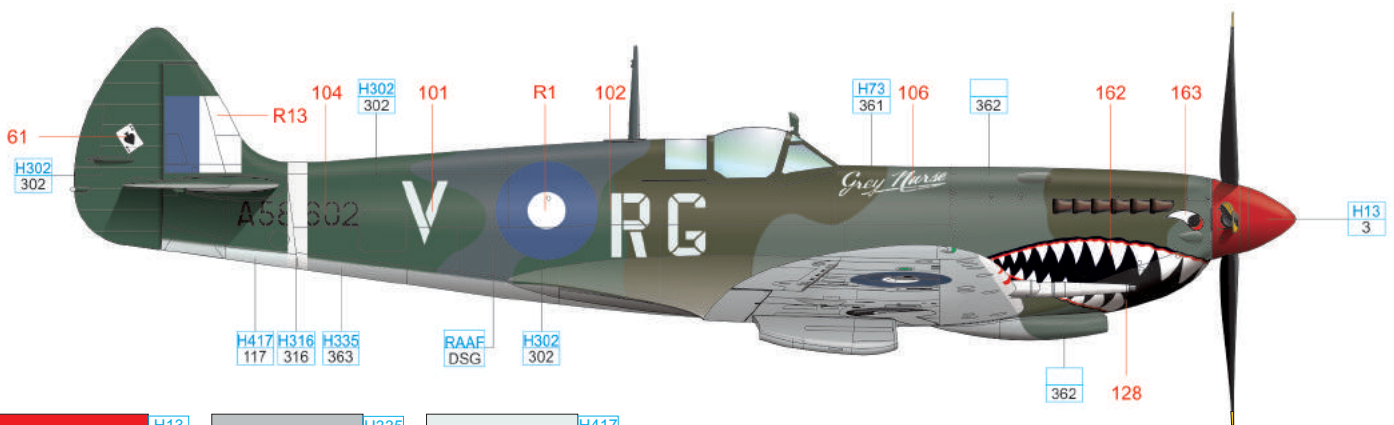
RED	H13 3	CLEAR GREEN	H94 138	CLEAR RED	H90 47	CLEAR ORANGE	H92 49
YELLOW	H4 4	FOLIAGE GREEN	H302 302	WHITE	H316 316	BLACK	H12 33
		LIGHT BLUE	H417 117				

# 31 A58-602, flown by W/C Bobby Gibbes, the CO of No. 80 Wing, Mototai, April, 1945

A58-602 with newer, bigger, shark mouth and newly positioned eyeballs. Compare to the colour profile No. 18.



ČESKOU VERZI TEXTU NALEZNETE NA [www.eduard.com/s/1188](http://www.eduard.com/s/1188)



RED	H13 3	MEDIUM SEA GREY	H335 363	LIGHT BLUE	H417 117
YELLOW	H4 4	CLEAR GREEN	H94 138	CLEAR RED	H90 47
OCEAN GREY	362	FOLIAGE GREEN	H302 302	DARK GREEN	H73 361
				WHITE	H316 316
				BLACK	H12 33
				95% RAAF DARK SEA GREY	362 + 5% H12 33
				CLEAR ORANGE	H92 49