F-117A NIGHTHAWK

ASSEMBLY INSTRUCTION

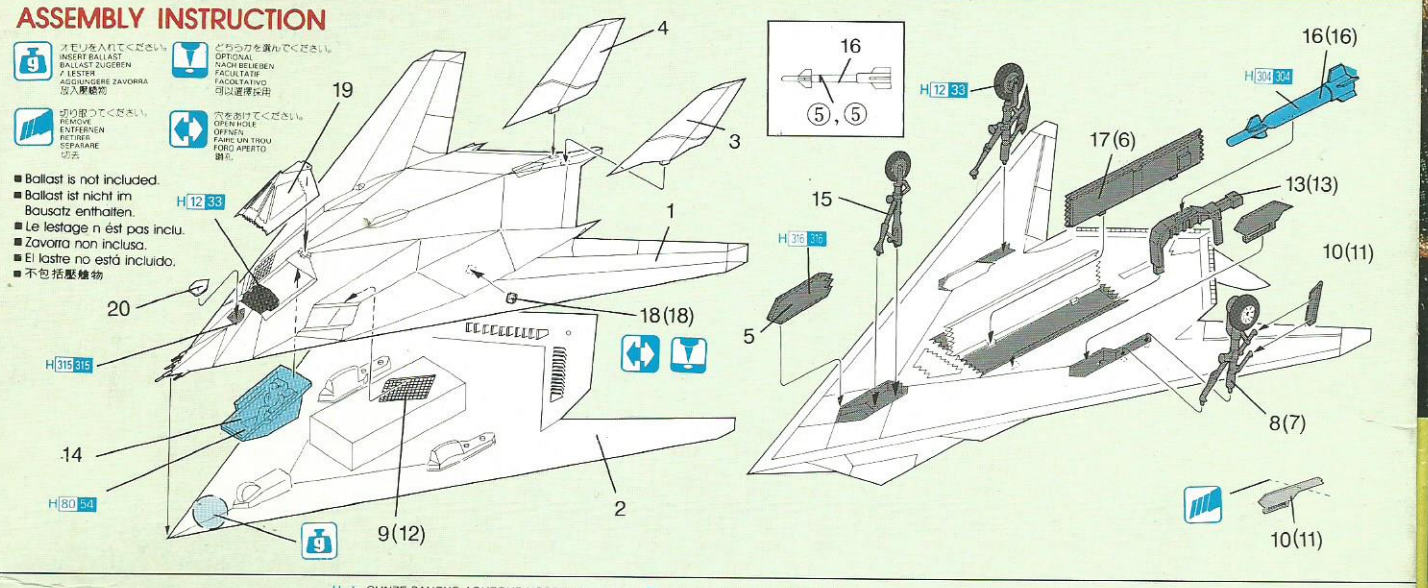

MARKING AND PAINTING

H 1 GUNZE SANGYO AQUEOUS HOBBY COLOUR
I GUNZE SANGYO MR. COLOUR
ITALERI PAINT NO.

H 12 33	FLAT BLACK	1749	H 315 315	LIGHT GRAK	1730
H 80 54	KHAKI GREEN	1710	H 316 316	WHITE	1745
H 304 304	OLIVE DRAB	1711			

■ Correct Method for Applying Decals

① Clean model surface with wet cloth.
② Cut each design out of decal sheet and dip them in warm water for 20 seconds.
③ Check with finger tip it design is loose on base paper. If so, place it on proper position on model and slide off base paper leaving design on model.
④ Move design to exact position with wet finger tip, and push out excess water and air bubbles under decal with soft cotton cloth.
⑤ When decals get dry, wipe off with wet cloth excess glue left around decals.
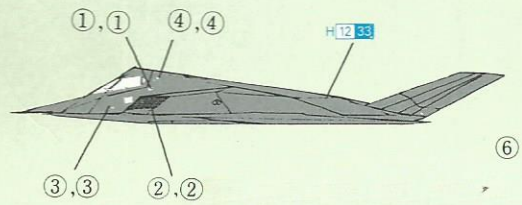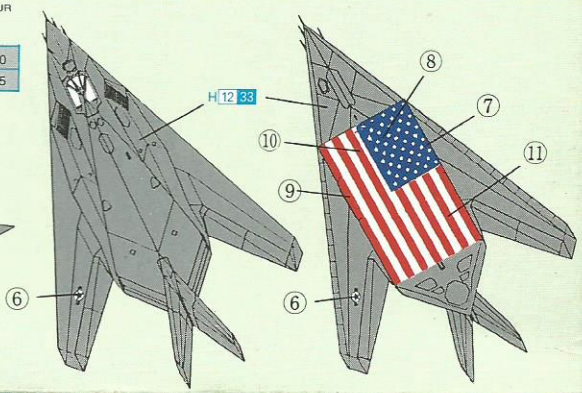
■貼上水印標貼的正確方法：
將各標貼從紙上切出，浸入溫水中20秒，再放到模型表面正確位置上，將底紙移去，用柔軟的布輕壓，確保效果完美。