

**AZmodel**  
Plastic kits

Famous British Fighter

# Supermarine Spitfire Mk.IXc

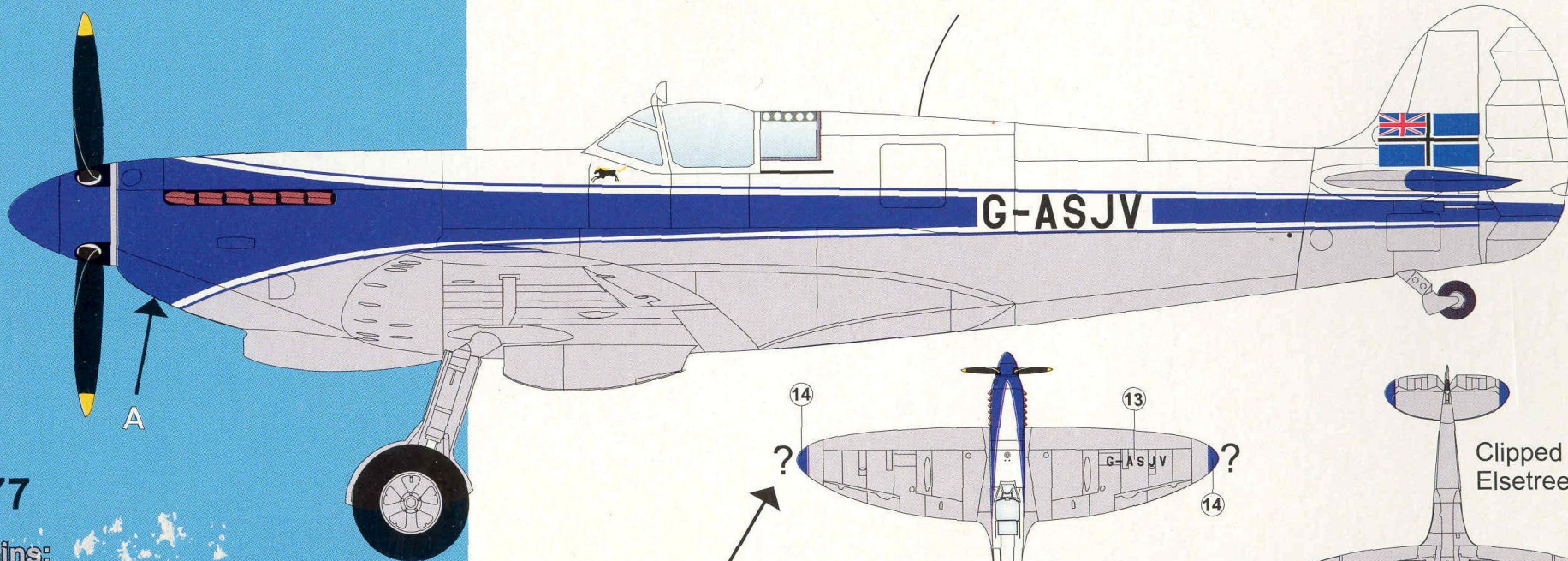
„In civil service”

**1/72** Scale model kit  
スケールモデルキット

*Limited edition.*

**1** Supermarine Spitfire Mk.IXc,  
MH434, in Civil Service England

This Spitfire served with No.222 (Natal) Squadron RAF during WWII. Its logbook showed 73 combat take-offs. In addition to other pilots it was also flown by a flying ace - the Czechoslovak fighter pilot Otto Smik.



**AZ 7477**

**Box contains:**

- plastic parts • decal sheet for 4 versions
- full colour instructions

UNASSEMBLED MODEL KIT. CEMENT AND PAINT NOT INCLUDED.  
組み立て式プラスチックモデルキットです。1セット分のプラスチックパーツが入っています。  
接着剤と塗料はこのキットに含まれておりません。別途お買い求め下さい。

Full-Span Wing,  
Elsetree, 1964.

Clipped Wing,  
Elsetree, 1966.

**AZmodel**  
Plastic kits

**AZ 7477**

**HQT** High Quality Technology.  
Full Injection - moulded technology.  
(Using metal moulds).



**Producer:**

製造メーカー

AZ model production  
[www.azmodel.cz](http://www.azmodel.cz)

[azmodel@azmodel.cz](mailto:azmodel@azmodel.cz)



Stavebnice obsahuje jeden kompletní plastický model. Neobsahuje lepidlo a barvy. Model obsahuje drobné díly - pozor na ostré hrany. Doporučeno pro modeláře od 14 let.




The construction kit contains a complete plastic model. Glue and paint are not included. May contain small parts and sharp edges. Recommended for modelers 14 and over.



この組立て式キットには、1セット分のプラスチックパーツが含まれています。接着剤と塗料は含まれていません。パーツには鋭い、または小さいものがあります。14才以上の方が組み立てるのに適しています。対象年齢未満のお子様を組み立てる場合は、保護者の了解のもとにお楽しみ下さい。

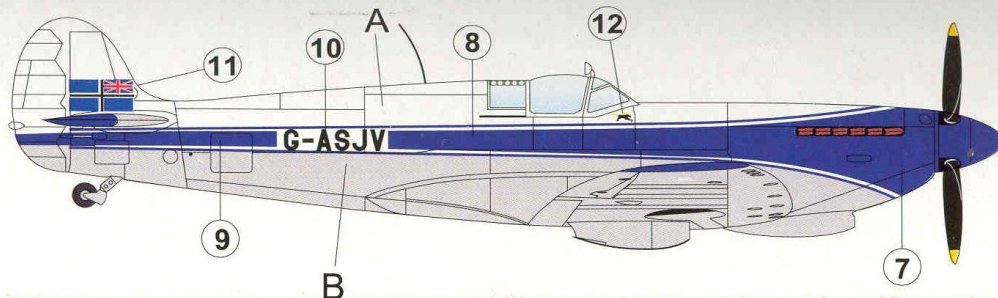
Nad vápenkou 364, 250 84 Křenice u Říčán, Praha východ, Czech Republic

AZ 7477




8592013AZ7477

Made in Czech Republic.  
チエコ共和国製

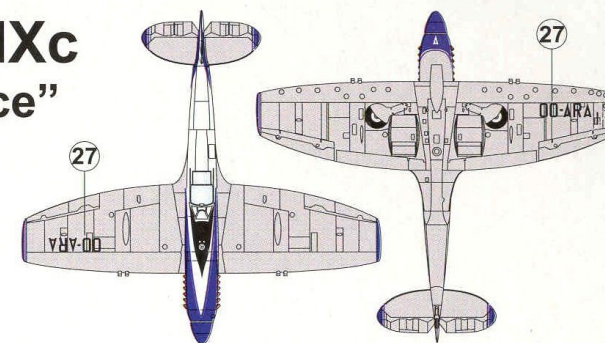


2 Supermarine Spitfire Mk.IXc,  
DD-ARA, in Civil Service

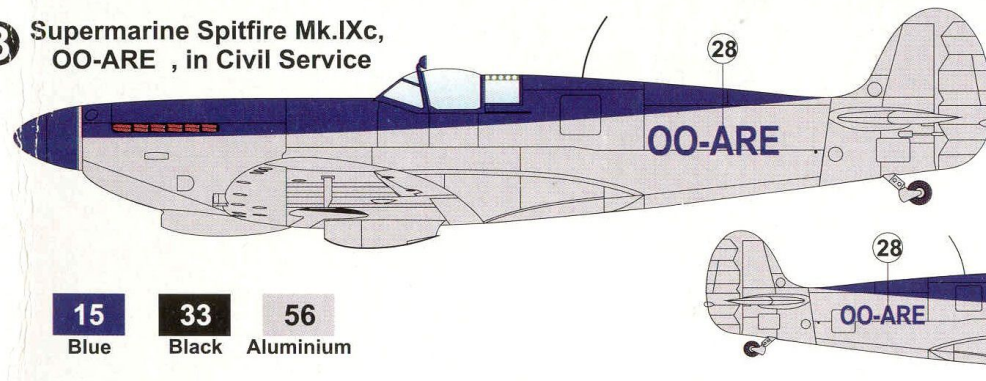


22 White    33 Black    56 Aluminium

Spitfire Mk.IXc  
„In civil service”

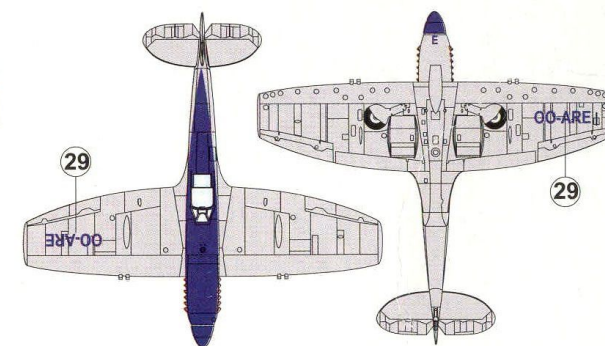


3 Supermarine Spitfire Mk.IXc,  
OO-ARE , in Civil Service

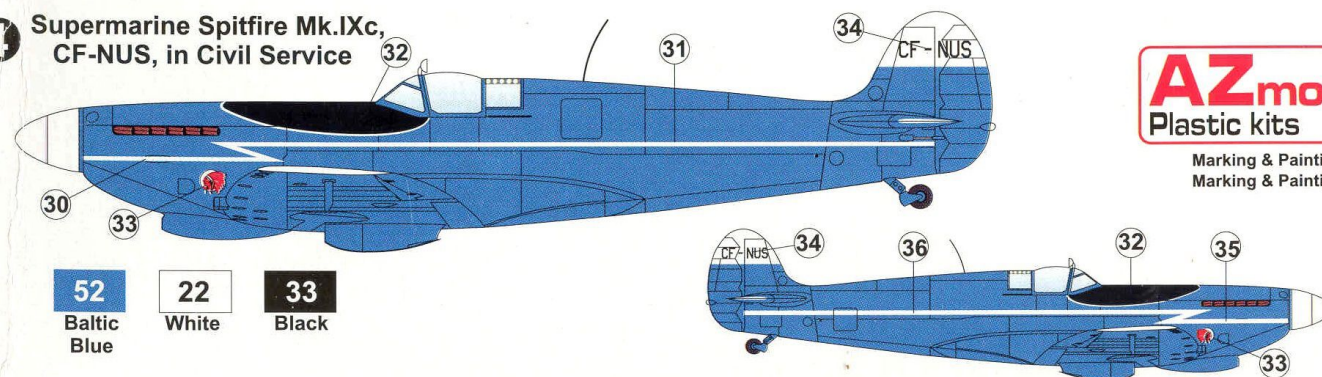


15 Blue    33 Black    56 Aluminium

Paint Numbers:  
**HUMBROL**



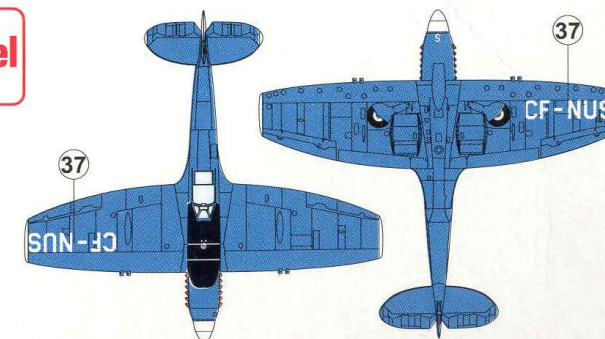
4 Supermarine Spitfire Mk.IXc,  
CF-NUS, in Civil Service



52 Baltic Blue    22 White    33 Black

**AZmodel**  
Plastic kits

Marking & Painting  
Marking & Painting



# Supermarine Spitfire Mk.IXc/Mk.IXe

Plastic model

scale : 1/72

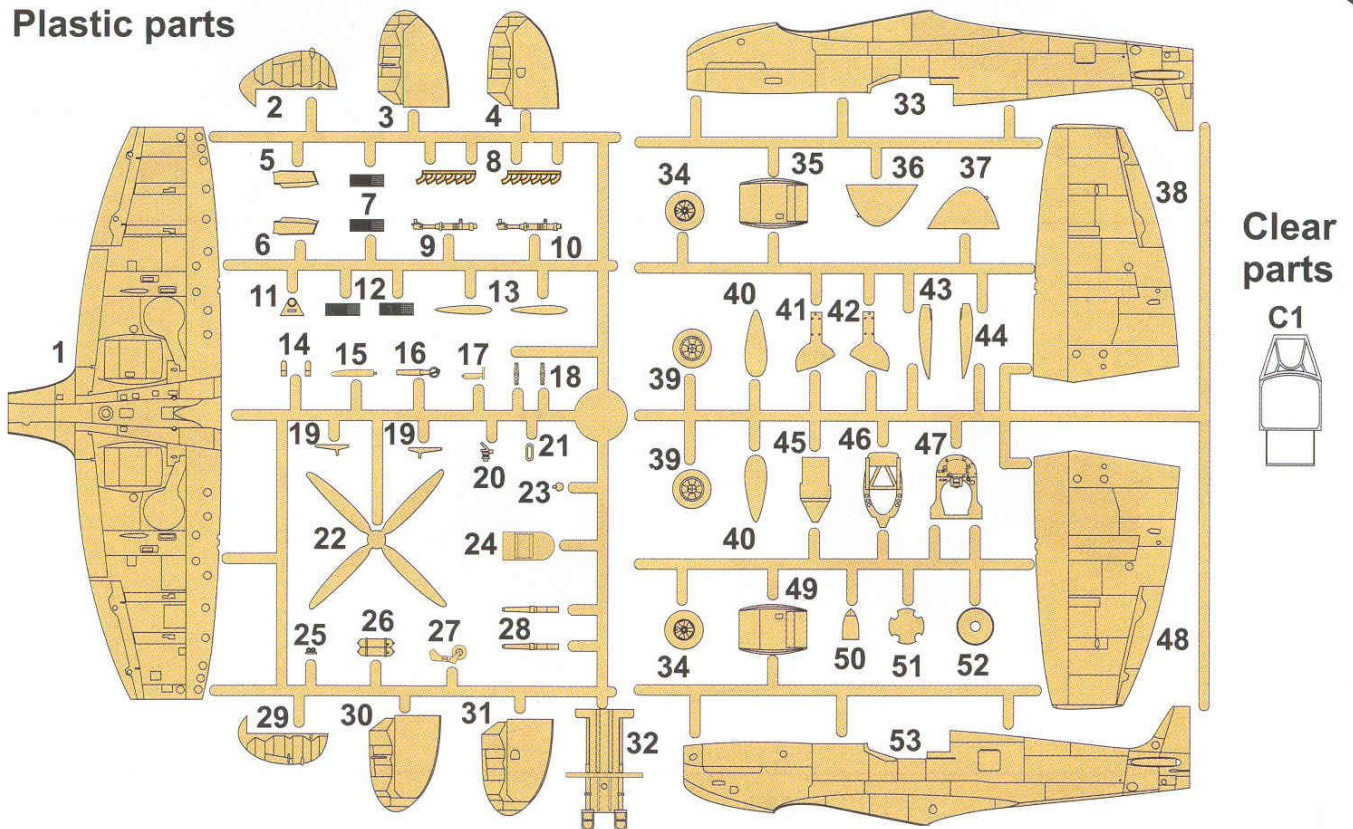
### History note

The Spitfire Mk IX was originally developed as a stopgap measure as a response to the appearance of the Focke-Wulf FW 190A. The first response to this threat was the Mk VIII, but this aircraft involved a significant redesign of the basic Spitfire, and would take time to produce in the numbers required. The Mk IX provided an alternative solution to the problem. It used the same Merlin 60/70 series engines as the Mk VIII, but in a slightly modified Mark Vc fuselage. This allowed for rapid development and production of the new model. Spitfire IXc was also known as the "universal wing". This wing was structurally modified to reduce labour and manufacturing time plus it was designed to allow mixed armament options; A type, B type, or four 20 mm Hispano cannon. Spitfire IXe had a structurally unchanged wing from the Spitfire IXc version. The .303 machine guns mounted in the outer wings were no longer fitted as most aircraft at that time had armour impenetrable to .303 bullets. The 20 mm Hispano cannon were moved outboard and a more effective .50 calibre Browning .50 cal heavy machine gun with 250 rpg was added to the inner gun-bay. Many Spitfires had their rounded wingtips replaced by shorter, squared-off fairings to improve low-altitude performance and enhance the roll rate. These are sometimes referred to as "LF" versions, e.g. LF.IX. The total number of Mark IX (and variants) produced was 5,665, more than any other Mark.


Armament: "C" variant - 2 cannons 20 mm,  
4 machine-guns 7,7 mm

Armament: "E" variant - 2 cannons 20 mm  
2 machine-guns 12,7 mm

### Plastic parts

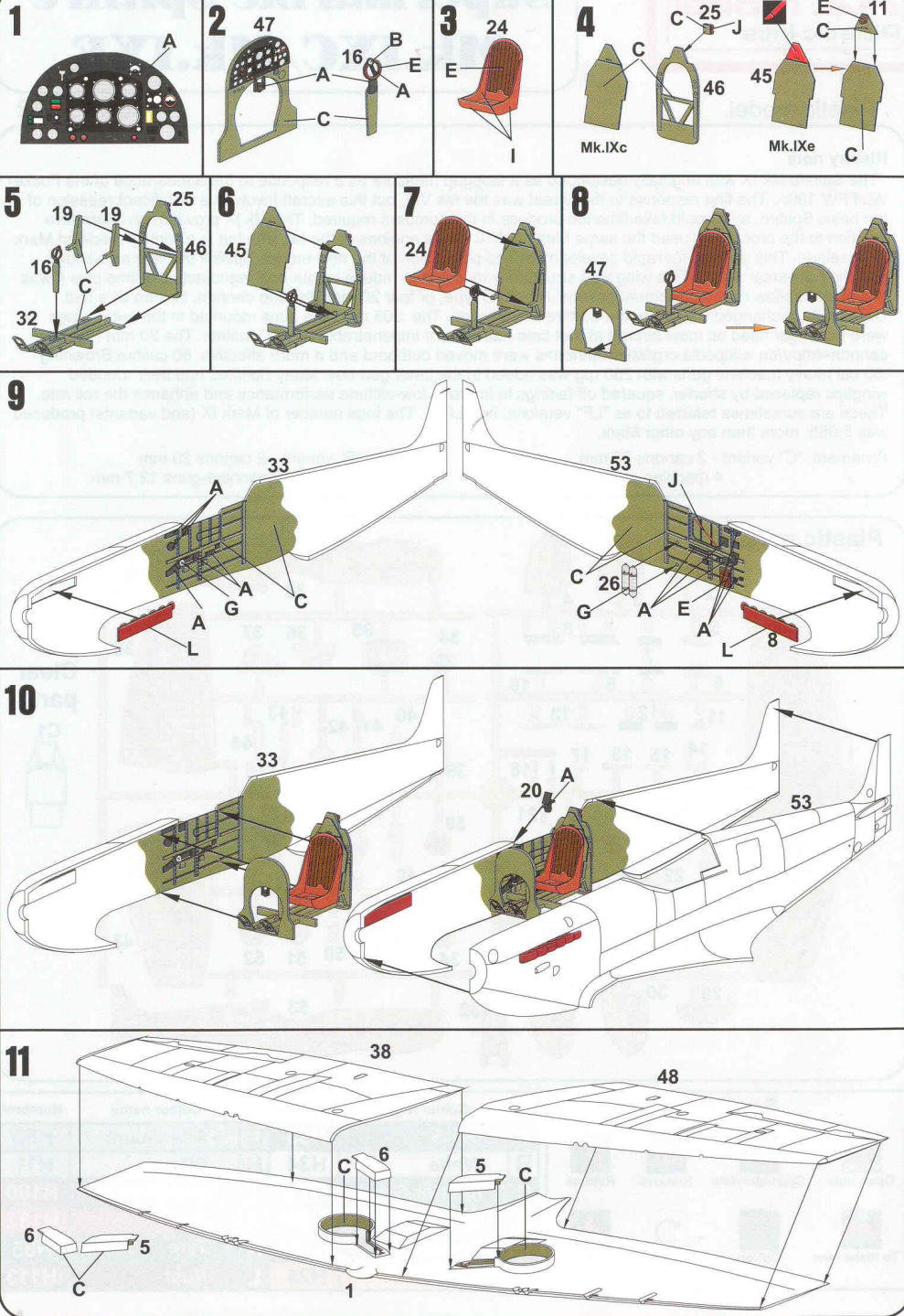


### Symbols

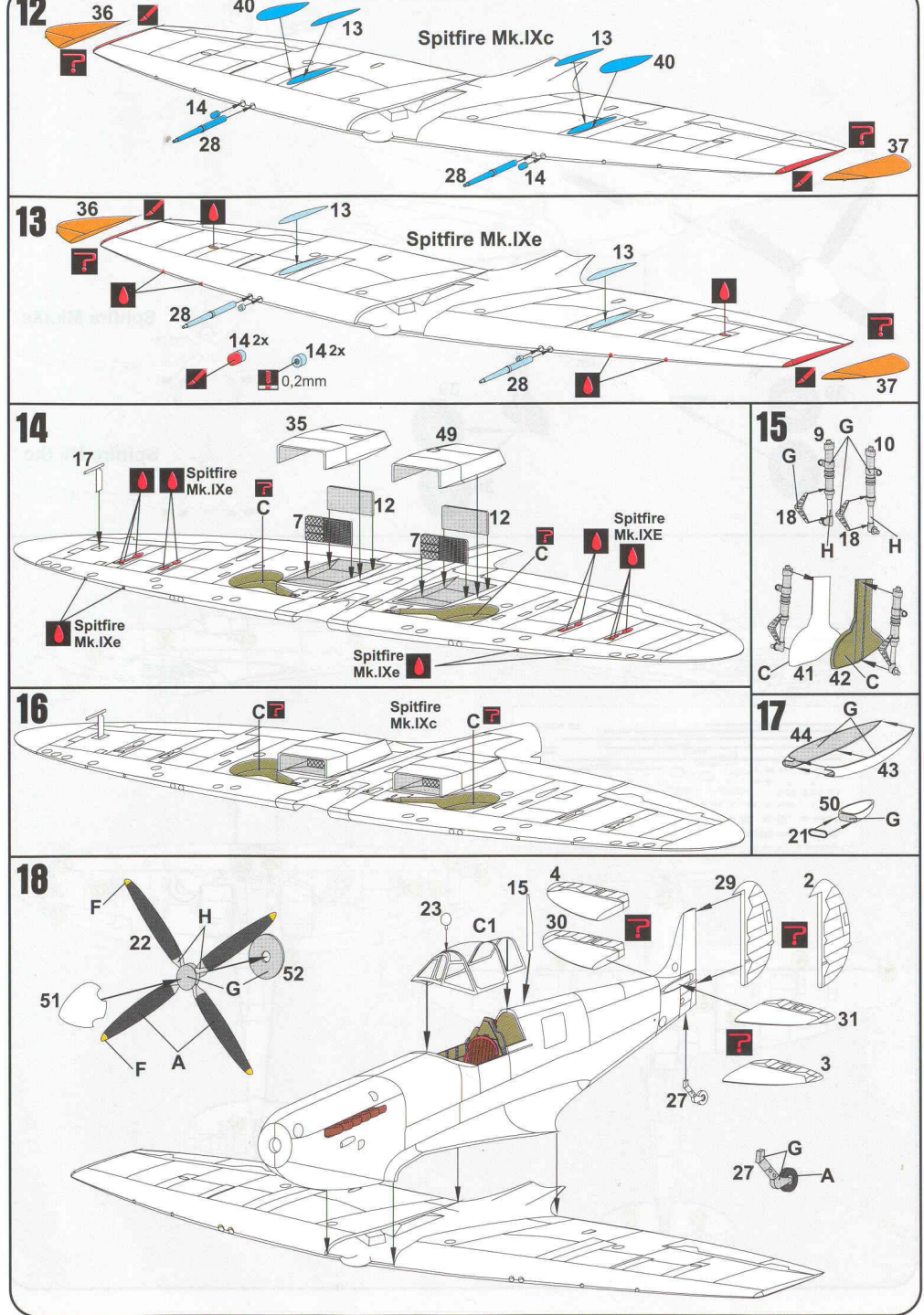


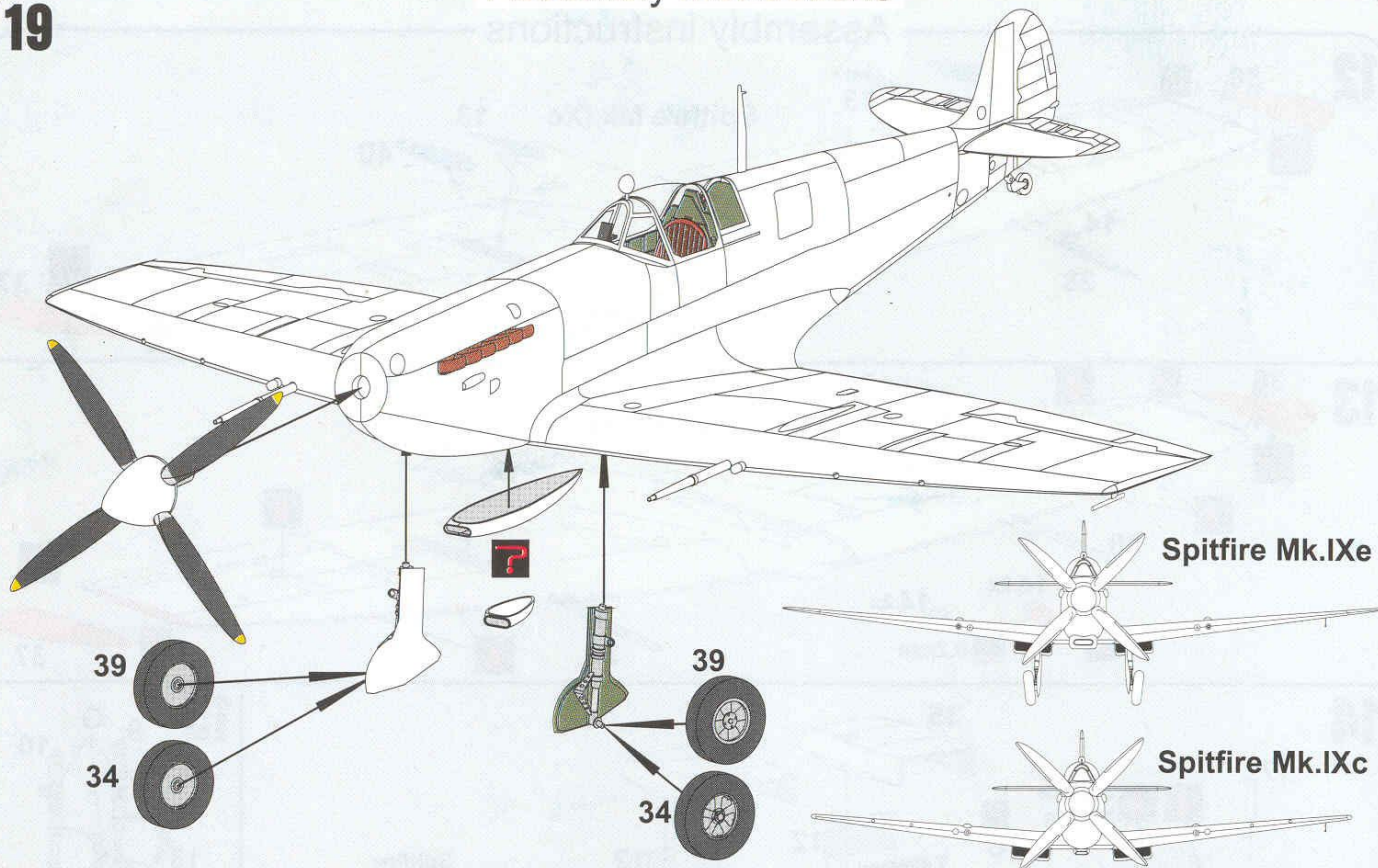
	Colour name	Humbrol		Colour name	Humbrol
<b>A</b>	Black	H33	<b>G</b>	Aluminium	H56
<b>B</b>	White	H34	<b>H</b>	Silver	H11
<b>C</b>	Interior Green	H76	<b>I</b>	Red Brown	H100
<b>D</b>	Gunmetal	H53	<b>J</b>	Red	H132
<b>E</b>	Brown	H186	<b>K</b>	Tyre	H85
<b>F</b>	Yellow	H24	<b>L</b>	Rust	H113

Assembly instructions

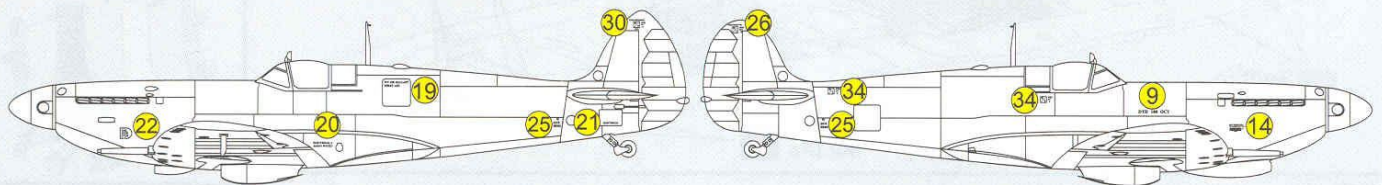


Assembly instructions





Stencils



3	1	34	34
5	2	7	
4	8		
23	24	14	15
11	11	16	12
12	12	12	12
22	9	10	19
20	21	18	15
25	26	27	28
29	30	31	32
33			

Supermarine Spitfire Mk I/II stencils

