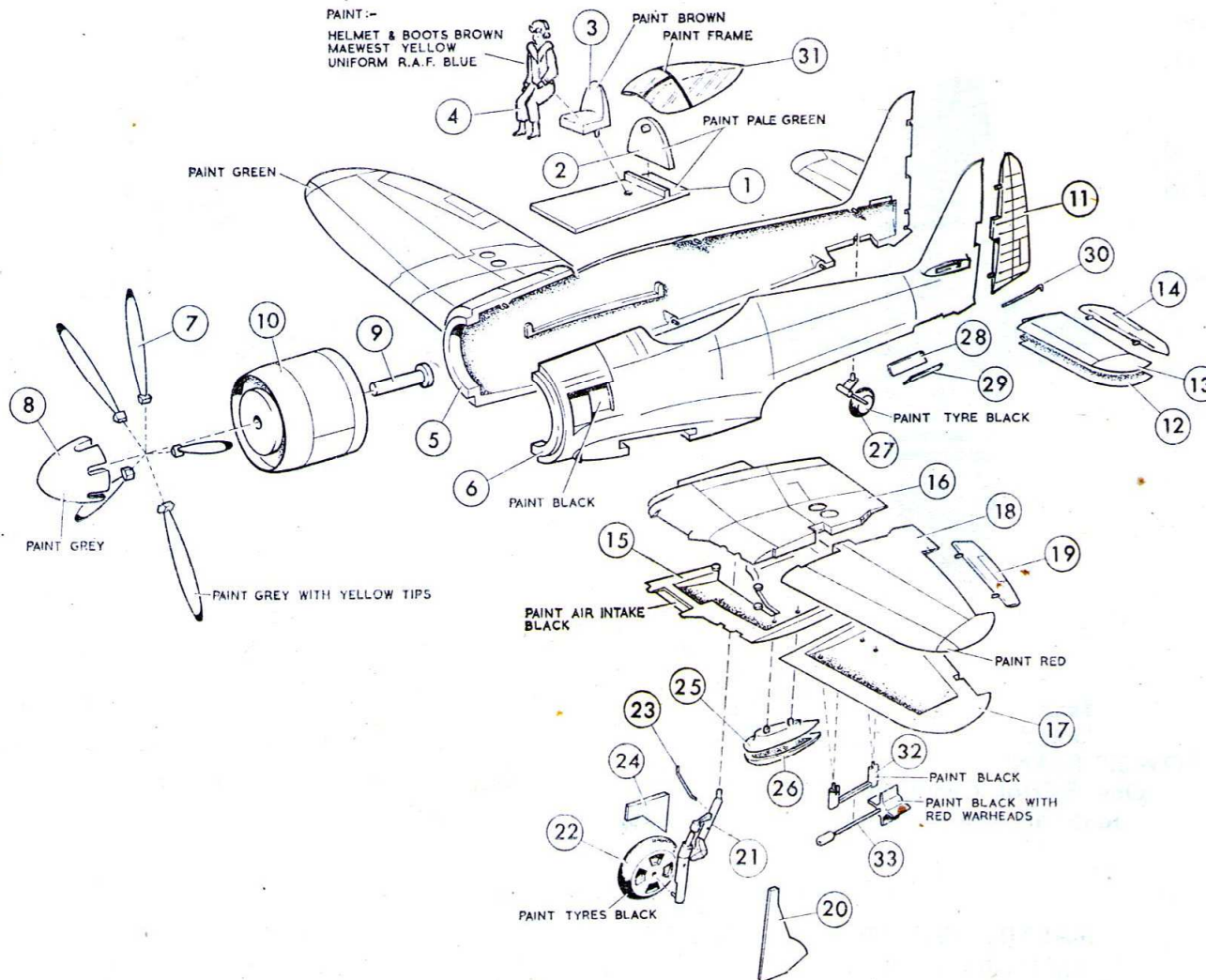


1/72 SCALE MODEL POLYSTYRENE KIT

HAWKER SEA FURY X



It is recommended that the instructions and exploded view are studied and assembly practised before commencing.

Paint all small parts before assembly.

Use Frog Polystyrene cement.

Keep cement well away from face, eyes and clothing.

- (1) Cement and locate together parts 1 to 6. Allow to dry.
- (2) Cement and locate in position parts 7 to 10 making sure that parts 7 to 8 are able to rotate.
- (3) Cement and locate in position parts 11 to 14.
- (4) Cement and locate in position parts 15 and 16. Allow to dry.
- (5) Cement and locate in position parts 17 to 19. Allow to dry.
- (6) Cement and locate in position parts 20 to 24. To retain parts 22 in position spread end of pins with a hot knife blade.
- (7) Cement and locate in position parts 25 and 26.
- (8) Cement and locate in position parts 27 to 31 in numerical order.
- (9) At this stage it is best to paint the model. See instructions for colours.
- (10) Apply transfers. First cut sheet into 19 separate subjects, then dip each in water for about half a minute, slide off backing into position shown on illustration.
- (11) Cement and locate in position parts 32 and 33.
- (12) Cement together stand and locate arm of stand in slot on model.

Built by Hawker Aircraft Ltd.

HISTORY.

The Sea Fury X derives from a series of proto-type Land Fighters.

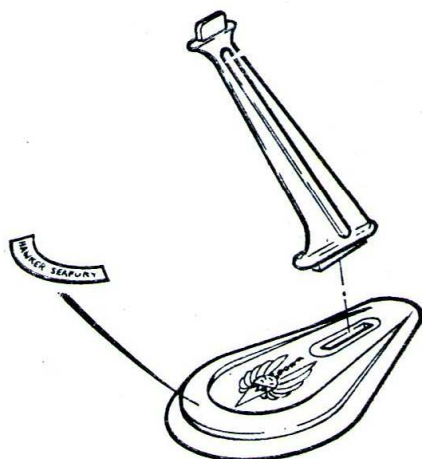
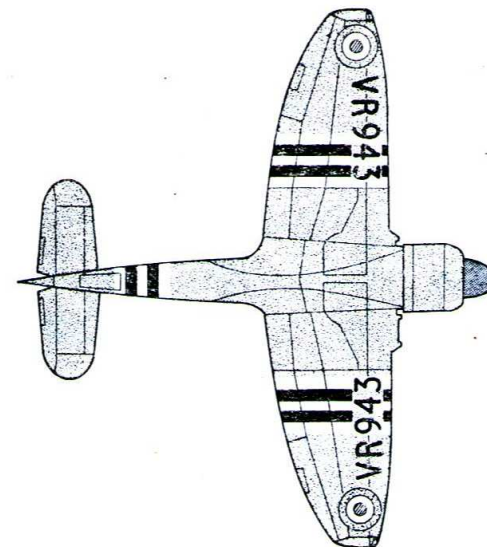

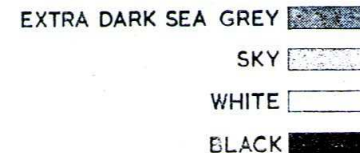
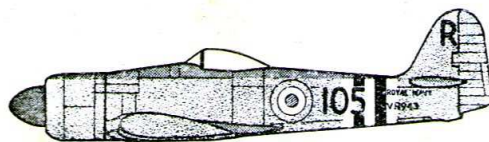
The first Sea Fury proto-type flew on the 21st February, 1945. The second proto-type differed from the first in being fully navalised, with folding wings. It flew on the 12th October, 1945.

At the outbreak of the Korean War in 1950 the Carrier H.M.S. "Theseus" was despatched to Korea with No. 807 Squadron of Sea Furys.

Later to be joined by H.M.S. "Ocean" and "Glory".

The Sea Furys of No. 807 Squadron first went into action in Korea on the 7th December, 1950, **OUR** Model No. VR943, was one of this Squadron.

HAWKER SEA FURY X



DATA :

Span 38ft. 4ins.
Length 34ft. 7ins.

POWER PLANT :

One Bristol Centauris XVIII eighteen cylinder air cooled sleeve valve radial motor.

Armament — four fixed British Hispano 20 mm cannon mounted in the wings, and provision for twelve rocket projectiles beneath the wings.

OTHER MODELS IN THIS RANGE :

MARTIN MARAUDER — BRISTOL BEAUFORT — WESTLAND WESSEX
AIRSPEED OXFORD — G.A. HOTSPUR — PERCIVAL PROCTOR

Made in England by
INTERNATIONAL MODEL AIRCRAFT LTD., Morden Road, Merton, London, S.W.19.