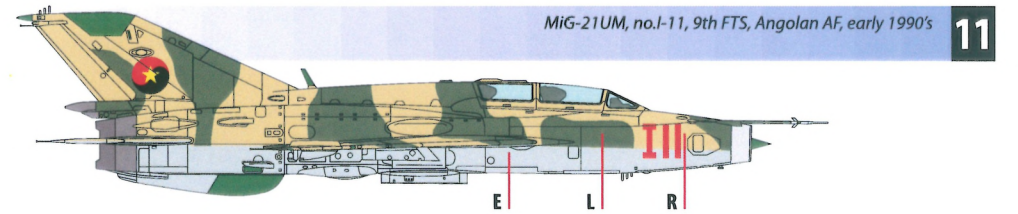




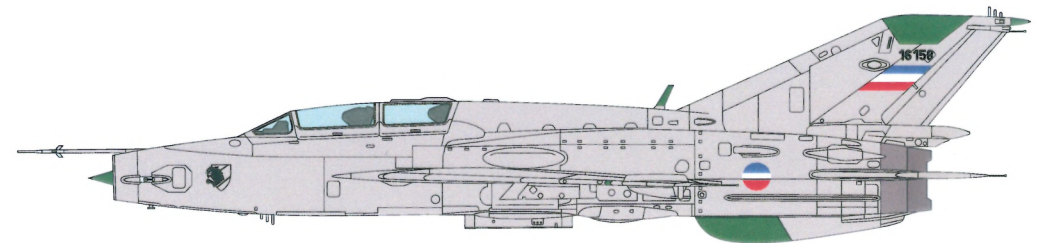
<b>A</b> Humbrol 56 MM 1781	<b>B</b> Humbrol 196 MM 2038 FS 36492	<b>C</b> Humbrol 127 MM 1728 FS 36375	<b>D</b> Humbrol 126 MM 1725 FS 36270	<b>E</b> Humbrol 65 MM 2033 FS 35414	<b>F</b> Humbrol 47 MM 1508 FS 35450	<b>G</b> Humbrol 33 MM 1749 FS 37038	<b>H</b> Humbrol 18 MM 1527 FS 32246
<b>I</b> Humbrol 78 FS 34226	<b>J</b> Humbrol 131	<b>K</b> Humbrol 3 (88) FS 14062	<b>L</b> Humbrol 117 MM 1713 FS 34102	<b>M</b> Humbrol 105 MM 1712 FS 34097	<b>N</b> Humbrol 149 MM 1764 FS 34092	<b>O</b> Humbrol 155 MM 1711 FS 34087	<b>P</b> Humbrol 159
<b>Q</b> Humbrol 148 MM 1709 FS 33613	<b>R</b> Humbrol 103	<b>S</b> Humbrol 63 MM 1735 FS 30257	<b>T</b> Humbrol 250 MM 2053 FS 30279	<b>U</b> Humbrol 118 MM 1742 FS 30219	<b>V</b> Humbrol 160 MM 2096 FS 30108	<b>W</b> Humbrol 98 MM 1540 FS 30045	



©2012 LiftHere!Decals Contact e-mail: [lifthereserbia@gmail.com](mailto:lifthereserbia@gmail.com) Web site: <http://lifthereserbia.wordpress.com>

# global mongols I

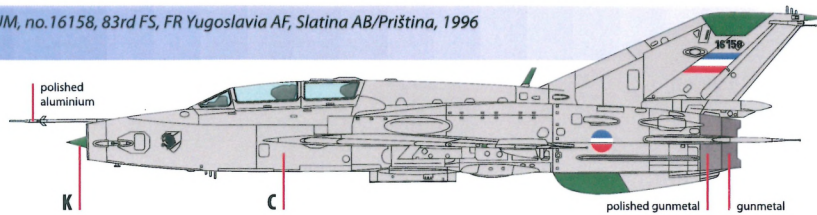
YUGOSLAVIA, USSR, EGYPT, VIETNAM, SOMALIA, CROATIA, UGANDA, ANGOLA




902-LH  
SPECIAL  
LIMITED  
1/72  
EDITION




**01** MiG-21UM, no.16158, 83rd FS, FR Yugoslavia AF, Slatina AB/Priština, 1996



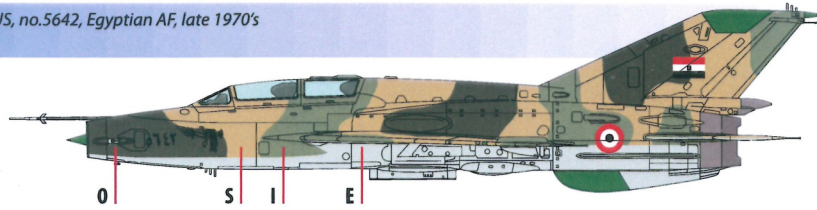
**02** MiG-21UM, no.10, Soviet Naval Aviation, Saki AB, Crimea, late 1980's



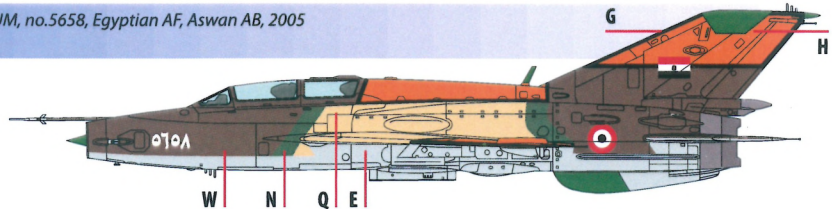
**03** MiG-21UM, no.114, Military Pilot College of Soviet AF, Barnaul, Siberia, 1991



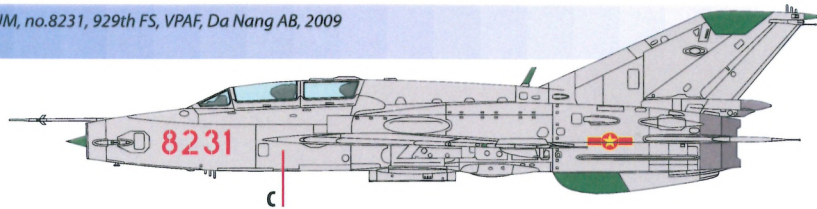
**04** MiG-21US, no.5642, Egyptian AF, late 1970's




**05** MiG-21UM, no.5658, Egyptian AF, Aswan AB, 2005



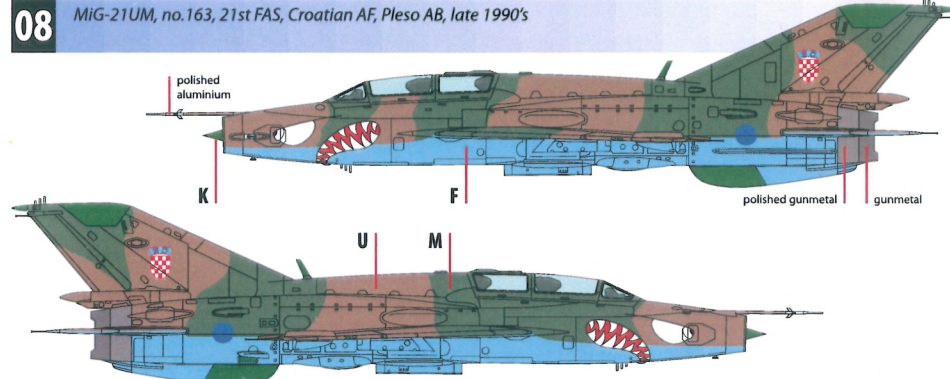
**06** MiG-21UM, no.8231, 929th FS, VPAF, Da Nang AB, 2009



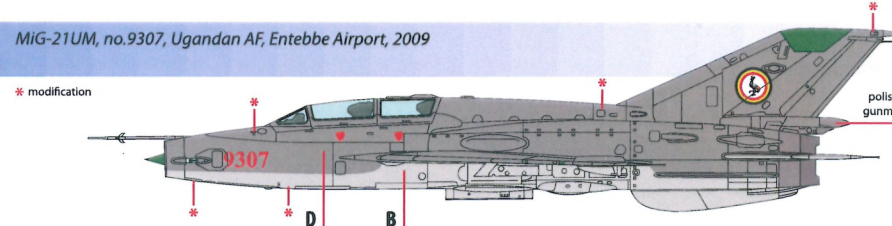
**07** MiG-21UM, no.205, Somalian AF, Mogadishu Airport, late 1970's



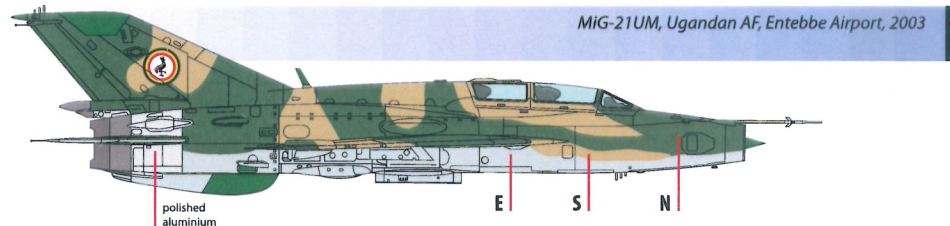
**08** MiG-21UM, no.163, 21st FAS, Croatian AF, Pleso AB, late 1990's



**09** MiG-21UM, no.9307, Ugandan AF, Entebbe Airport, 2009



MiG-21UM, Ugandan AF, Entebbe Airport, 2003



• Apply decals only on smooth and glossy surfaces. • Carefully cut the decal that you need from the sheet. • Dip in clean water for about 10s. • After that lay it over absorbent paper towel for 30s. • Apply the setting solution to the desired area. • Slide the decal from the paper using a soft paintbrush. • After 5min apply the solvent solution and wait overnight. • Wash the kit and later apply the final coat.

• The undercarriage legs and interior are unpainted. • Cockpit interior is blue-green (FS 35229). • The filling on canopies, between glass and frame, is yellow putty. • Additional fuel tanks are natural metal.

Lift Here!



502 502



8231 8231

9307 9307



VoLo VoLo

