

Third Group Decals™

PO Box 98865 Tacoma, WA 98498-0865 USA

Tel: (206) 475-9505 ~ Fax: (206) 475-1597

Internet: TGDecals@aol.com

A THREE GEESE Publishing Company



1:48 scale

48-010

USN/USMC Post-WWII

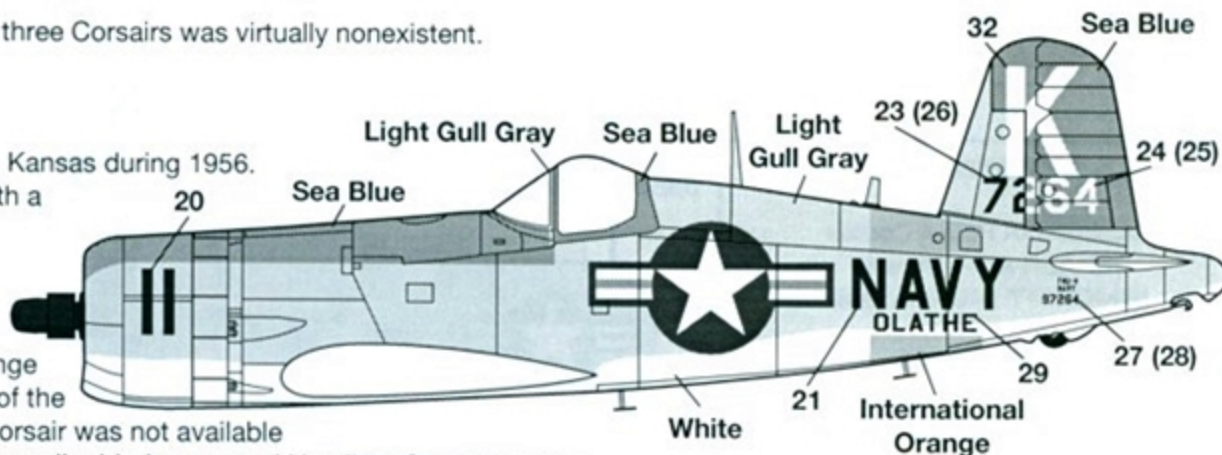
Vought F4U-4/AU-1 Corsair

NOTE: Data stenciling on the following three Corsairs was virtually nonexistent.

Black 11: F4U-4 based at NAS Olathe, Kansas during 1956.

Flat Light Gull Gray over Gloss White with a black propeller hub, Flat Sea Blue anti-glare panel, Flat Light Gull Gray windscreen framing, Glossy Sea Blue canopy frame, outer wings and rudder.

The upper edge of the International Orange fuselage band does not touch the base of the vertical fin. A photo of the front of this Corsair was not available and thus TGDecals is not certain if the propeller blades sported Hamilton Standard logos, which have been provided should you desire to apply them.



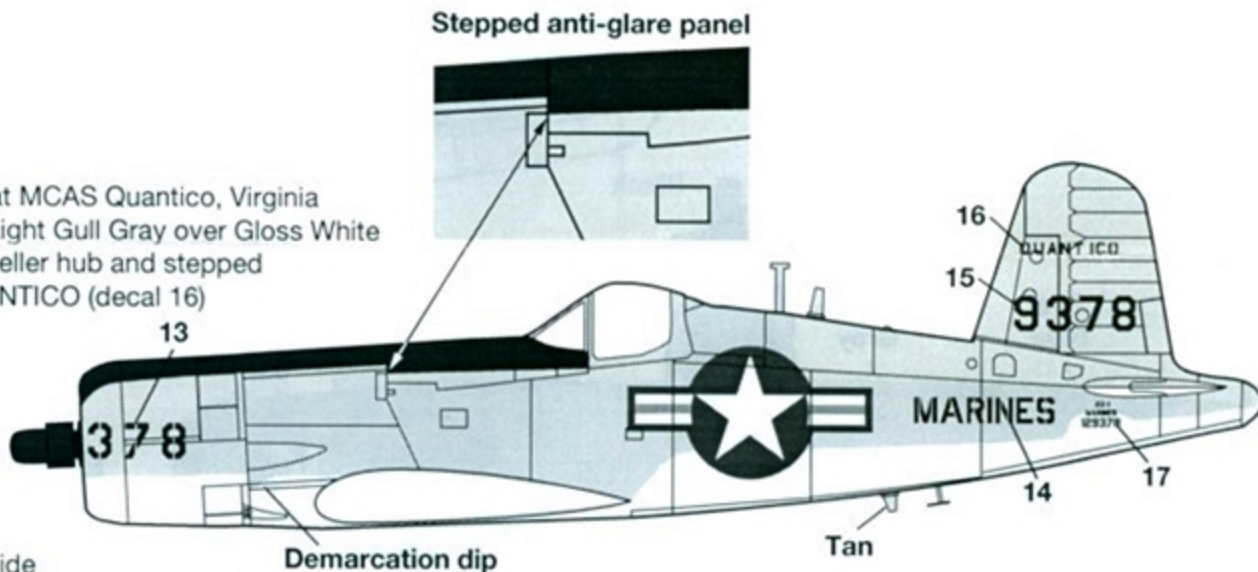
Black 378: AU-1 of AES-12 based at MCAS Quantico, Virginia during 1957. This is one of four Flat Light Gull Gray over Gloss White AU-1 Corsairs of AES-12. Black propeller hub and stepped anti-glare panel.

The letter "I" in QUANTICO (decal 16) on the vertical tail was offset to the right (both sides). The angle of the legs of the #7 on the nose and the #7 on the vertical tail are different. Note the dip of the forward fuselage demarcation line immediately aft of the cowl flaps.

No photo was available of the underside

of Black 378's left wing. However, a photo of Black 411 from the same unit had MARINES in large black letters under the left wing. Therefore, MARINES (decal 19) has been provided to give you the option of using it or not.

As per White 12, this Corsair did not have Hamilton Standard logos on the propeller blades at the time the photos referenced for this sheet were taken, though it more than likely did at some time during its operational service life.



White 12: "JODY" AU-1 of VMA-212 at K-3 (Pohang), Korea during 1953.

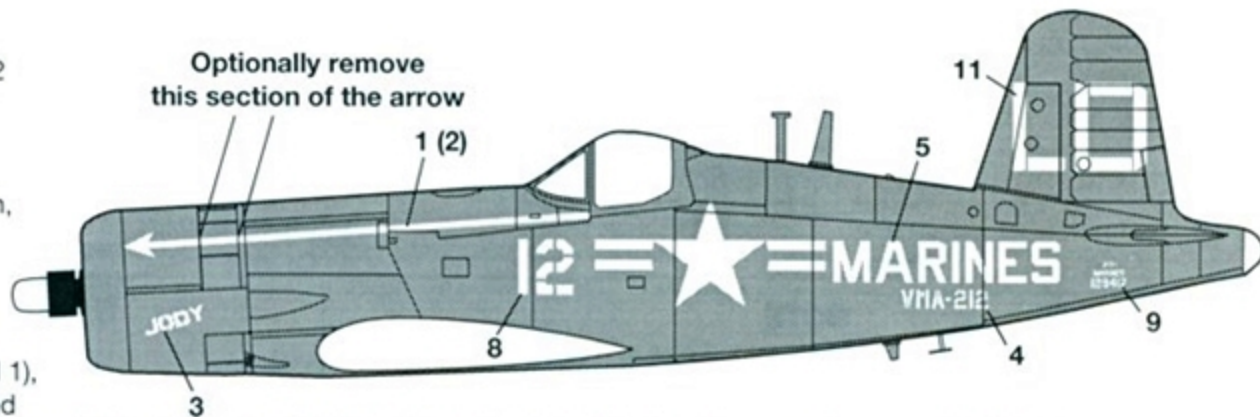
Overall Glossy Sea Blue with white propeller hub and tail cone. Individual aircraft number is uncertain, but "12" appears likely based on available photographic evidence. Cowl flap bisected by the left white arrow was at one time replaced.

Optionally, apply the left arrow (decal 1),

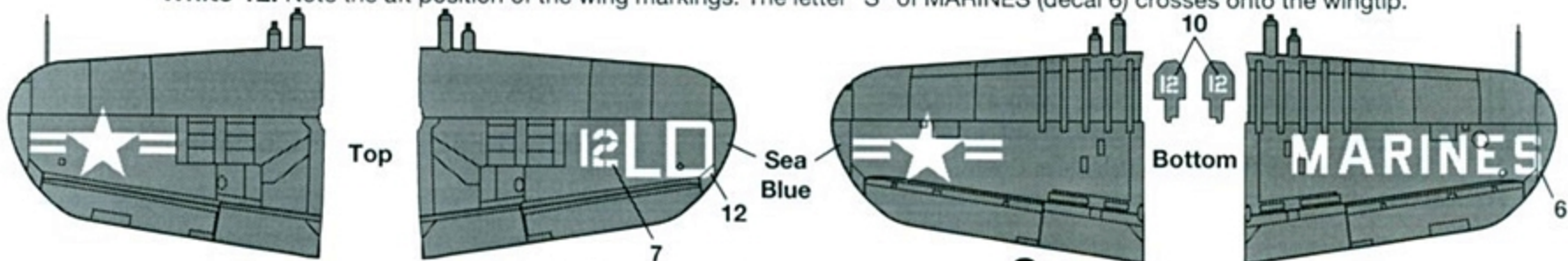
and once it has set, slice the arrow and

remove the section that passes over the cowl flap. This Corsair did not have Hamilton Standard logos on the propeller blades

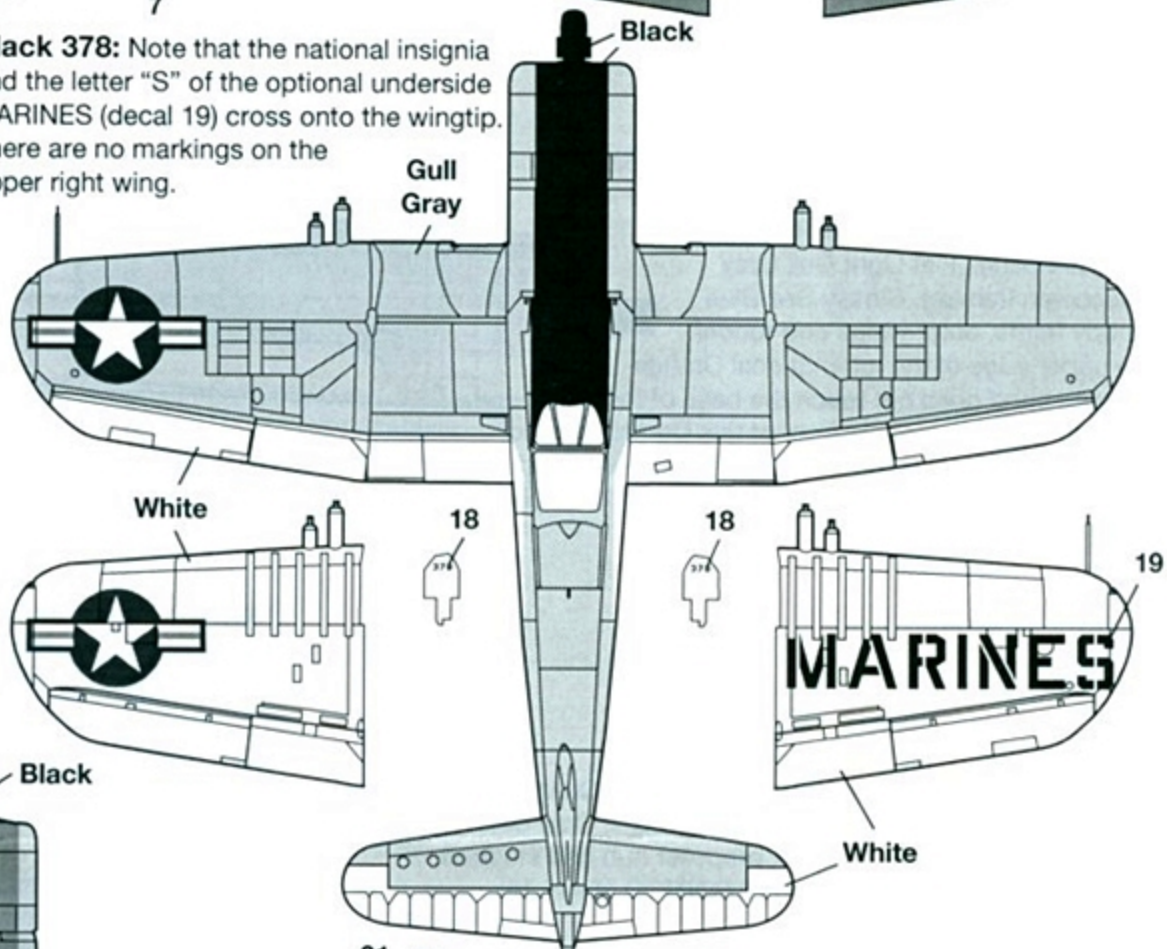
at the time the photo referenced for this sheet was taken, though it more than likely did at some time during its operational service life.



White 12: Note the aft position of the wing markings. The letter "S" of MARINES (decal 6) crosses onto the wingtip.



Black 378: Note that the national insignia and the letter "S" of the optional underside MARINES (decal 19) cross onto the wingtip. There are no markings on the upper right wing.



SUGGESTED KITS

HASEGAWA F4U-4 Corsair
 HELLER AU-1 Corsair
 MINICRAFT F4U-4 Corsair

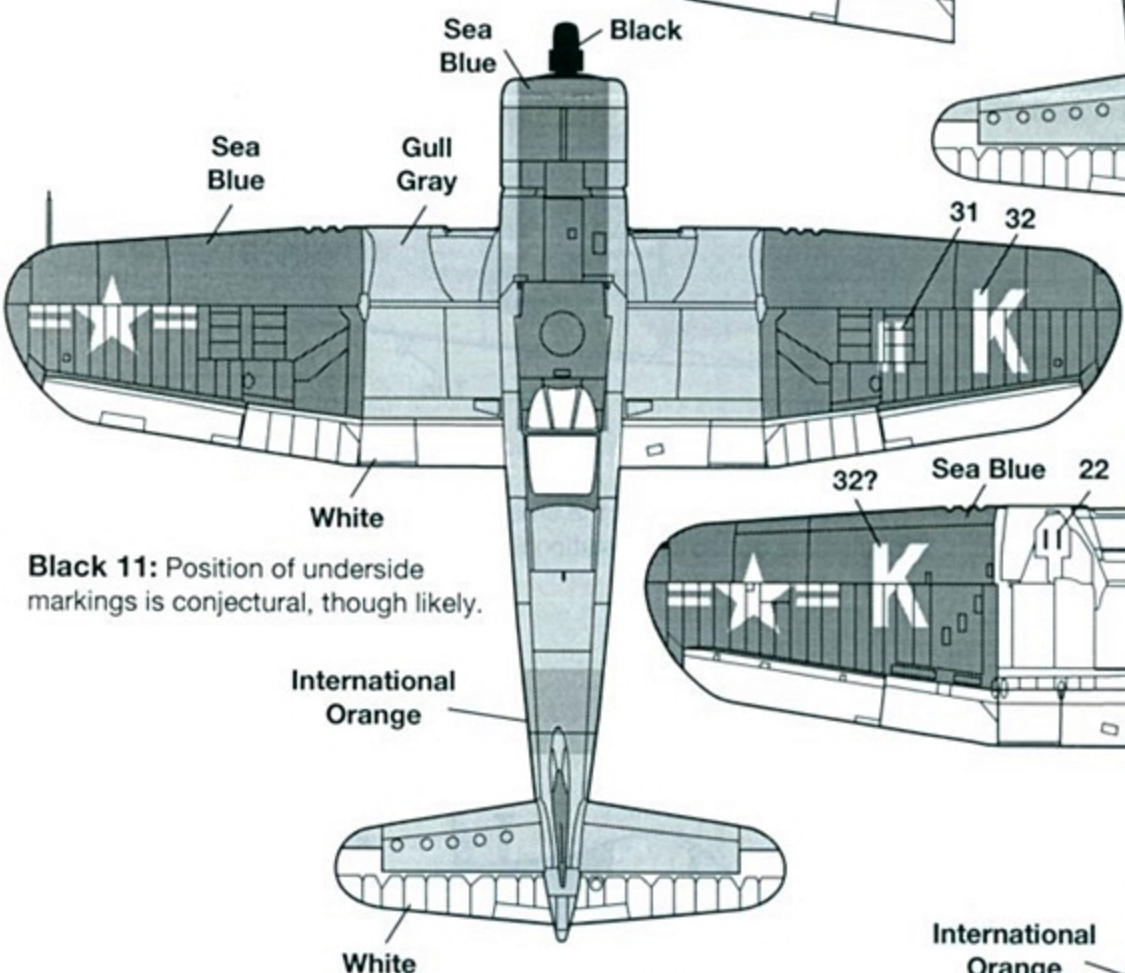
REFERENCES

F4U Corsair In Action #29 (#145):
 Jim Sullivan, 1977 (1994)

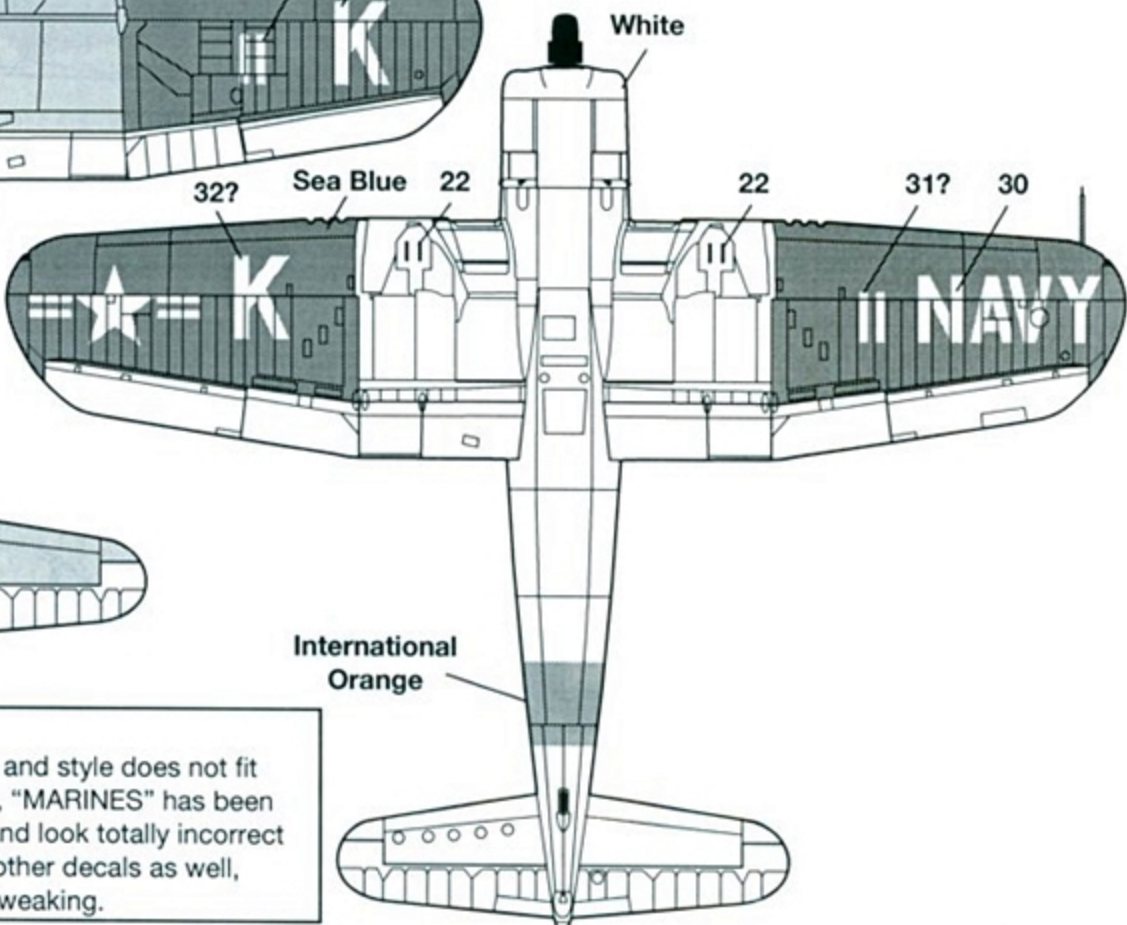
F4U Corsair In Color:
 Jim Sullivan, 1981

F4U Corsair, Monografie Lotnicze #11:
 Adam Jarski, 1993

F4U Corsair:
 Nicholas A. Veronico,
 John M. and Donna Campbell, 1994



Black 11: Position of underside markings is conjectural, though likely.



NOTE

True 1:48 scale "MARINES" in the required size and style does not fit properly on the HELLER AU-1 Corsair. Therefore, "MARINES" has been tweaked to fit the kit rather than be true to scale and look totally incorrect on your finished Corsair. This is true for most other decals as well, but "MARINES" required the most tweaking.

CHECK Military Model Preview FOR THE LATEST Third Group DECALS!