

1/72 SCALE

ITEM NO.:01676



MIG-29SMT Fulcrum (Izdeliye 9.19)

MIG-29SMT “支点” 多用途战斗机 (9.19批次)

READ BEFORE ASSEMBLY:

- This kit is not recommended for inexperienced modelers or for children under 14 years of age
- Study and understand these instructions thoroughly before beginning assembly
- When needed, remove photo-etch parts carefully using a modeling knife or photo etch sprue cutter, being careful not to damage or lose small parts.
- Take extra care in handling photo etch parts in order to avoid injury
- Apply instant cement sparingly to photo etch parts where instructed

- Tools recommended(not included in kit):Plastic and instant cements,sprue cutters,long nose pliers,modeling knife, small files, tweezers, pin vise & scissors. Soft cloth and sandpaper will also assist in construction
- Glue and paint are not included in the kit. Use plastic cement and hobby paints only. Color guide for purchasing paint is included in the kit.
- Keep out of reach of children. They must not be allowed to ingest small parts or handle plastic bags in any way.

装配之前仔细阅读

- 小心用模型锉刀锉平所有零件表面的注射浇口。
- 小心用刀片切下蚀刻片零件，不要遗失小零件。
- 用强力快干胶水粘合蚀刻片零件和金属轴。过量的快干胶水使用可能导致可动零件会粘住，小心涂胶。
- 取蚀刻片时应特别注意安全，防止利边划伤手指。
- 某些零件表面需贴水上贴纸，请选择在装配的同时进行。
- 推荐模型工具(自备)：胶水、水口剪刀、长镊子、刀片、锉刀、镊子钳、钻、剪刀、瞬间快干胶。
- 软布同砂纸同时也应该是必备工具。
- 请使用塑料胶水和油漆，模型内不含。
- 谨防小孩吸吮塑料零件，或者将塑料袋套在头上，制作时应将器材远离小孩接触。
- 本产品不适合14岁以下没有经验的模型爱好者。

水贴纸的使用:

1. 从水贴纸上剪下印花;
2. 将印花放入温水中浸10秒, 然后放在干净布上;
3. 拿着印花纸板将印花移到模型上;
4. 手指蘸水将印花移到适当的位置;
5. 用软布轻压印花直至水干, 气泡消失。

DECAL APPLICATION:

1. Cut decals from sheet as needed
2. Dip the decal in warm water for about 10 seconds and then place on soft clean cloth.
3. Hold the decal backing sheet edge and gently slide the decal onto the model in its proper position.

4. While still wet, decal can be adjusted for better fit on model by dampening it gently with your finger.

5. When placed in the proper position, gently press decal down with a soft cloth until excess water and air bubbles are gone.

6. Allow decal to dry completely before handling model



使用强力胶

Cyanacrylate glue



称重

Weight



穿孔

Make hole



切除

Cut / Remove



贴纸

Decal



锉平

File / Sand



选择

Option



不涂胶水

No cement

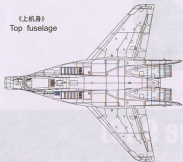


弯曲

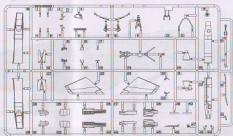
Bend

部品图
Parts

〔上机身〕
Top fuselage



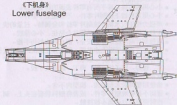
D×1



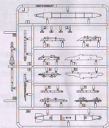
E×1



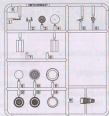
〔下机身〕
Lower fuselage



J×2



K×2



F×1



L×1



P×1



Q1×1



Q2×1



M×1



水贴组 A
Decal A

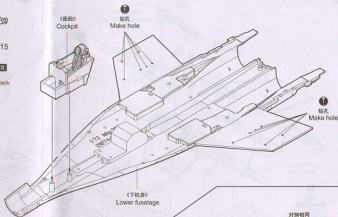
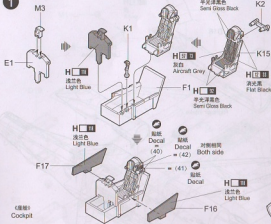


水贴组 B
Decal B

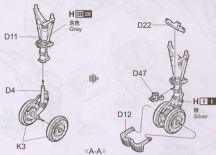


不用的零件: E10 F3 F4 F7 F8 F9 F10 F14 J2 J6 J8
Unused parts

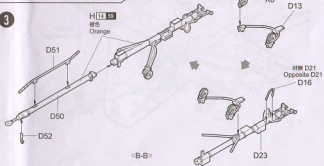
1



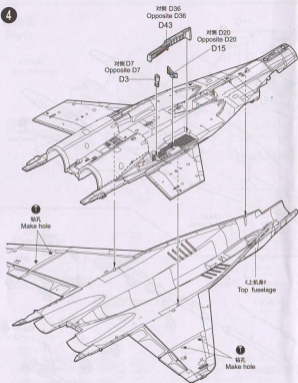
2



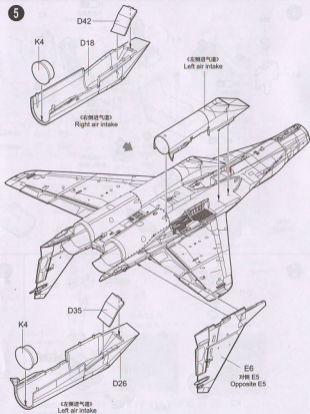
3



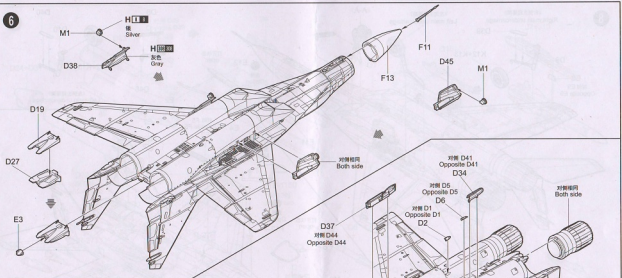
4



5



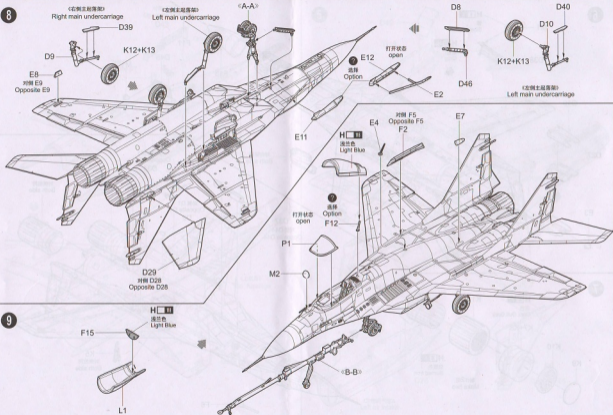
6



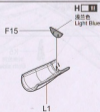
7

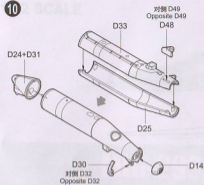


8

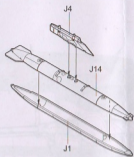


9

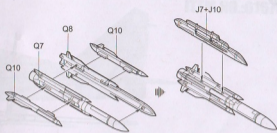




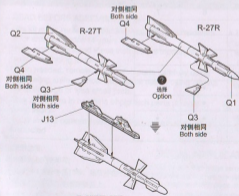
PTB-1500



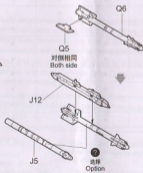
PTB-1150

制作2组
Make two

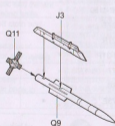
KH-31P

制作2组
Make two

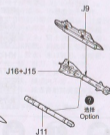
R-27T/R-27R

制作2组
Make two

R-73E

制作2组
Make two

R-77

制作2组
Make two

R-60

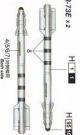
制作2组
Make two



Sta.No.	1	2	3	4	5	6	7
Missile/Tank							
PTB-1500				•			
PTB-1150			•		•		
R-27T			•		•		
R-27R			•		•		
KH-31P		•	•		•	•	
R-77	•	•	•		•	•	•
R-60	•	•	•		•	•	•
R-73E	•	•	•		•	•	•

涂装同标贴指示 Painting & Marking guide

R-73E x2



H [E] 501

Color	Valley	Water	Stone	Shrub	Grassland	COY	1st (100)	Water	2nd (100)	Target	Marking
H [E] 1	042	134	197	27	-	-	-	-	-	-	-
H [E] 2	043	135	198	28	-	-	-	-	-	-	-
H [E] 3	044	136	199	29	-	-	-	-	-	-	-
H [E] 4	045	137	200	30	-	-	-	-	-	-	-
H [E] 5	046	138	201	31	-	-	-	-	-	-	-
H [E] 6	047	139	202	32	-	-	-	-	-	-	-
H [E] 7	048	140	203	33	-	-	-	-	-	-	-
H [E] 8	049	141	204	34	-	-	-	-	-	-	-
H [E] 9	050	142	205	35	-	-	-	-	-	-	-
H [E] 10	051	143	206	36	-	-	-	-	-	-	-
H [E] 11	052	144	207	37	-	-	-	-	-	-	-
H [E] 12	053	145	208	38	-	-	-	-	-	-	-
H [E] 13	054	146	209	39	-	-	-	-	-	-	-
H [E] 14	055	147	210	40	-	-	-	-	-	-	-
H [E] 15	056	148	211	41	-	-	-	-	-	-	-
H [E] 16	057	149	212	42	-	-	-	-	-	-	-
H [E] 17	058	150	213	43	-	-	-	-	-	-	-
H [E] 18	059	151	214	44	-	-	-	-	-	-	-
H [E] 19	060	152	215	45	-	-	-	-	-	-	-
H [E] 20	061	153	216	46	-	-	-	-	-	-	-
H [E] 21	062	154	217	47	-	-	-	-	-	-	-
H [E] 22	063	155	218	48	-	-	-	-	-	-	-
H [E] 23	064	156	219	49	-	-	-	-	-	-	-
H [E] 24	065	157	220	50	-	-	-	-	-	-	-
H [E] 25	066	158	221	51	-	-	-	-	-	-	-
H [E] 26	067	159	222	52	-	-	-	-	-	-	-
H [E] 27	068	160	223	53	-	-	-	-	-	-	-
H [E] 28	069	161	224	54	-	-	-	-	-	-	-
H [E] 29	070	162	225	55	-	-	-	-	-	-	-
H [E] 30	071	163	226	56	-	-	-	-	-	-	-
H [E] 31	072	164	227	57	-	-	-	-	-	-	-
H [E] 32	073	165	228	58	-	-	-	-	-	-	-
H [E] 33	074	166	229	59	-	-	-	-	-	-	-
H [E] 34	075	167	230	60	-	-	-	-	-	-	-
H [E] 35	076	168	231	61	-	-	-	-	-	-	-
H [E] 36	077	169	232	62	-	-	-	-	-	-	-
H [E] 37	078	170	233	63	-	-	-	-	-	-	-
H [E] 38	079	171	234	64	-	-	-	-	-	-	-
H [E] 39	080	172	235	65	-	-	-	-	-	-	-
H [E] 40	081	173	236	66	-	-	-	-	-	-	-
H [E] 41	082	174	237	67	-	-	-	-	-	-	-
H [E] 42	083	175	238	68	-	-	-	-	-	-	-
H [E] 43	084	176	239	69	-	-	-	-	-	-	-
H [E] 44	085	177	240	70	-	-	-	-	-	-	-
H [E] 45	086	178	241	71	-	-	-	-	-	-	-
H [E] 46	087	179	242	72	-	-	-	-	-	-	-
H [E] 47	088	180	243	73	-	-	-	-	-	-	-
H [E] 48	089	181	244	74	-	-	-	-	-	-	-
H [E] 49	090	182	245	75	-	-	-	-	-	-	-
H [E] 50	091	183	246	76	-	-	-	-	-	-	-
H [E] 51	092	184	247	77	-	-	-	-	-	-	-
H [E] 52	093	185	248	78	-	-	-	-	-	-	-
H [E] 53	094	186	249	79	-	-	-	-	-	-	-
H [E] 54	095	187	250	80	-	-	-	-	-	-	-
H [E] 55	096	188	251	81	-	-	-	-	-	-	-
H [E] 56	097	189	252	82	-	-	-	-	-	-	-
H [E] 57	098	190	253	83	-	-	-	-	-	-	-
H [E] 58	099	191	254	84	-	-	-	-	-	-	-
H [E] 59	100	192	255	85	-	-	-	-	-	-	-
H [E] 60	101	193	256	86	-	-	-	-	-	-	-
H [E] 61	102	194	257	87	-	-	-	-	-	-	-
H [E] 62	103	195	258	88	-	-	-	-	-	-	-
H [E] 63	104	196	259	89	-	-	-	-	-	-	-
H [E] 64	105	197	260	90	-	-	-	-	-	-	-
H [E] 65	106	198	261	91	-	-	-	-	-	-	-
H [E] 66	107	199	262	92	-	-	-	-	-	-	-
H [E] 67	108	200	263	93	-	-	-	-	-	-	-
H [E] 68	109	201	264	94	-	-	-	-	-	-	-
H [E] 69	110	202	265	95	-	-	-	-	-	-	-
H [E] 70	111	203	266	96	-	-	-	-	-	-	-
H [E] 71	112	204	267	97	-	-	-	-	-	-	-
H [E] 72	113	205	268	98	-	-	-	-	-	-	-
H [E] 73	114	206	269	99	-	-	-	-	-	-	-
H [E] 74	115	207	270	100	-	-	-	-	-	-	-

R-60 x2



H [E] 101

R-27R x2



H [E] 3


R-27T x2



H [E] 3

H [E] 101

KH-31P x2



H [E] 33

R-77 x2



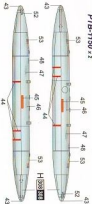
H [E] 3

PTB-1500 x1



H [E] 300

PTB-1150 x2



H [E] 300

H [E] 300 100



H [E] 300 200



H [E] 300 300

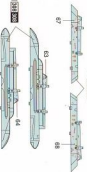


H [E] 300 300



H [E] 300 500

H [E] 300 300



H [E] 300 500



H [E] 300 500

H [X] ADVISORY HOBBY COLOUR

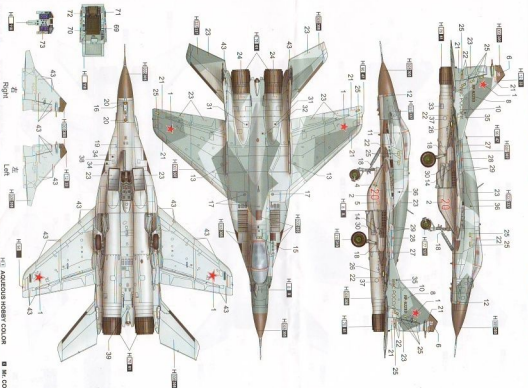
X WR COLOUR

涂装图标指示 Painting & Marking guide

A Russian Air Force, 4th Center of Combat Application and Conversion of Frontline Aviation, Mig-29SMT (Izdeliye 9.19), RF-02231 20 Red* (c/n 2960341001), Lipetsk Air Base, 2012

PAINT REFERENCE COLOUR									
Color	Reference	Value	RGB	Hex	Material				
H(1) 10	10	100	192	192	100%				
H(1) 20	20	100	192	200	100%				
H(1) 30	30	100	192	209	100%				
H(1) 40	40	100	192	219	100%				
H(1) 50	50	100	192	230	100%				
H(1) 60	60	100	192	242	100%				
H(1) 70	70	100	192	255	100%				
H(1) 80	80	100	192	270	100%				
H(1) 90	90	100	192	285	100%				
H(1) 100	100	100	192	300	100%				

PAINT REFERENCE COLOUR									
Color	Reference	Value	RGB	Hex	Material				
H(2) 10	10	100	192	192	100%				
H(2) 20	20	100	192	200	100%				
H(2) 30	30	100	192	209	100%				
H(2) 40	40	100	192	219	100%				
H(2) 50	50	100	192	230	100%				
H(2) 60	60	100	192	242	100%				
H(2) 70	70	100	192	255	100%				
H(2) 80	80	100	192	270	100%				
H(2) 90	90	100	192	285	100%				
H(2) 100	100	100	192	300	100%				



H(1) ACADUCIOUS HOBBY COLOR

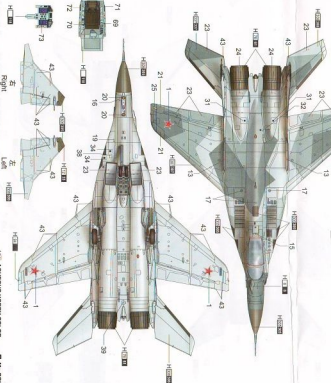
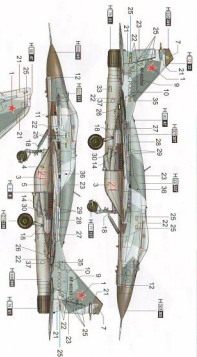
H(2) MR. COLOR

涂装同标贴指示

Painting & Marking Guide

B Russian Air Force, 4th Center of Combat Application and Conversion of Frontline Aviation, MiG-29SMT Tichelnyye 9.19, RF-02223 21 Red Top
29601241011, Ljubeck, Air Base, 2012

PAINT REFERENCE COLOUR						PAINT REFERENCE COLOUR					
Color	Mt. Color	White	Black	Transparent	Number	Color	Mt. Color	White	Black	Transparent	Number
H(01) 23	H(01) 23	-	010	020	040	H(01) 23	H(01) 23	001	006	011	11
H(01) 25	H(01) 25	-	120	020	128	H(01) 25	H(01) 25	001	007	027	-
H(01) 27	H(01) 27	120	020	020	028	H(01) 27	H(01) 27	001	007	028	-
H(01) 29	H(01) 29	001	120	010	017	H(01) 29	H(01) 29	001	007	029	-
H(01) 31	H(01) 31	001	120	010	017	H(01) 31	H(01) 31	001	007	031	117
H(01) 32	H(01) 32	-	-	-	027	H(01) 32	H(01) 32	001	007	027	20
H(01) 33	H(01) 33	-	-	-	027	H(01) 33	H(01) 33	001	007	027	20
H(01) 34	H(01) 34	-	-	-	-	H(01) 34	H(01) 34	001	007	034	128



H(01) ACQUICIOUS HOBBY COLOR ■ Mt. COLOR