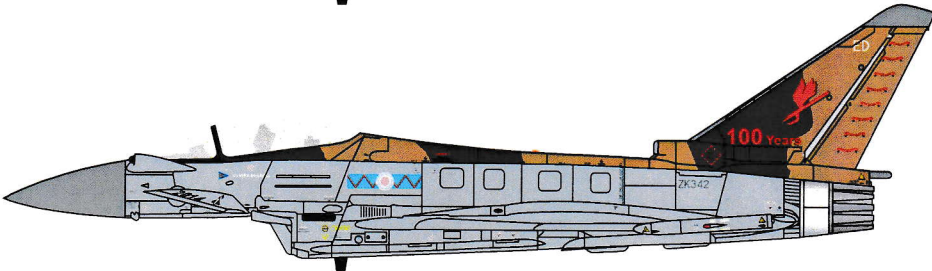
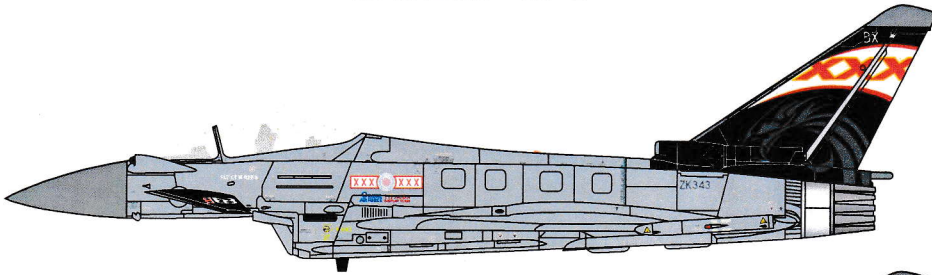


XTRADECAL

X72216

Royal Air Force Update 2013-14



For the best results these decals should be applied to a gloss surface such as provided by either Xtracolor or Xtracrylix paints. Cut out the decal required and soak in warm water until the decal is released from the backing paper. Wet the area to be decaled with MICRO SET which will help to eliminate air trapped under the decal and position the decal.

After 5 or 10 minutes wet the decal with MICRO SOL which will soften the decal and ensure that it settles down over any surface detail. Allow the decal to dry for at least 12 hours. During this time some wrinkling of the decal may occur, this is normal. Do not touch the decal at this time.

Carefully check for small air bubbles and if there are any prick with a needle and apply a drop of MICRO SOL. After all air bubbles have been eliminated and the decals are dry wash the entire model with water to remove any excess decal adhesive.

When completely dry the whole model should be sprayed with a coat of Xtracolor or Xtracrylix Flat, Satin or Gloss varnish depending on the finish required.

Store in a cool dry place, avoid sunlight, dampness or extremes of temperature and/or humidity.

The logo for Hannants, featuring the word 'HANNANTS' in a bold, yellow, sans-serif font with a red outline, set against a black background with a yellow border.

Harbour Road, Oulton Broad, Lowestoft, Suffolk, NR32 3LZ

Phone +44 1502 517444

Fax +44 1502 500521

www.hannants.co.uk

1R 5R 4R 3R 2R 93R 1:72 93L 2L 3L 4L 5L 46 47

11 10 9 8 9 10 11

13 14R 14L 13

15 140 15

20R 17 20L 17

20Ra 244 20La 244

25 25

21a 21a

21 21

21b 21b

27R 66 27L 66

244 244

617 SQN 28R 617 SQN 28L

DAMBUSTERS 70th DAMBUSTERS 70th

29 29

35R 91 35L 91

34 34

37 37

38 38

40R 40L

39 39

2013 2013

1943 1943

ZA412 ZA412

ZF244 ZF244

100 Years 100 Years

50R 50L

51R 51L

10 10

53 53

56 56

57 57

57 57

58R 58L

57 57

56 56

60 ZZ664 60 ZZ664

61 ZZ664 61 ZZ664

71R 71L

72 ZJ955 72 ZJ955

73L 73R

77 77

77 77

70 70

70 70

83R 83L

84 84

84 84

85 85

ZMI37 ZMI37

82 FN 82 FN

81 ZK348 81 ZK348

80 80

87 87

2 2

2 2

2 2

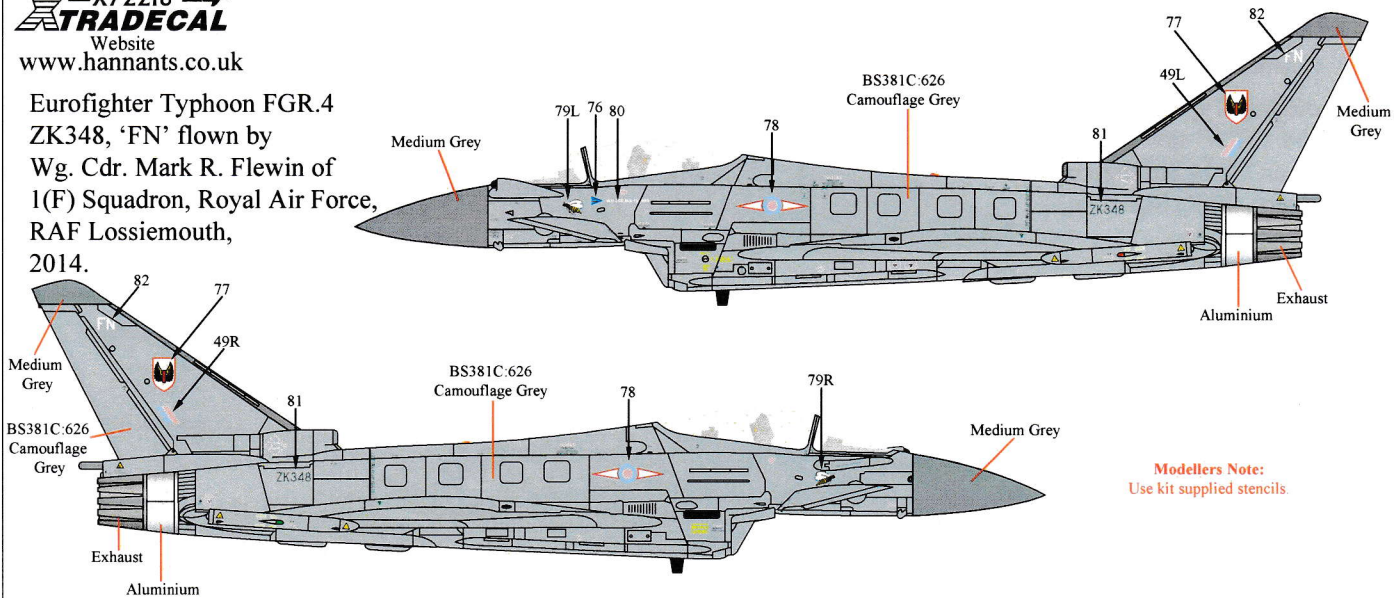
2 2

2 2

88 88


ROYAL AIR FORCE ROYAL AIR FORCE

Eurofighter Typhoon FGR.4
ZK348, 'FN' flown by
Wg. Cdr. Mark R. Flewin of
1(F) Squadron, Royal Air Force,
RAF Lossiemouth,
2014.



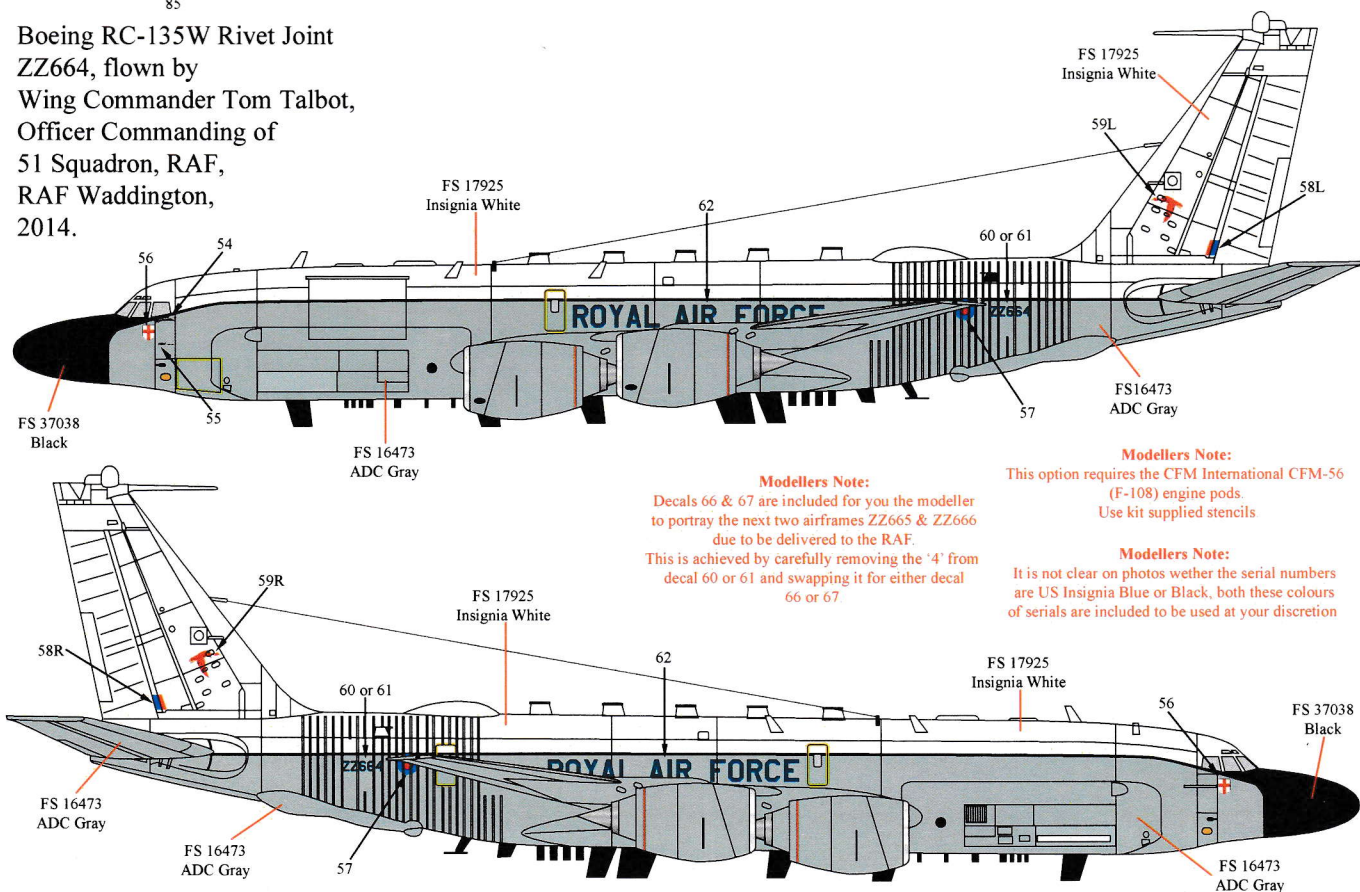
Modellers Note:
Use kit supplied stencils.

Lockheed Martin F-35B Lightning II
ZM137, flown by
Chief Test Pilot Alan Norman of
Lockheed Martin, Fort Worth AF,
Texas, USA,
2014.



Modellers Note:
Use kit supplied stencils.

Boeing RC-135W Rivet Joint
ZZ664, flown by
Wing Commander Tom Talbot,
Officer Commanding of
51 Squadron, RAF,
RAF Waddington,
2014.

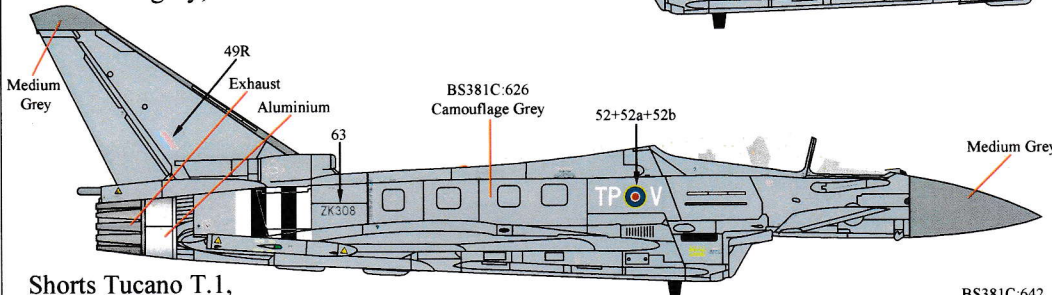
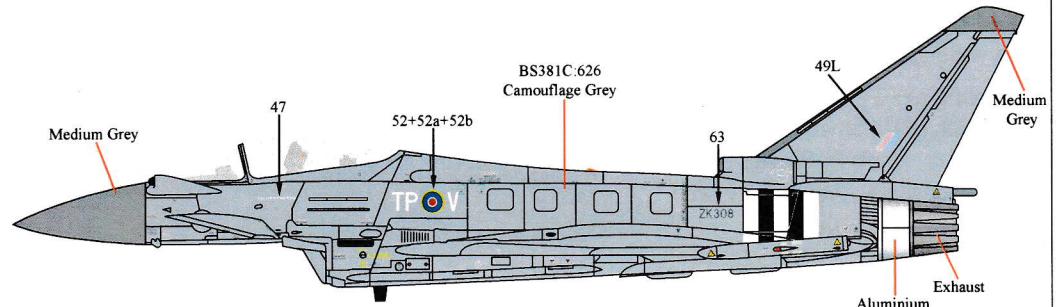


Modellers Note:
Decals 66 & 67 are included for you the modeller to portray the next two airframes ZZ665 & ZZ666 due to be delivered to the RAF. This is achieved by carefully removing the '4' from decal 60 or 61 and swapping it for either decal 66 or 67.

This option requires the CFM International CFM-56 (F-108) engine pods.
Use kit supplied stencils

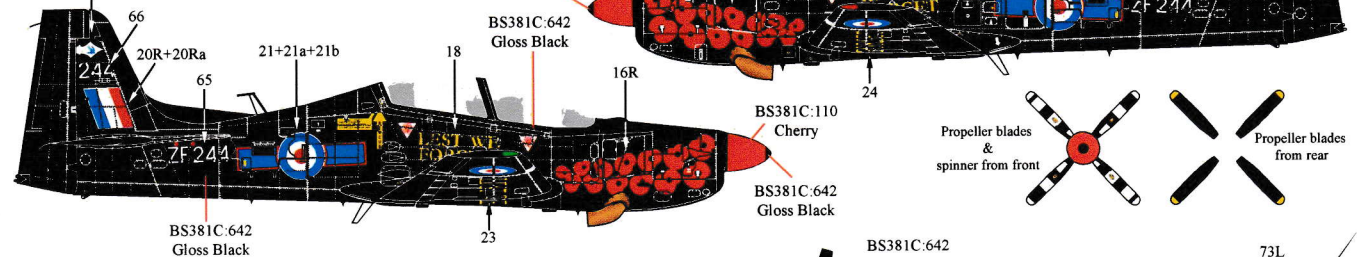
Modellers Note:
It is not clear on photos whether the serial numbers are US Insignia Blue or Black, both these colours of serials are included to be used at your discretion

Eurofighter Typhoon FGR.4
ZK308, 'TP.V' flown by
Sqn. Ldr. Garry Stratford of
'B Flight', 29(R) Squadron,
Royal Air Force,
RAF Coningsby, 2014.


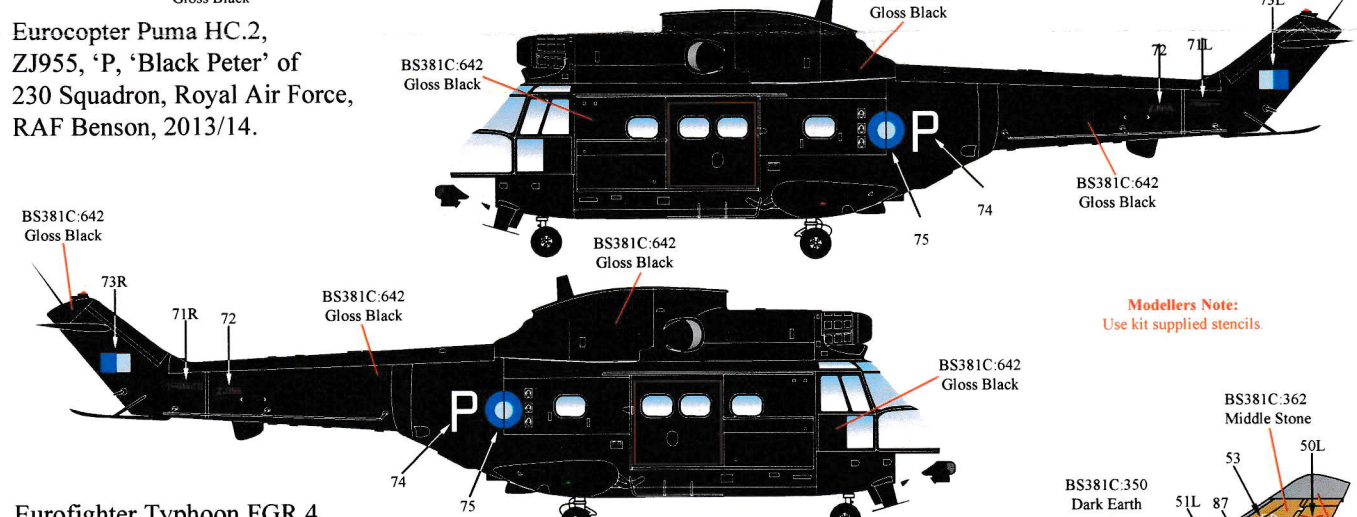


Modellers Note:
The 'D-Day' stripes appear to be 12" wide
Use kit supplied stencils.

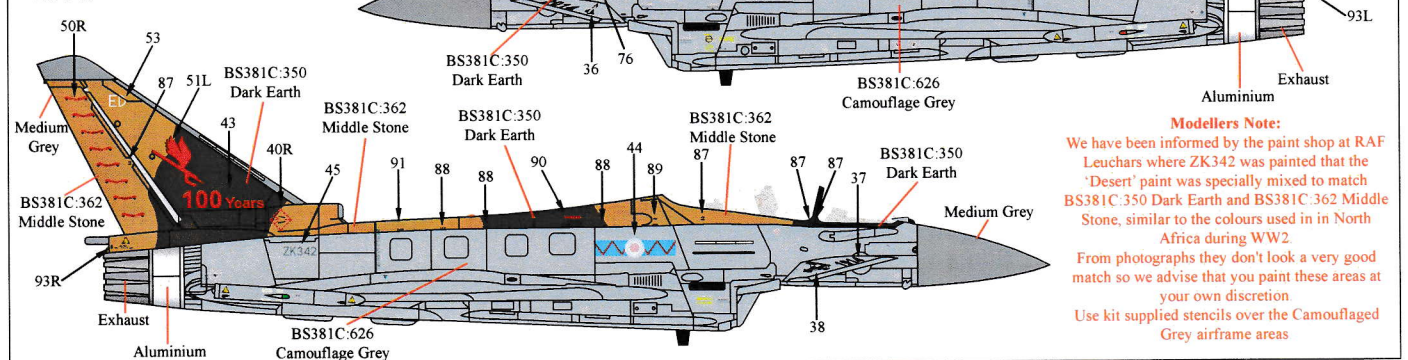
Shorts Tucano T.1,
ZF244, '244' flown by
Flt. Lt. Dave Kirby of
72 Squadron, Royal Air Force,
RAF Linton-on-Ouse,
2014. 67R



Eurocopter Puma HC.2,
ZJ955, 'P, 'Black Peter' of
230 Squadron, Royal Air Force,
RAF Benson, 2013/14.

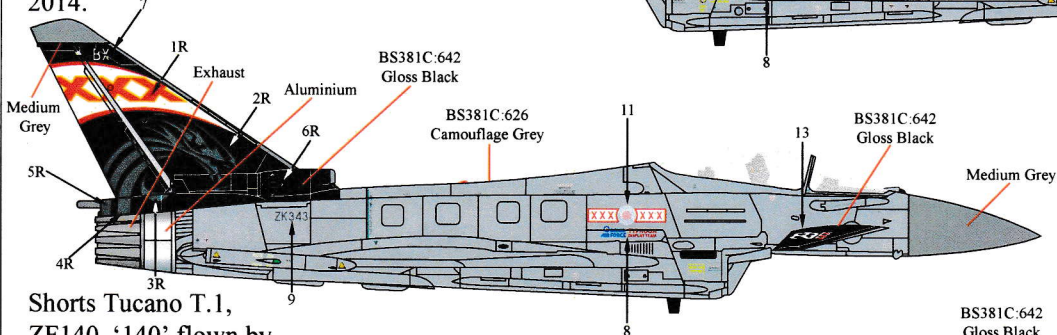
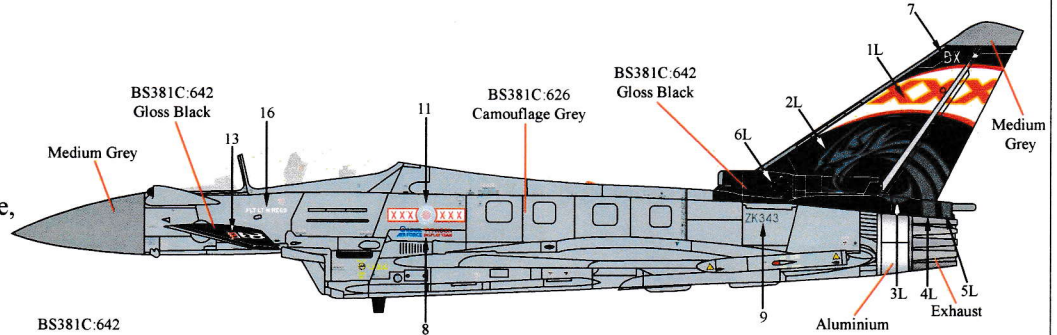


Eurofighter Typhoon FGR.4
ZK342, 'ED' flown by
Wg. Cdr. Mike Baukwill of
6 Squadron, Royal Air Force,
RAF Lossiemouth,
2014.



Modellers Note:
We have been informed by the paint shop at RAF Leuchars where ZK342 was painted that the 'Desert' paint was specially mixed to match BS381C:350 Dark Earth and BS381C:362 Middle Stone, similar to the colours used in North Africa during WW2. From photographs they don't look a very good match so we advise that you paint these areas at your own discretion. Use kit supplied stencils over the Camouflaged Grey airframe areas.

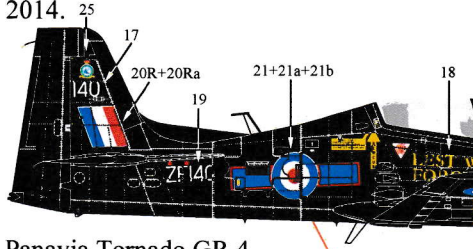
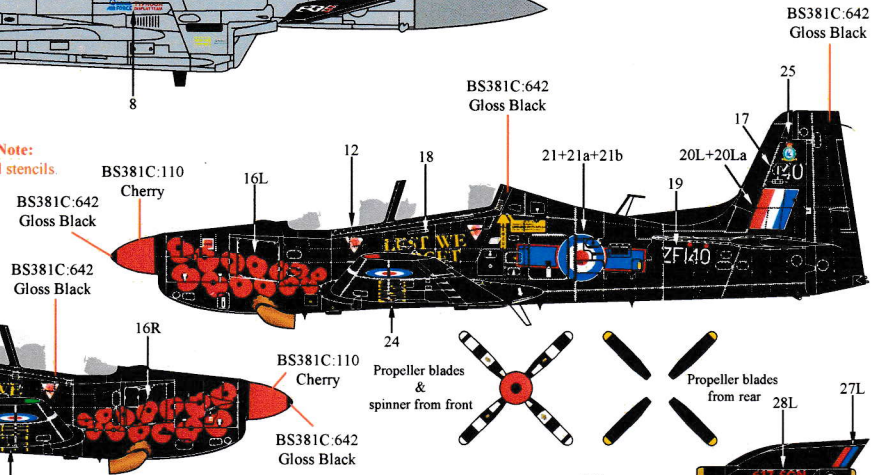
Eurofighter Typhoon FGR.4
ZK343, 'BX' flown by
Flt. Lt. Noel Rees of
29 Squadron, Royal Air Force,
RAF Coningsby,
2014.



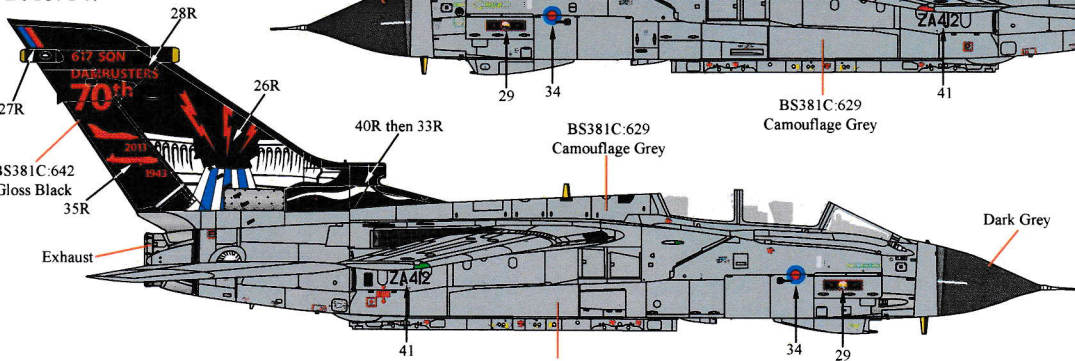
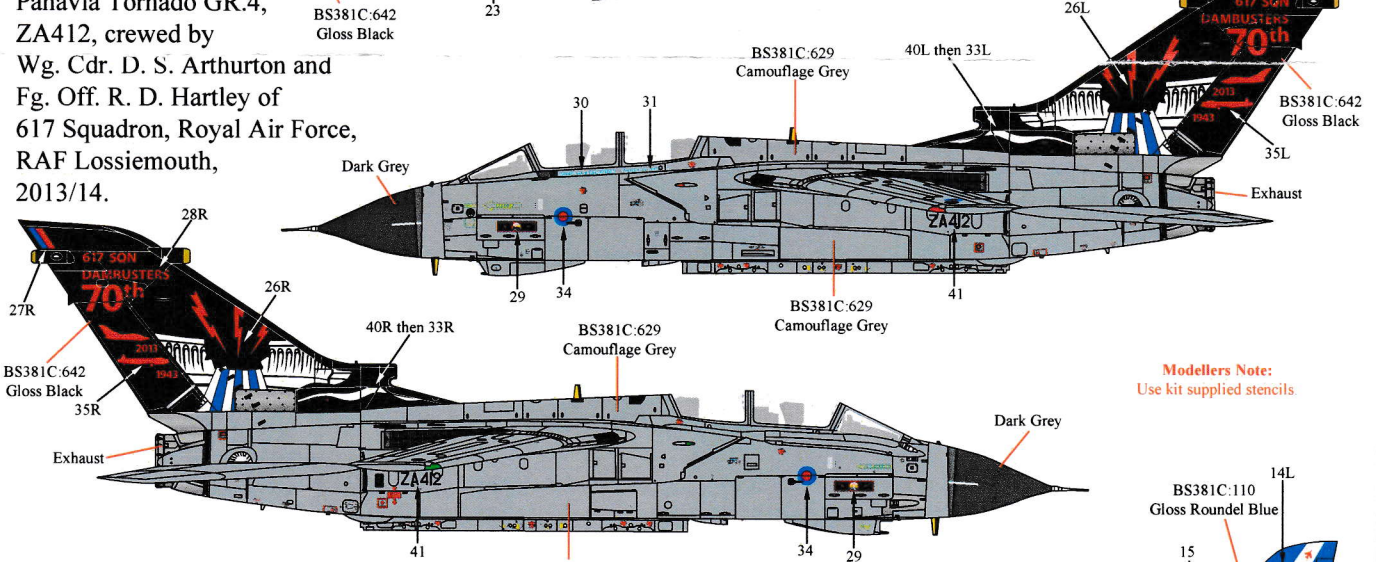
Modellers Note:
Use kit supplied stencils

Shorts Tucano T.1,
ZF140, '140' flown by
Flt. Lt. Dave Kirby of
72 Squadron, Royal Air Force,
RAF Linton-on-Ouse,
2014.

Modellers Note:
Use kit supplied stencils.


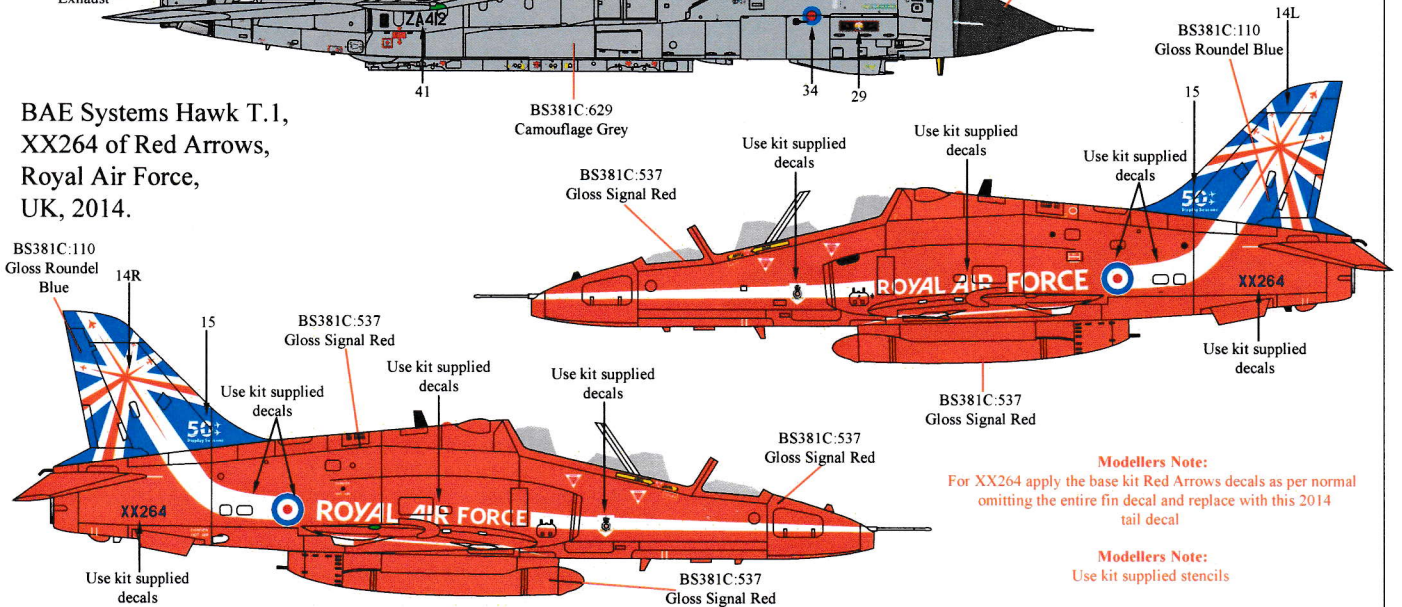


Panavia Tornado GR.4,
ZA412, crewed by
Wg. Cdr. D. S. Arthurton and
Fg. Off. R. D. Hartley of
617 Squadron, Royal Air Force,
RAF Lossiemouth,
2013/14.



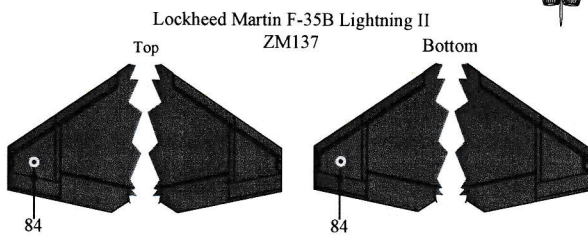
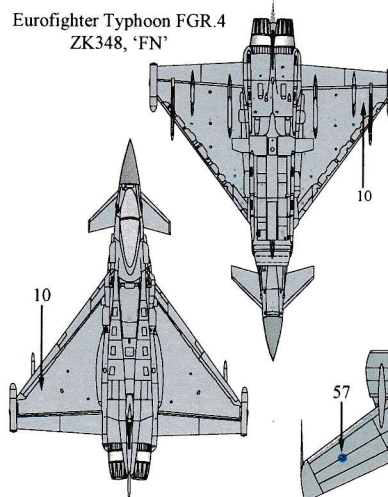
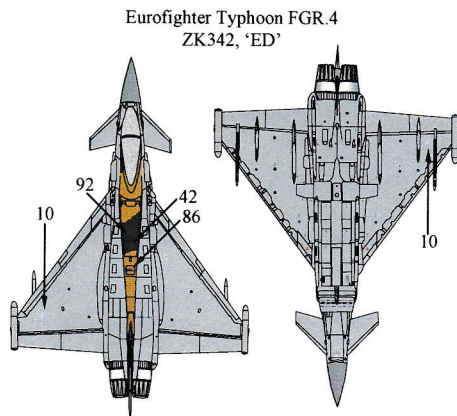
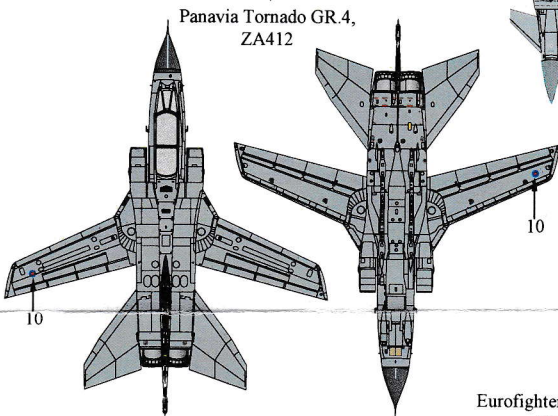
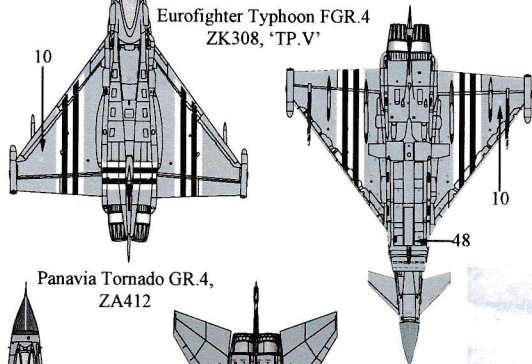
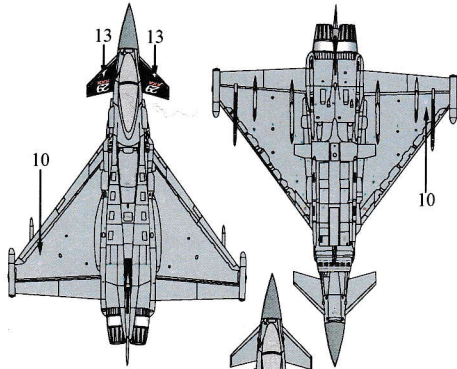
Modellers Note:
Use kit supplied stencils.

BAE Systems Hawk T.1,
XX264 of Red Arrows,
Royal Air Force,
UK, 2014.

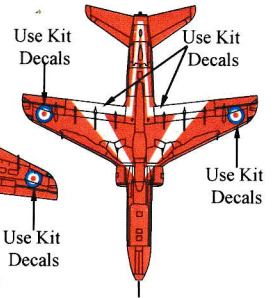


Modellers Note:
For XX264 apply the base kit Red Arrows decals as per normal
omitting the entire fin decal and replace with this 2014
tail decal

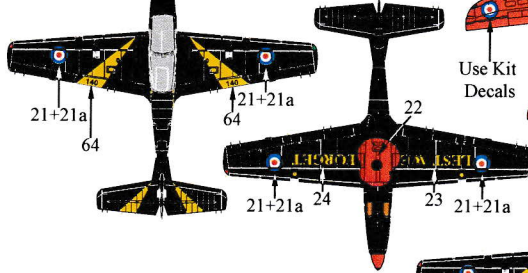
Modellers Note:
Use kit supplied stencils




BAE Systems Hawk T.1,
XX264



Shorts Tucano T.1,
ZF140, '140'



Shorts Tucano T.1,
ZF244, '244'



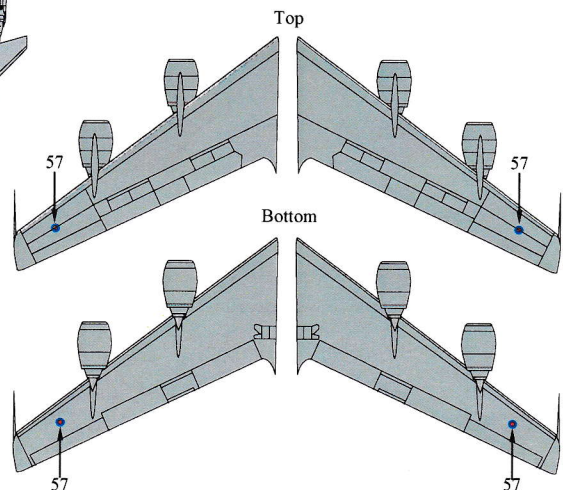
Shorts Tucano T.1,
ZF244, '244'

Shorts Tucano T.1,
ZF244, '244'



Copyright © D Hannant 2014

Boeing RC-135W Rivet Joint
ZZ664



Paints:

The colours used on these aircraft can be found in the Xtracolor (prefix number with X) and Xtracrylix (prefix number with XA1) range of paints.

- Xtracolor Paints
- X012 Night Black
- X014 Signal Red
- X017 Camouflage Grey
- X030 Roundel Blue
- X031 Cherry
- X036 Camouflage Grey

- X102 Dark Tan
- X130 Gunship Gray
- X138 ADC Gray
- X141 Insignia White
- X145 Tan
- X500 Duraluminum
- X504 Exhaust

- Xtracrylix Paints
- XA1012 Night Black
- XA1014 Signal Red
- XA1017 Camouflage Grey
- XA1036 Camouflage Grey
- XA1130 Gunship Gray
- XA1138 ADC Gray
- XA1141 Insignia White