

## Aircraft flown by:

33 Squadron

• F/O Woodward (Cdn.)

85 Squadron

• P/O Lewis (S. African)

87 Squadron

• S/L Glead (3x variations)

249 Squadron

• F/L Nicolson VC

261 Squadron

• F/L MacLachlan

310 Squadron

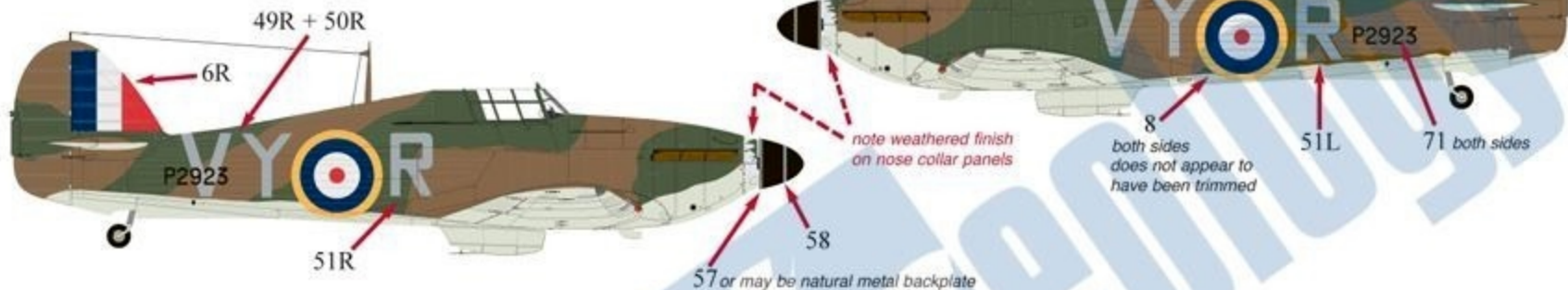
• P/O Bergman (Czech.)

## Early Hurricanes collection: Battle of Britain and beyond



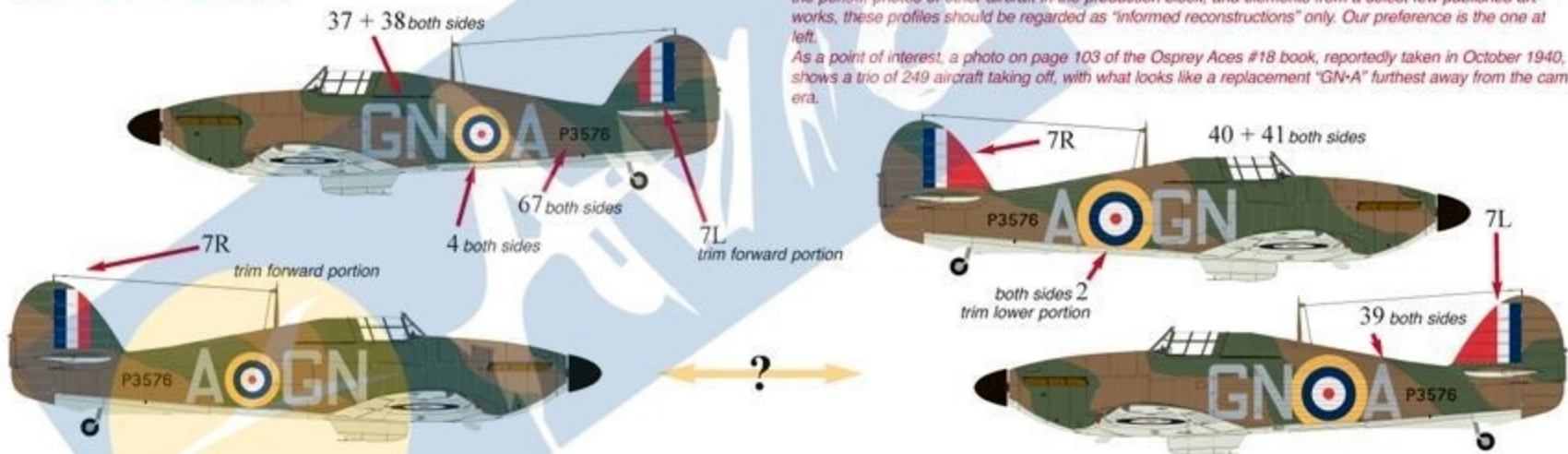
85 Squadron P/O AG Lewis  
Croydon, June / July 1940

Code letters "Y" and "R" are slightly different in shape on each side of this aircraft.



249 Squadron F/L JB Nicolson VC  
Boscombe Down, 16 August 1940

Aviaology (by SkyGrid) © 2010



For further material on Typhoon configurations and markings (especially through 1945) please refer to the excellent article in Model Aircraft Monthly Volume 8, No.7 of July 2009 by Chris Thomas. If you don't have it, the publisher may still have back issues at [http://www.sampublications.com/frames/mam\\_out\\_f.htm](http://www.sampublications.com/frames/mam_out_f.htm)  
A Google search with the above author's name and the aircraft name entered may also reveal a few great books on the subject.  
For more on Canadian Typhoon operations and personalities there is the thorough CANAV Books title Typhoon and Tempest by Hugh Halliday. The publisher still has a few left at a great price... <http://www.canavbooks.com/Publications/TyphoonAndTempest/>  
\*\*Need a workbench resource on the camouflage, markings and ordnance on 2 TAF aircraft, including the Typhoon? Follow this link volume... <http://www.amazon.co.uk/2nd-Tactical-Air-Force-Camouflage/dp/1906537011>

Note: If you are viewing this as a PDF on-screen instead of the paper hardcopy, just hover your mouse cursor over the kit or book descriptions. Any links will alter the cursor and you should be able to go to the appropriate web page.

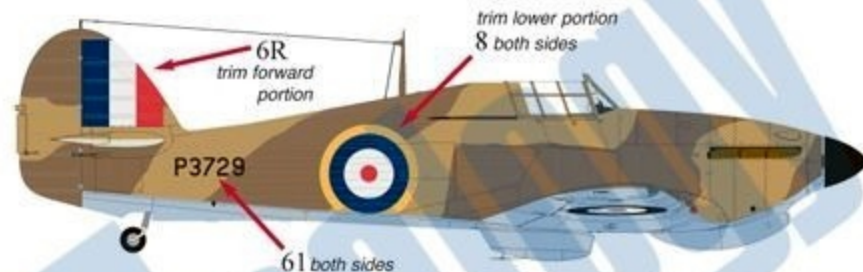
This decal set was designed around the following kits, with some decal elements adjusted to suit each:

- MDC kit # CV32037 in 1/32 scale.
- Hasegawa kit # JT60 (with modification) in 1/48 scale. The necessary upgrade parts are offered by Ultracast.
- Academy kit #1664 (with modification) in 1/72 scale. The link from the kit number goes to an in-depth build article. Or, alternately, here' an article showing a "Tempest tailed" Typhoon already built in 1/72 scale. Pavla also offers a complete conversion / upgrade set for the 1/72 scale Academy kit..



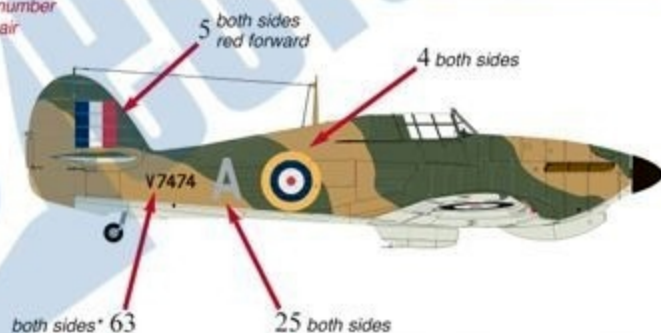
**33 Squadron** F/O VC "Woodie" Woodward  
Fuka (Egypt), October 1940

refer to the Desert scheme "A" pattern plan view for further paint scheme details



**261 Squadron** F/L JAF MacLachlan & Sgt FN Robertson  
Luqa & Ta Qali (Malta), November 1940 - February 1941

\* Although we could find no photographic evidence of it, the serial number has been illustrated as being smaller elsewhere. Maybe a post-repair application? An alternate (decal 63a) is provided in the set.



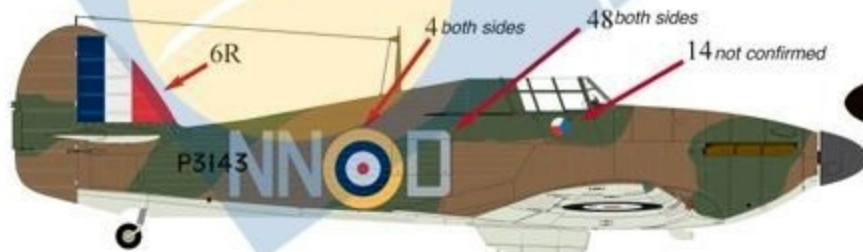
Some sources give the codes on this aircraft as being White; (decals 25a are alternates). The underside colour is also debatable. Sky is shown in the illustrations, but it may have been Sky Blue. The underside of the left fuselage and wing have been rendered in Night elsewhere, but looking at the reference photo, it could be that this interpretation is due more to the lighting (strong mid-day sun from above and behind) than the paint.

Furthermore the paint scheme has been illustrated elsewhere as being the Desert scheme but given the tonality of the one reference photo, and taking into account some very good forum discussions on the internet, the Tropical Land Scheme shown here seems more likely. The underwing roundels appear to be repositioned further outboard than usual.

**310 Squadron** P/O V Bergman  
Duxford, September / October 1940

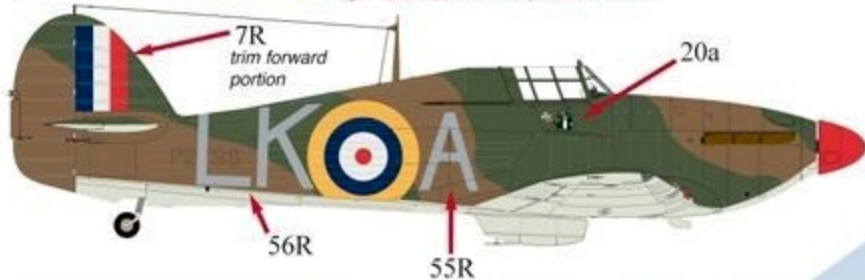
One reference source suggests that this aircraft carries the Czech 'roundel' on the R/H side as shown. However another reference source (acquired very late in the project) features a photo of the R/H side with no such marking in evidence. It remains a part of the decal set just in case (could have been applied to a replacement hatch etc.) Also confirmed in the new references are the victory markings (decal 75) and the full fin flash.

Late-breaking reference sources also supply a more detailed account of this aircraft's use within 310 Squadron. Initially the only pilot victory tie-in was Bergman (1/3 shared Ju88), but it was discovered that F/L Sinclair (2 in 1 sortie), Furst (2 and a 1 probable), Fejfar (1) and Prchal (1) also scored flying this machine. It is not known if the victory markings count score for the aircraft (up to the date of the photo) or any individual pilot.



**87 Squadron** F/L I "Widge" Gleed  
Exeter, June / July 1940

*If modelling this aircraft earlier than shown, the serial numbers which were overpainted first with code letters and then later with camouflage colours, are provided (decal 72). Spinner and underside of left wing were very likely Night up to approximately June of 1940.*



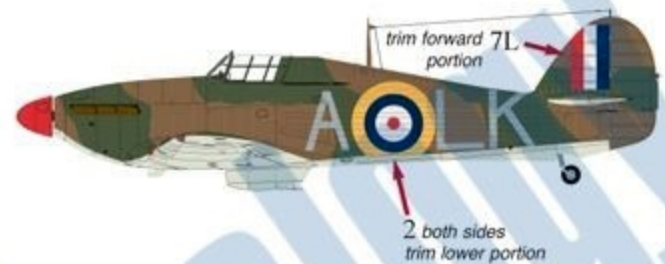
**87 Squadron** F/L I "Widge" Gleed  
Exeter, August / October 1940

*It seems very likely (see notes for nightfighter below) that the Squadron Leader pennant and nose flash (decals 11L and 11R) were applied to this aircraft prior to it being refinished as a nightfighter. If so, decal 12L can be used as shown below.*



**87 Squadron** S/L I "Widge" Gleed  
Colerne, February - April 1941

*Photos of this aircraft in the nightfighter scheme show a large part of the lefthand "A" missing from the servicing panel as shown. Presumably it was complete at some prior point.*



- The early version of Gleed's personal "Figaro the cat" marking (decal 20a) was derived from an early photo showing him in the cockpit with the marking visible.
- The later version (decal 20) is derived from that on the Hurricane emergency hatch panel (reportedly from P2798) in the RAF Museum collection.
- The Squadron Leader pennant (12L) is thought to have been applied prior to the aircraft being refinished in the Nightfighter scheme. A righthand version is included (12R) in this set but there is no photographic evidence that it was ever applied.
- The few photos of this aircraft in the Nightfighter scheme suggest that the area around the Squadron Leader pennant was left unfinished as shown. Similarly, the windscreen and canopy

*may have been roughly masked "frames and all" during refinishing.*

- It follows then that the panel which contains the personal markings on the opposite side carrying the personal markings (decal 20) would have been saved from refinishing as well.
- After close examination of the available photos it could be argued that the rudder also remained unfinished – perhaps for similar reasons – as shown here.
- The two stripes on the rudder have been associated with the pennant colours in many references. Perhaps there was a red panel between the supplied (decals 13L and 13R) RAF Blue stripes, and perhaps there were Dark Blue stripes top and bottom, but this is more difficult to discern in the photos. Another possibility are that these stripes are actually red dope applied over the rudder rib tapes after a repair. It is very difficult to say for certain from the few photos available.