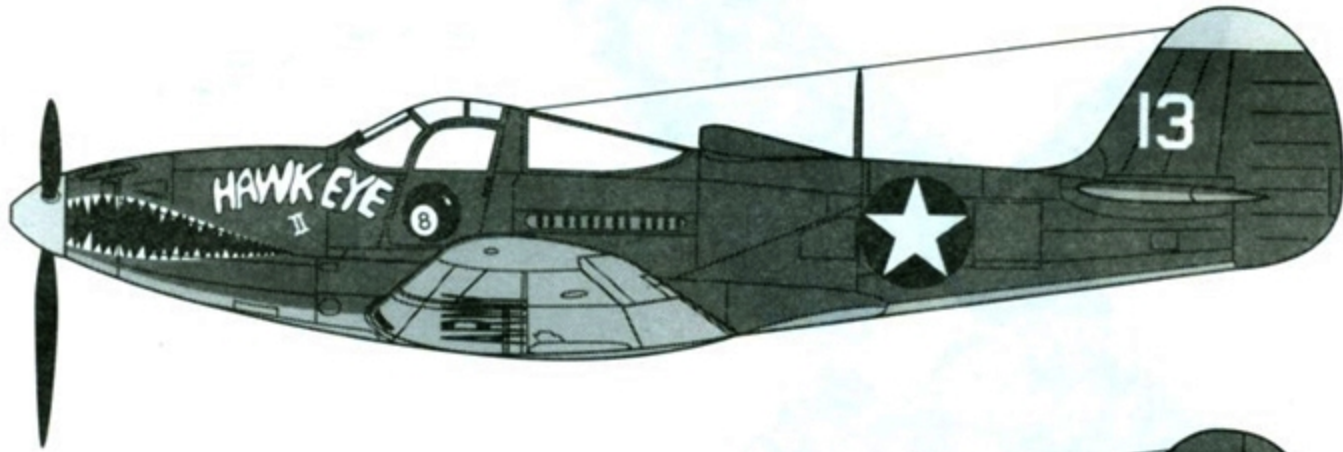


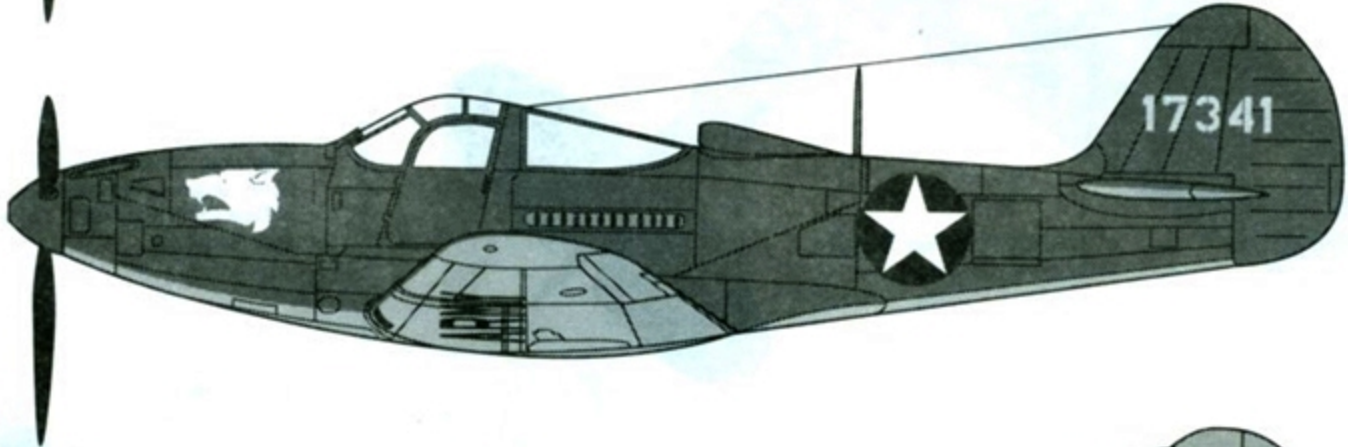
# BELL P-39

MINISTRY of SMALL AIRCRAFT PRODUCTION


Bell P-400 (note the 12 exhaust stubs) of the 8th FG, New Guinea, Summer 1942. Aircraft is in Olive Drab and Neutral grey finish with a yellow spinner and fin tip. U.S. ARMY is carried under the wing. (ref. 1)




P-39F of the 57th FS, 54th FG, Alaska 1942. Aircraft is in standard Olive Drab and Neutral Grey finish. U.S. ARMY carried under the wings. (ref 1,2)



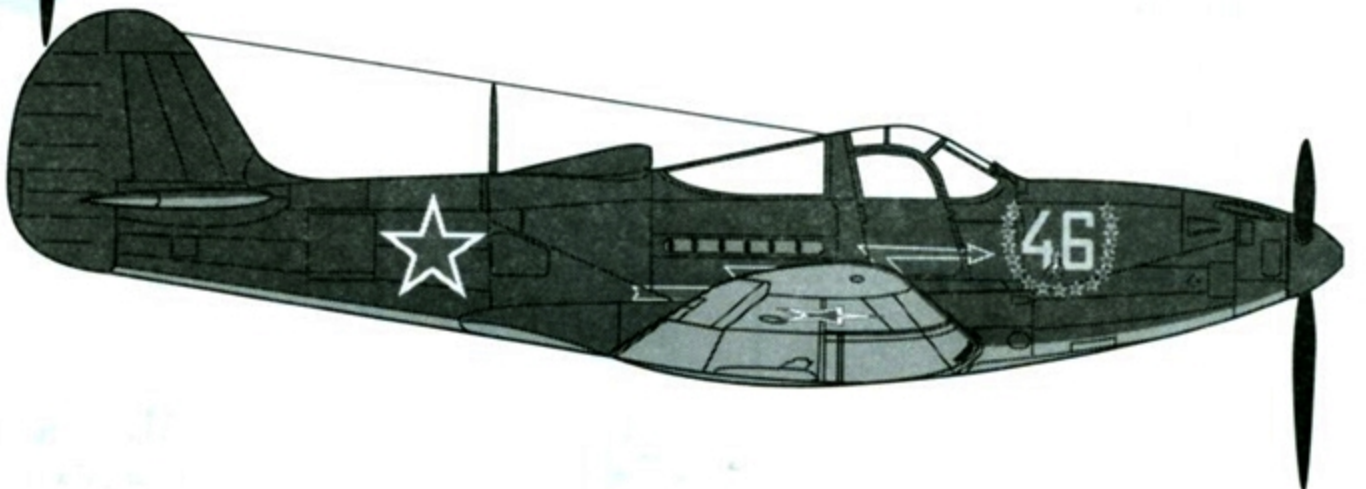
Bell Airacobra I of Squadron Leader E.J. Gracie, 601 Sqn., late 1941. Aircraft is camouflaged in Dark Green and Mixed Grey with Medium Sea Grey undersurfaces. Spinner and fuselage band are Sky. Leading edges of outer wing panels are yellow. Note this aircraft has 'fishtail' exhaust stubs. (ref. 4)



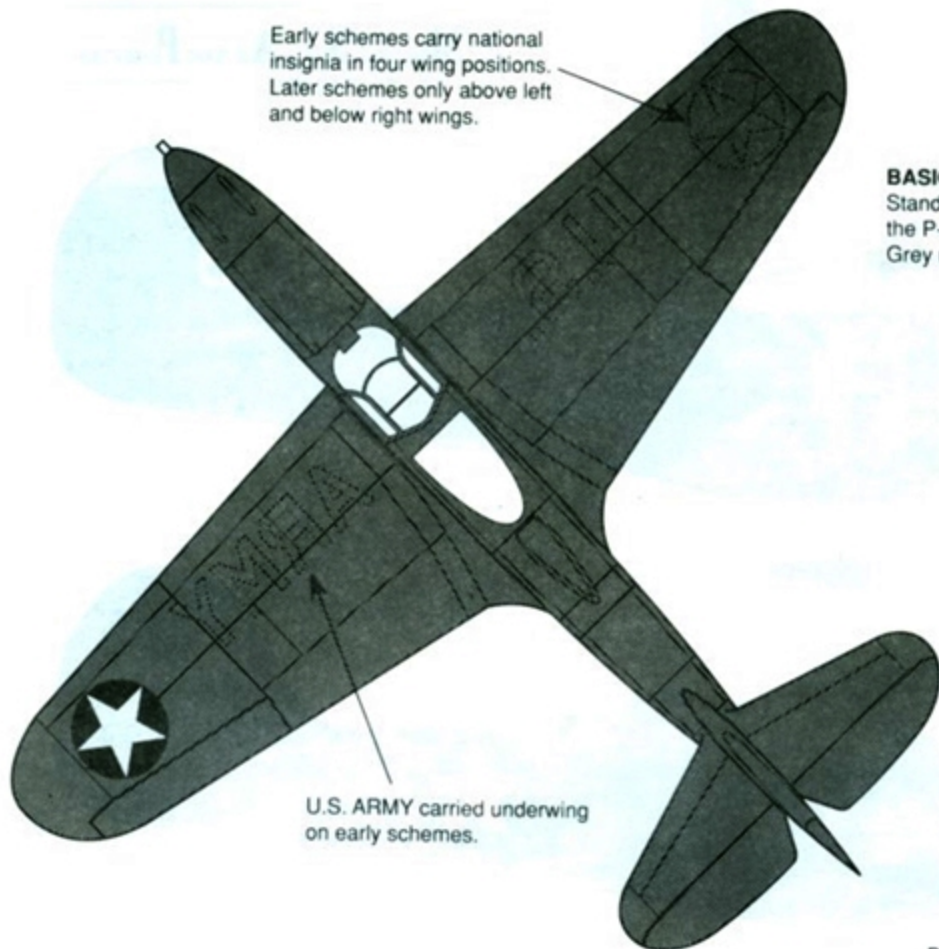
P-39M in markings for Operation Torch (North Africa landings). Colours are British desert scheme consisting of Dark Earth and Middle Stone with Azure Blue undersurfaces. Spinner is red and fuselage band is yellow. Wing insignia in four positions. (ref. 1)



P-39N flown by N.I. Protenkov, VVS. Aircraft is in standard US finish of Olive Drab and Neutral Grey. Spinner is red. National insignia is carried on the wing undersurfaces only. (ref. 3)



Early schemes carry national insignia in four wing positions. Later schemes only above left and below right wings.

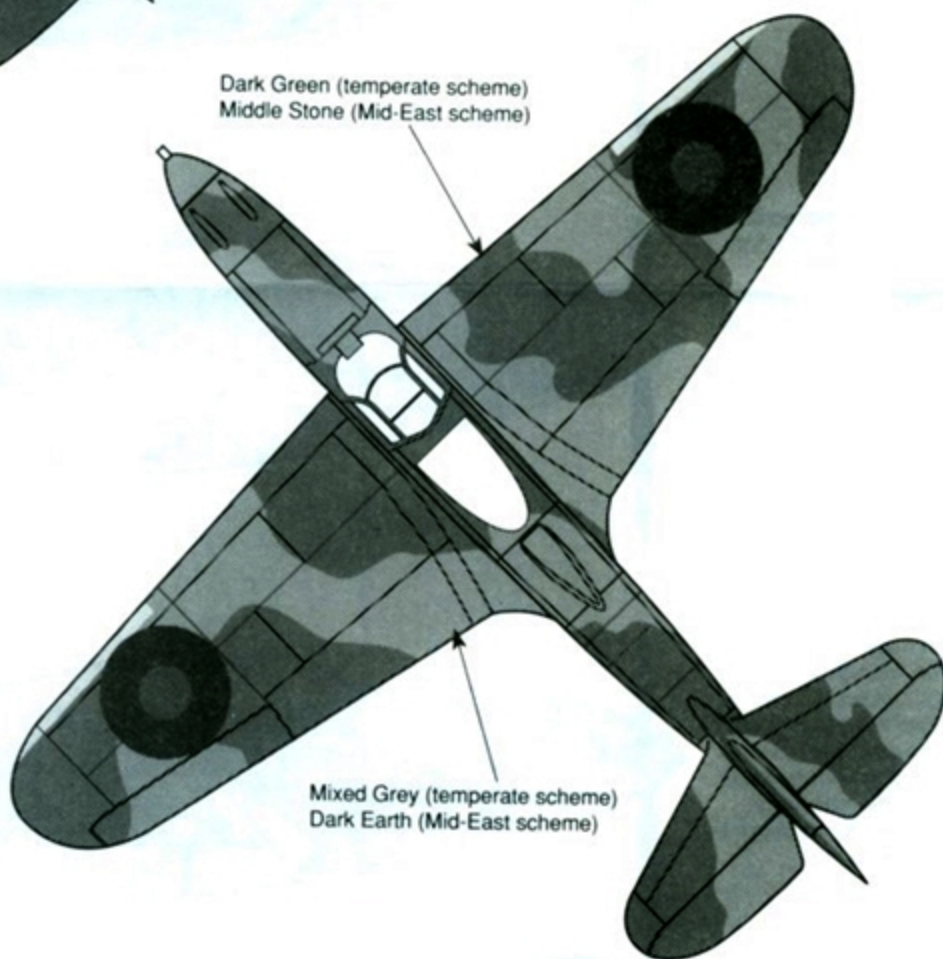


U.S. ARMY carried underwing on early schemes.

#### BASIC FINISHES

Standard factory camouflage finish for the P-39 was Olive Drab with Neutral Grey undersurfaces.

The RAF temperate scheme consisted of a pattern of Dark Green and Mixed Grey (7 parts Medium Sea Grey and one part black), with Medium Sea Grey undersurfaces. The Middle East scheme consisted of Dark Earth and Middle Stone with Azure Blue undersurfaces.



Dark Green (temperate scheme)  
Middle Stone (Mid-East scheme)

Mixed Grey (temperate scheme)  
Dark Earth (Mid-East scheme)

#### KITS

The only 1/48 P-39 kit released to date is the offering from Monogram. Minor modifications to the armament and exhaust pipes may be needed depending upon which variant you are modelling.

#### REFERENCES

There are several variants of P-39 represented on this decal sheet. For the most part, differences are minor, usually consisting of exhaust and armament differences. The references below will be useful in detailing, building and finishing the aircraft depicted here.

- 1 - P-39 Airacobra in Action, Aircraft No. 43
- 2 - P-39 Airacobra, TBU NO. 85
- 3 - Plastic Kits Revue, various issues
- 4 - Camouflage & Markings #12