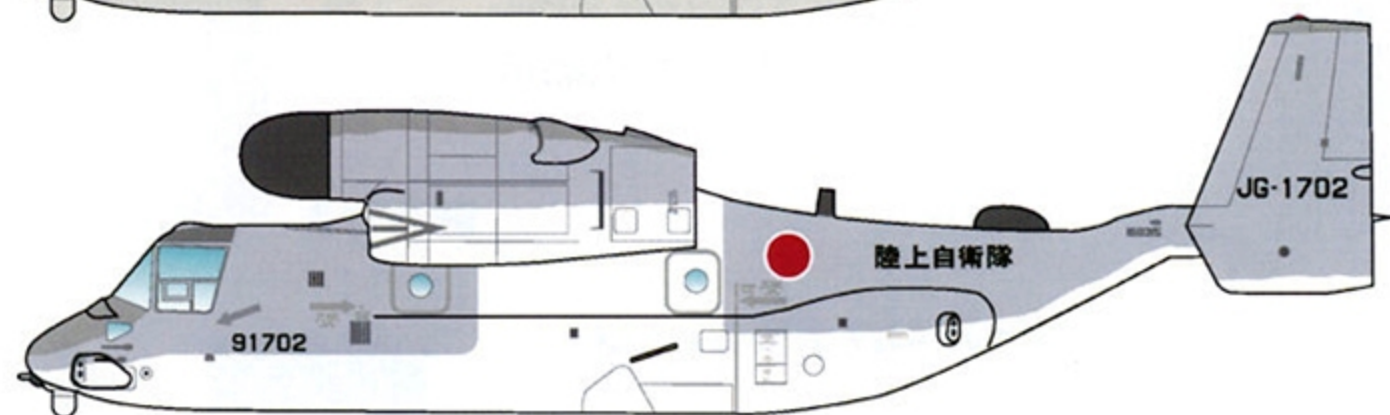



CV-22 / MV-22

Osprey



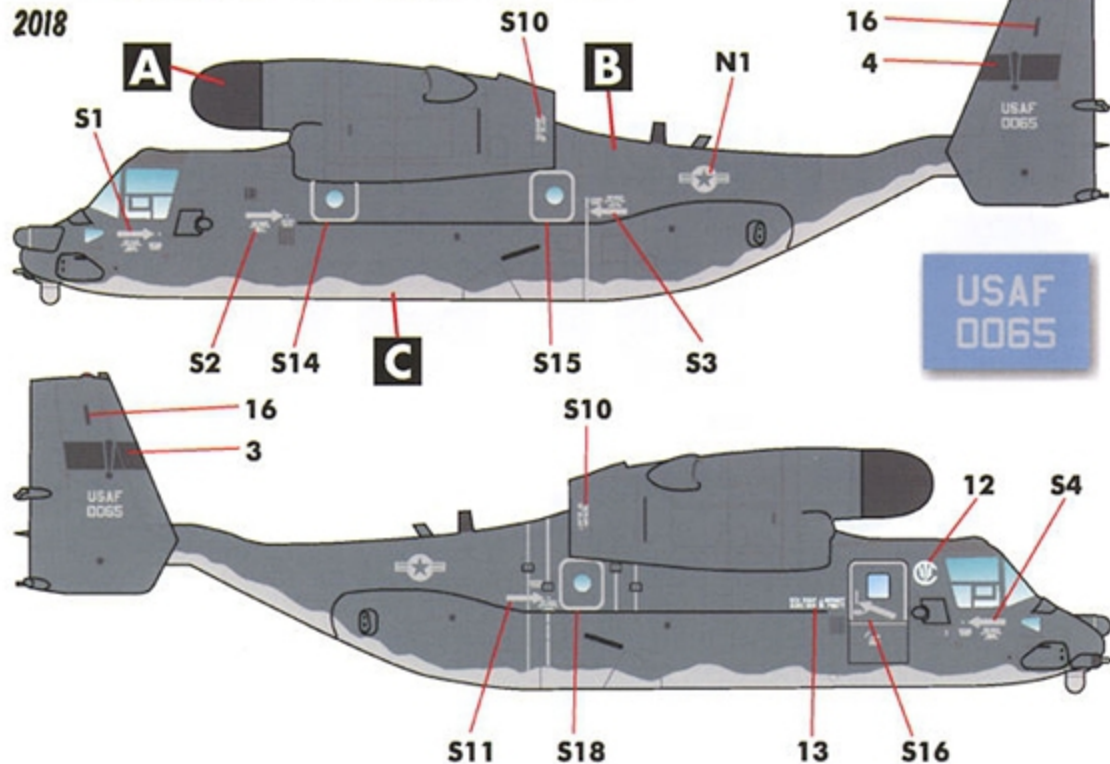
**MARKINGS FOR USAF, USMC AND JAPAN
DESIGNED FOR THE ITALERI KIT**

1/48 SCALE

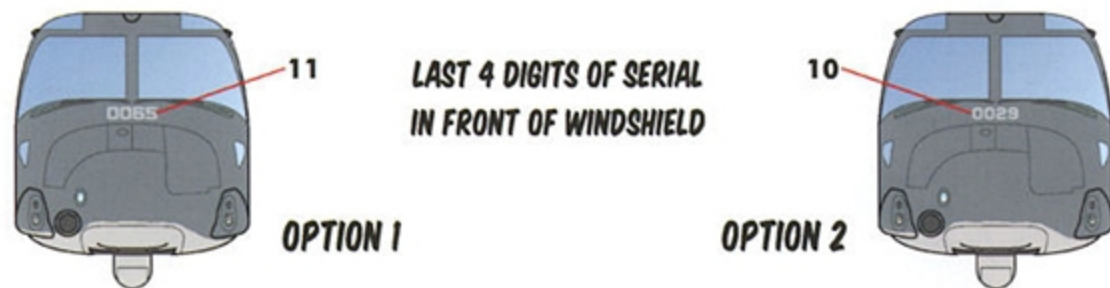
DECALS PRINTED BY



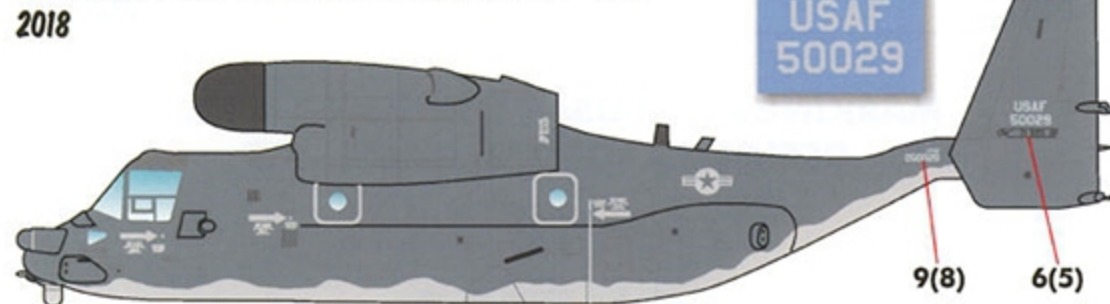
OPTION 1: CV-22B OSPREY 05-0065, 7TH SOS - USAF



USAF CV-22 TILTROTORS HAVE SEVERAL DIFFERENCES FROM THE MV-22B.
WE RECOMMEND THE 1/48 SCALE RESIN CONVERSION SET FROM BLACK DOG MODELS.

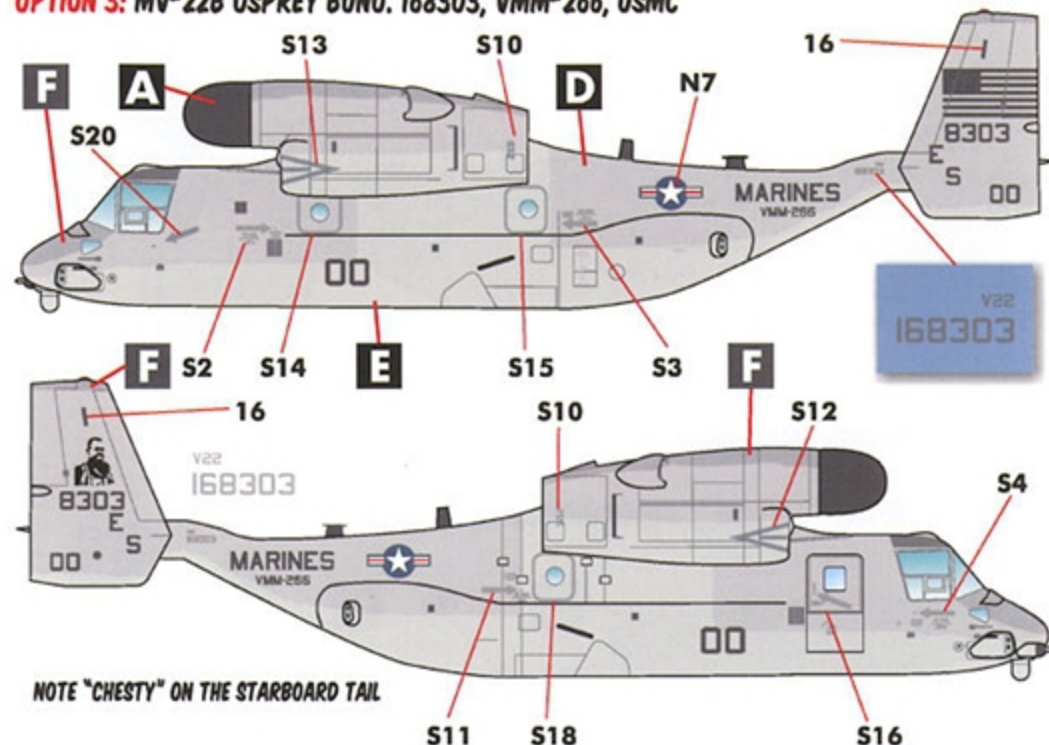


OPTION 2: CV-22B OSPREY 05-0029, 71TH SOS - USAF



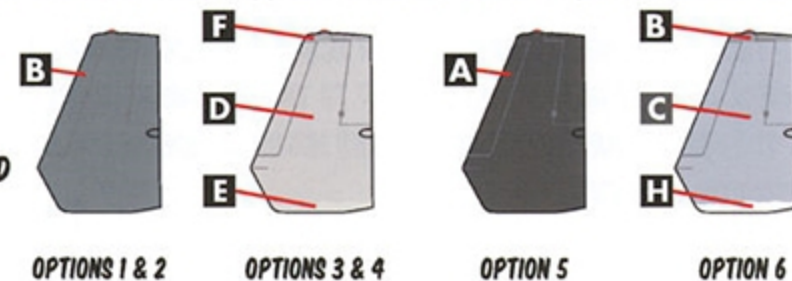
PAINT SCHEME AND COMMON MARKINGS ARE IDENTICAL TO THAT OF OPTION 1

OPTION 3: MV-22B OSPREY BUNO. 168303, VMM-266, USMC




THIS DIAGRAM SHOWS THE PAINT SCHEME AND COMMON STENCILLING USED ON USMC OSPREYS.
THE FADED BLUE NATIONAL INSIGNIA (N7-N8) IS UNIQUE TO OPTION 3.
THE STENCILLING IS MOSTLY THE SAME AS USAF CV-22 - NOTE THE USE OF DECAL S20 ON THE LEFT INSTEAD OF DECAL S1.

TAILS - INNER VIEW
INNER SIDE OF STARBOARD
(RIGHT) TAIL SHOWN



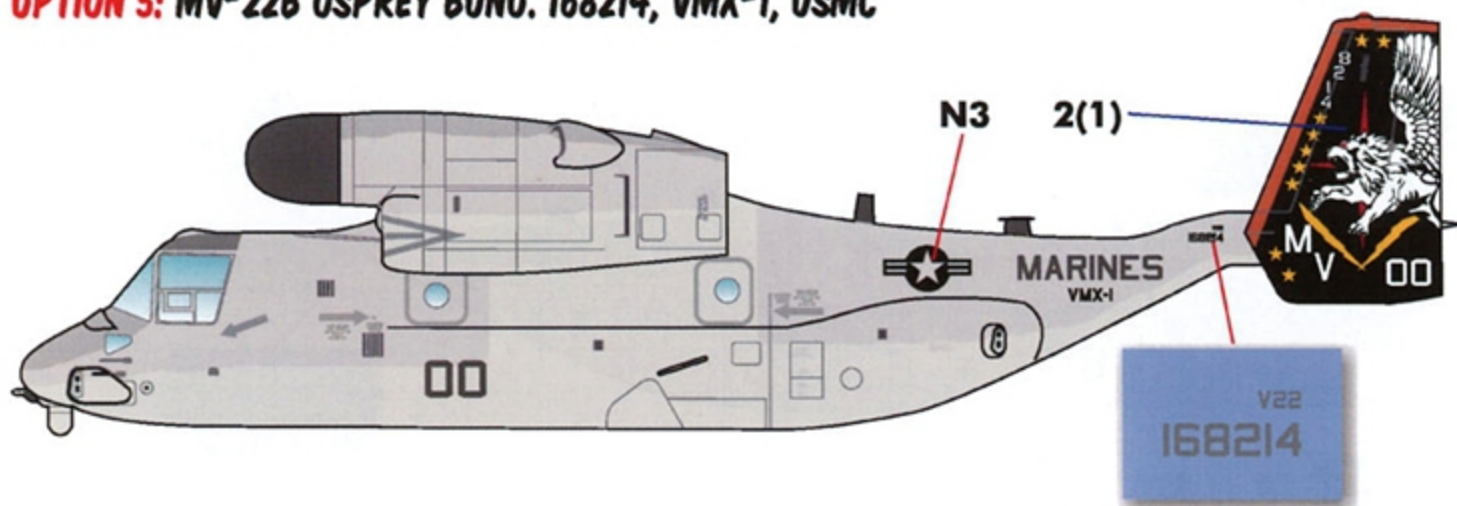
NOTE THAT THE INNER FACES OF TAILS ON OPTION 4 ARE NOT PAINTED RED.

OPTION 4: MV-22B OSPREY BUNO. 168220, VMM-265, USMC



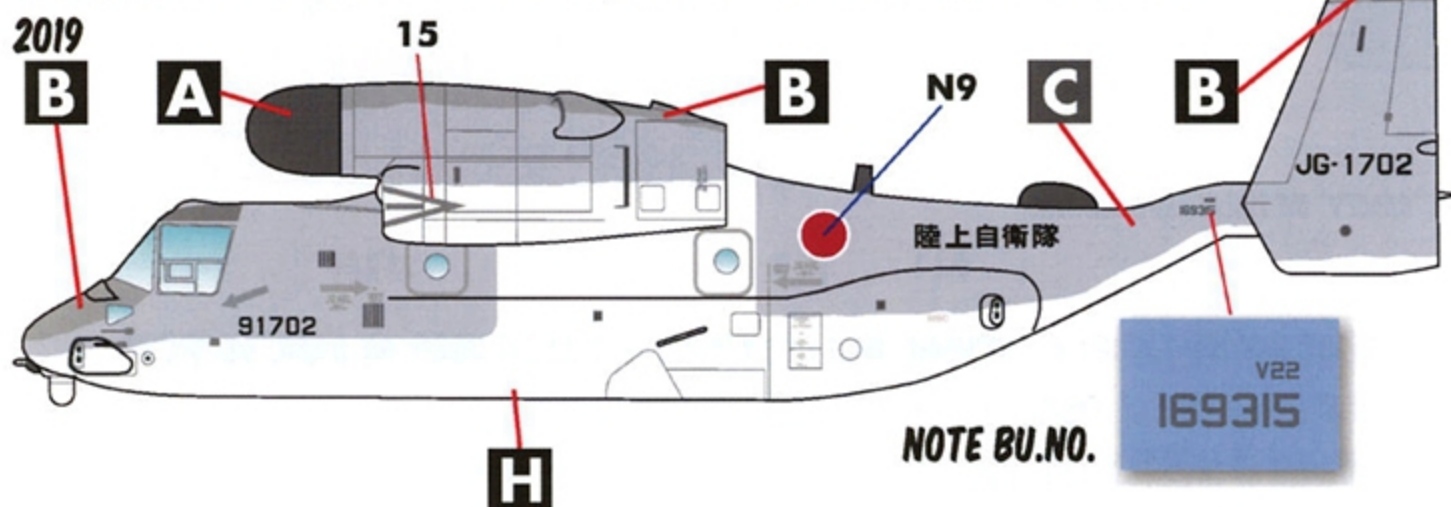
PAINT SCHEME AND COMMON MARKINGS ARE IDENTICAL TO THAT OF OPTION 3

OPTION 5: MV-22B OSPREY BUNO. 168214, VMX-1, USMC



PAINT SCHEME AND COMMON MARKINGS ARE IDENTICAL TO THAT OF OPTION 3

OPTION 6: MV-22B OSPREY "JG-1702", JAPAN GROUND SELF DEFENSE FORCE

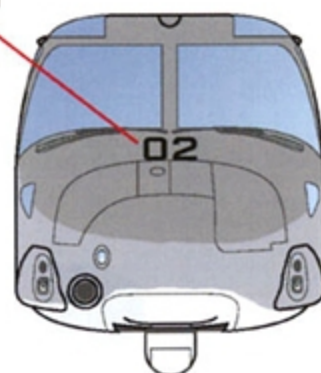


WHILE THE COLORS ARE DIFFERENT, PAINT SCHEME AND COMMON MARKINGS OF THE FIRST JAPANESE OSPREYS ARE MOSTLY SIMILAR TO THE US MARINE CORPS EXAMPLES.

NOTE THE USE OF DARKER INTAKE WARNING MARKINGS (DECALS 14 & 15) AND THE DOME ANTENNA ON REAR FUSELAGE

私たちの図面は、2019年8月にアメリカでトレーニング中に撮影された日本のMV-22オスプレイの写真に基づいています

02



- A** FLAT BLACK (FS37038)
- B** GUNSHIP GRAY (FS36118)
- C** FOG GRAY (FS36293)
- D** DARK GHOST GRAY (FS36320)
- E** LIGHT GHOST GRAY (FS36375)
- F** MEDIUM GRAY (FS35237)
- G** INSIGNIA RED (FS31136)
- H** LIGHT GRAY (FS36495)

STENCIL PLACEMENT

MV-22 SHOWN. MARKINGS IN BLACK FOR CLARITY.

