

Hasegawa
Hobby kits

P-47D-25 THUNDERBOLT

Jr40 1:48 P-47D-25 サンダーボルト

P-47の設計は出力2,000hpの空冷2重星形18気筒エンジンと排気タービンを装備するところから始まりました。1941年5月6日に原型機XP-47Bが初飛行し、全備重量5,480kgというその機体の大きさに周囲は唖然とし、最高速663km/hという飛行結果にも驚きました。しかし初期トラブルも多く発生し、強度不足や風防が開かなくなったり、燃料系統にも故障が生じましたが、米陸軍は、この新型戦闘機を発注し、171機が生産されました。1942年末になると200ガロンの落下式タンクが取り付けられるP-47Cの生産が始まり、前線に投入されると、行動半径は、大幅に拡大し、敵地内に深く進入することが可能となりました。続いて、さらに改良されたP-47Dは、高度9,200mで697km/hを

記録し、敵戦闘機との性能差をますます広げていきました。D型の中で、後方視界を改善するためレザバックの流線型胴体を廃止して、水滴型の風防にした機体は、P-47D-25以降のタイプで、最大速度は若干低下しましたが、極めてバランスのとれた戦闘機となり、排気タービン装備と相まって高空から、低空までの、あらゆる高度で高性能を発揮し、特に対地攻撃では猛威をふるいました。
《データ》(P-47D-25)乗員:1名、全幅:12.43m、全長:10.92m、全高:4.17m、翼面積:27.87m²、全備重量:6,623kg、エンジン:P&W R-2800-59、出力:2,300hp、航続距離:949km、最大速度:690km/h、固定武装:12.7mm機銃x8、爆弾:454kg爆弾x2

At the time Alexander Kartverti of Republic Aviation conceived the Thunderbolt in 1940, it seemed to go against nearly all the current norms in fighter design, which called for them to be lightweight, nimble and streamlined. The "Jug" was certainly none of these, being the largest and heaviest single-seat aircraft to see service in WWII. But its huge 2,000hp Pratt & Whitney R-2800 "Double Wasp" engine, coupled with a unique supercharging system, helped the aircraft overcome its portly fuselage and 6,124kg weight (13,500lbs.) to become the most-produced fighter in American history, with over 15,000 eventually being built.



Early Thunderbolts had a number of difficulties, but these were mostly overcome with the introduction of the P-47D. This upgrade introduced a water-methanol injection system for emergency power, a better supercharger installation, stronger tires and a "universal" wing which allowed the Jug to carry both bombs and drop tanks simultaneously. However, though tanks and other improvements did significantly increase the Thunderbolt's range, it was never able to escort U.S. bombers all the way to Berlin or beyond, a role in which the P-51 Mustang would eventually become famous.

In July of 1943, partway into the P-47D production run, the aircraft received its most visually significant modification -- the adoption of a bubble canopy. Previous

models had been sometimes called "razorbacks" due to the sharp dorsal ridge on the fuselage, but the P-47D-25 had a cut-down rear body to accommodate the new canopy. This change was immensely popular with pilots as it significantly improved rear visibility. At the same time, the P-47D-25 also received a new Hamilton Standard paddle-type propeller which boosted high altitude performance and climb rates.

It was in the last two years of the war that the P-47 really came into its own, establishing itself as one of the premier fighter-bombers of the war. An extremely fast and stable gun platform, Jugs flying at treetop level used bombs, rockets, and their eight Browning .50 cal. machine guns to wreak destruction on German targets throughout Europe, claiming nearly 100,000 railway cars, 70,000 trucks and 6,000 tanks destroyed by the war's end. Thunderbolts also served with distinction in the Pacific theater against Japan.

Data (P-47D-25)
Crew: 1; Wingspan: 12.43m; Length: 10.92m; Height: 4.17m; Wing Area 27.87m²; Loaded Weight 6,623kg; Engine: Pratt & Whitney R-2800-59 (2,300hp); Range: 949km; Max. Speed: 690km/h; Standard Armament: 8 x 12.7mm (.50cal.) machine guns, 2 x 454kg (1,000lb.) bombs





デカールをはってください。
 APPLY DECAL
 HEAR ABZIEHBILD
 APPLIQUER DECALCOMANIE
 APPLICARE DECALCOMANIE
 PONER CALCOMANIA
 貼上水印紙



穴をあけてください。
 OPEN HOLE
 ÖFFNEN
 FAIRE UN TROU
 FORO APERTO
 HACER AGUJERO
 開孔



どちらかを選んでください。
 OPTIONAL
 NACH BELIEBEN
 FACULTATIF
 FACOLTATIVO
 OPCIONAL
 可以選擇採用



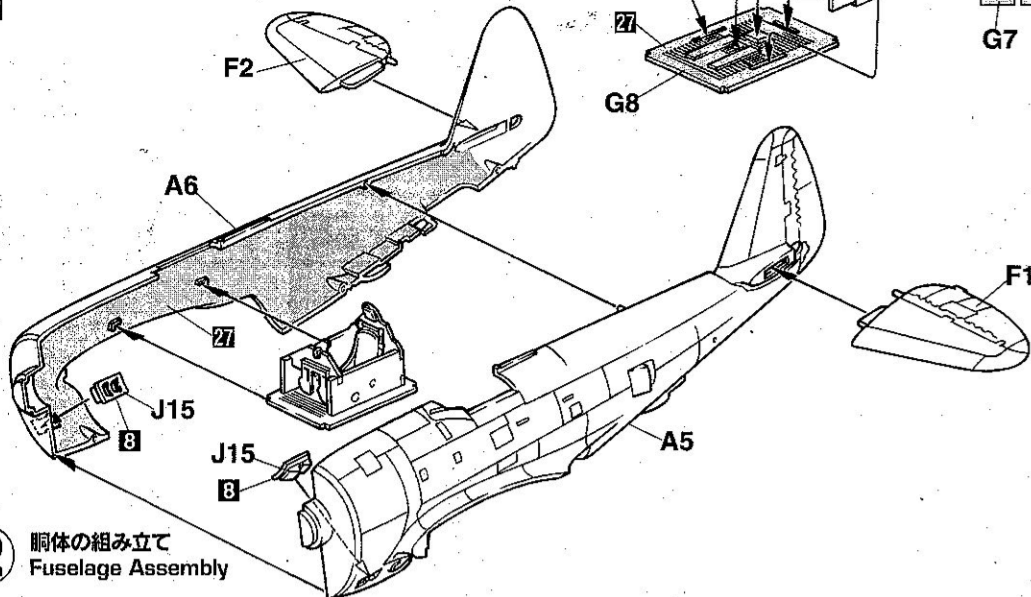
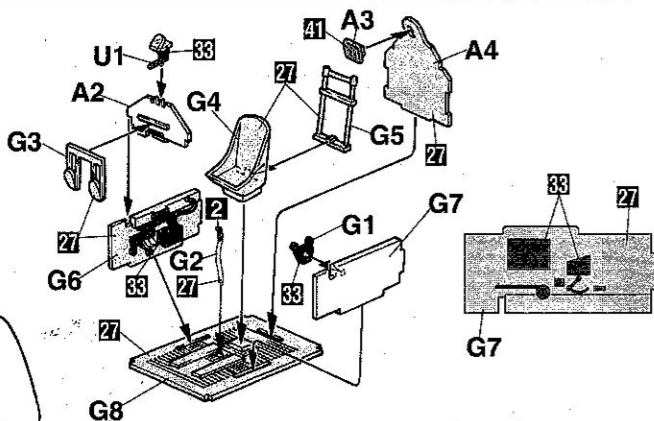
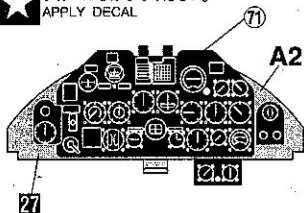
塗装図の番号です。
 PAINTING SCHEME NUMBER
 LACKIERSCHEMANUMMER
 NUMEROS DE LA LISTE DE PEINTURES
 NUMERO DELLO SCHEMA DI VERNICIATURA
 PINTAR ESQUEMA NUMERO
 這是塗裝圖的號碼



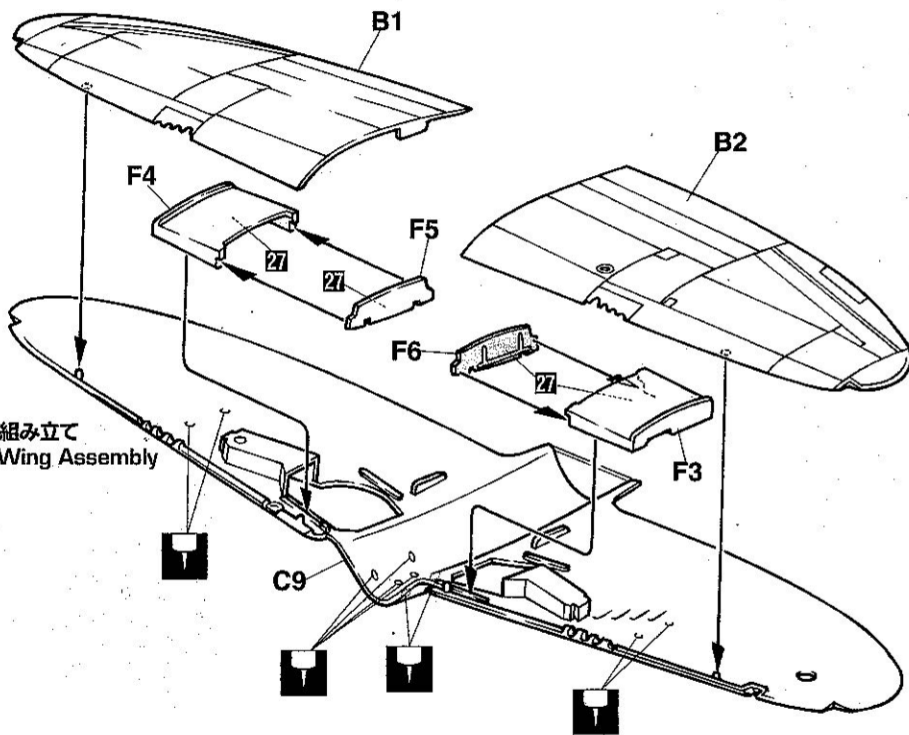
切り取ってください。
 REMOVE
 ENTFERNEN
 RETIRER
 SEPARARE
 CORTAR
 切去

1 コックピットの組み立て Cockpit Assembly

デカールをはってください。
 APPLY DECAL

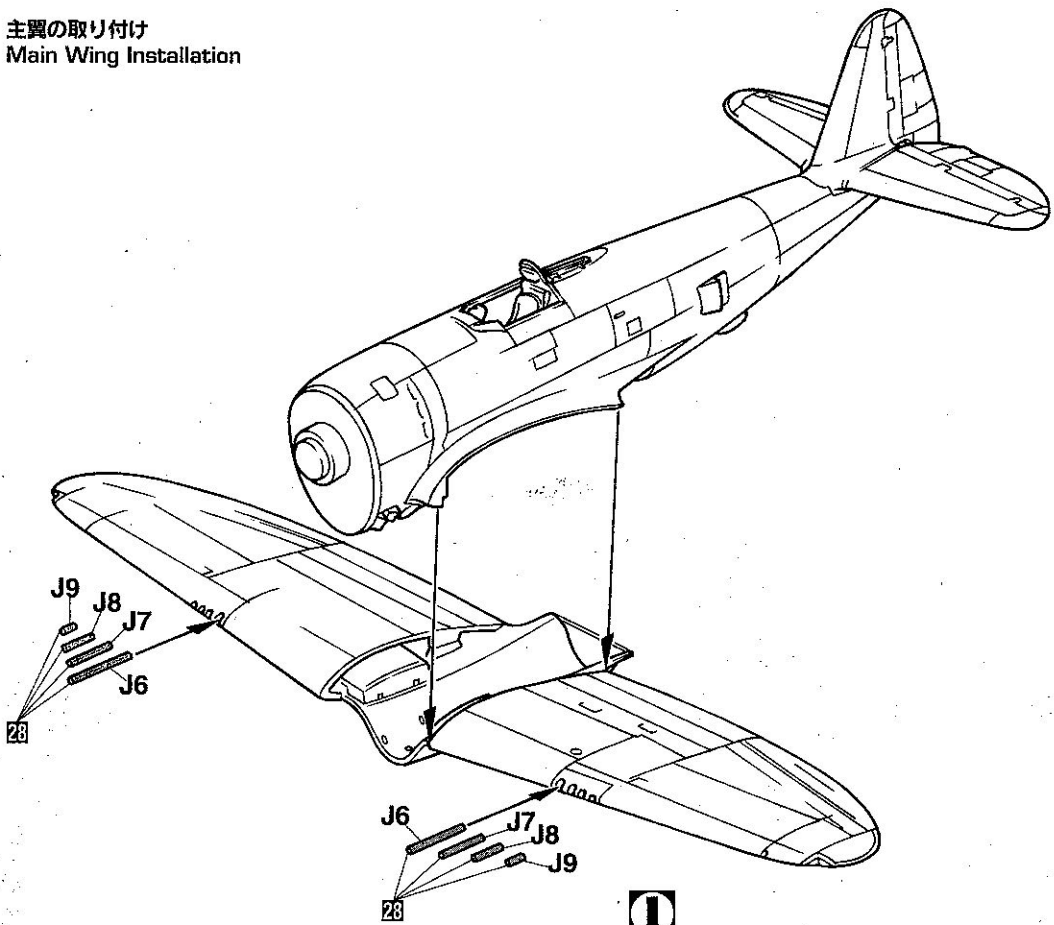


2 胴体の組み立て Fuselage Assembly

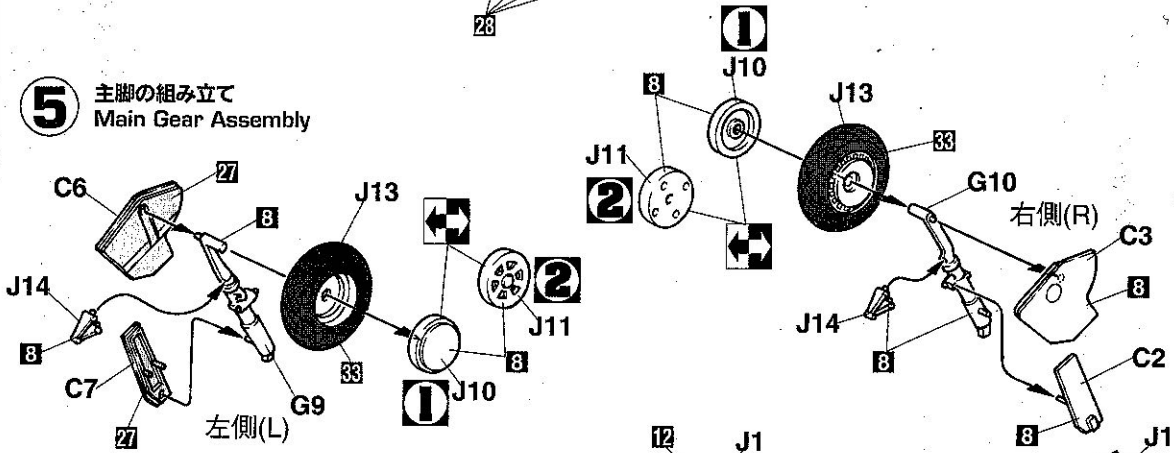


3 主翼の組み立て Main Wing Assembly

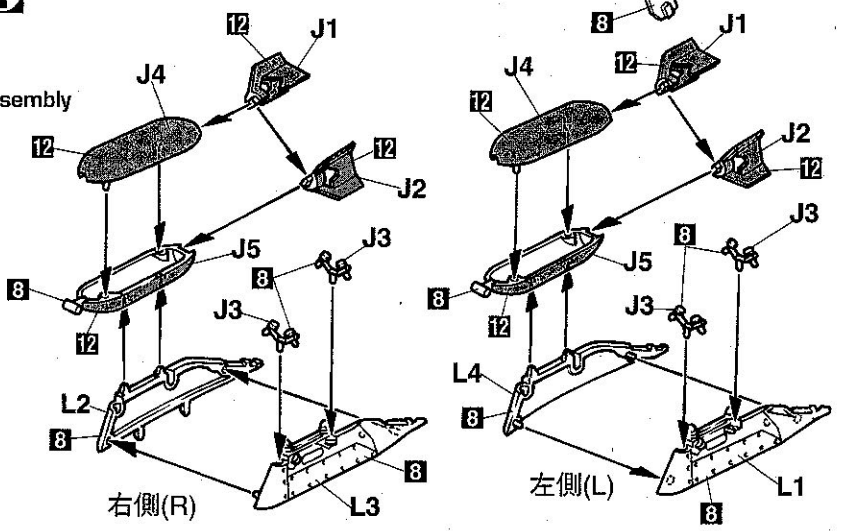
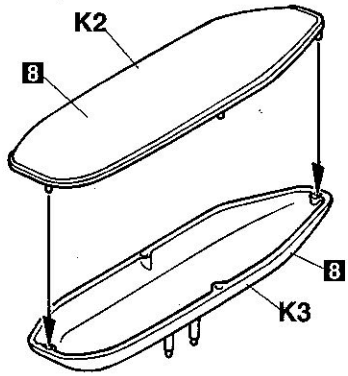
4 主翼の取り付け
Main Wing Installation



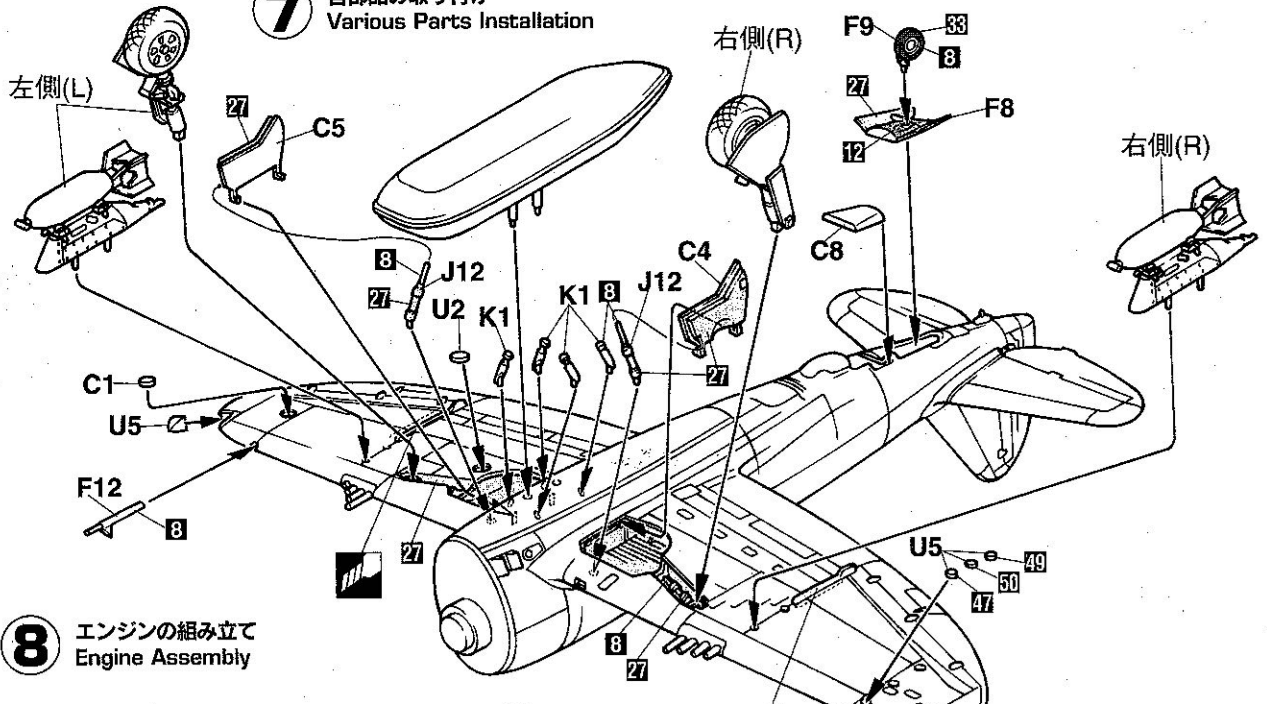
5 主脚の組み立て
Main Gear Assembly



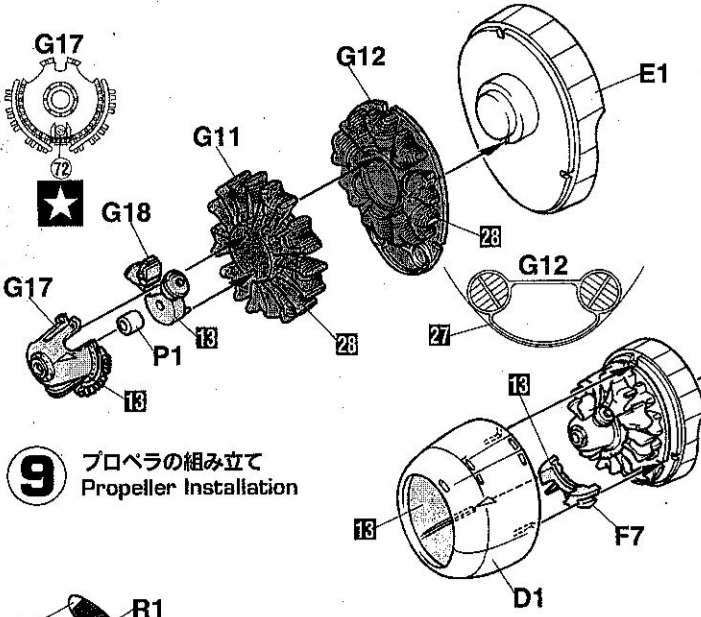
6 増槽と爆弾の組み立て
Auxiliary Fuel Tank & Bombs Assembly



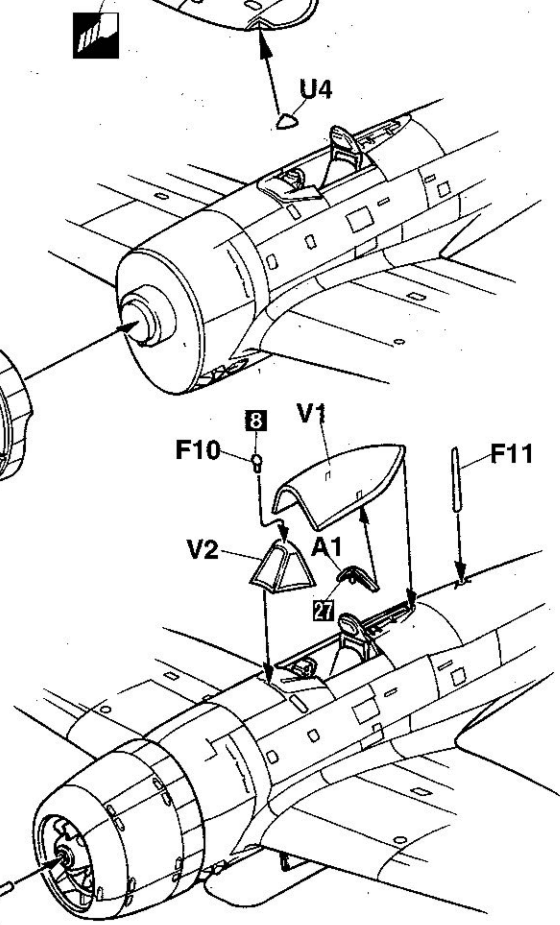
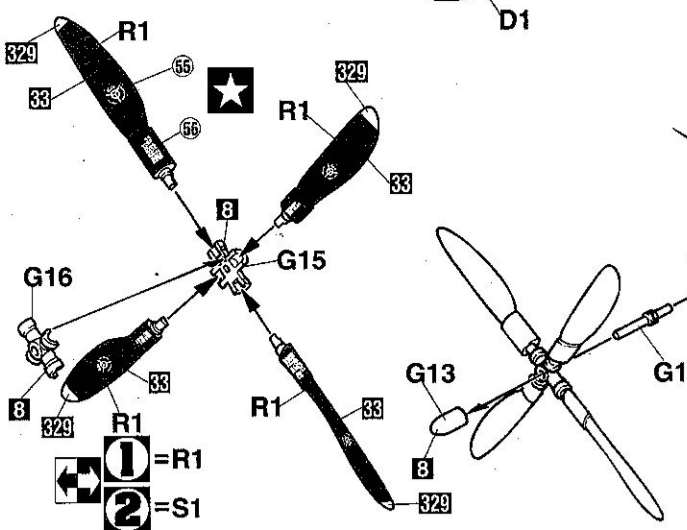
7 各部分の取り付け
Various Parts Installation

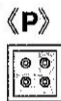
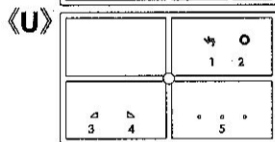
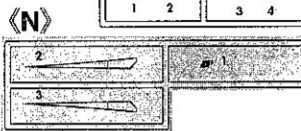
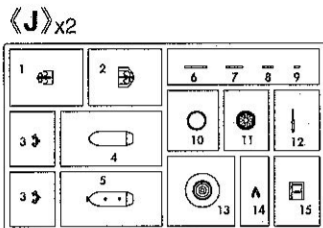
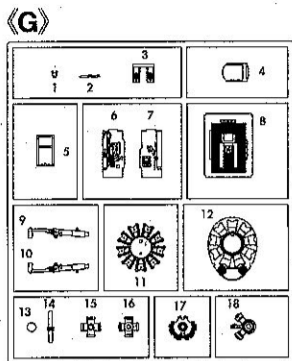
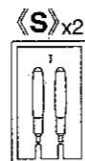
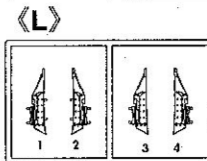
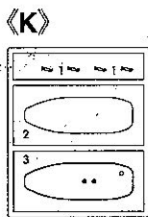
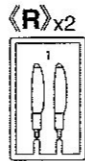
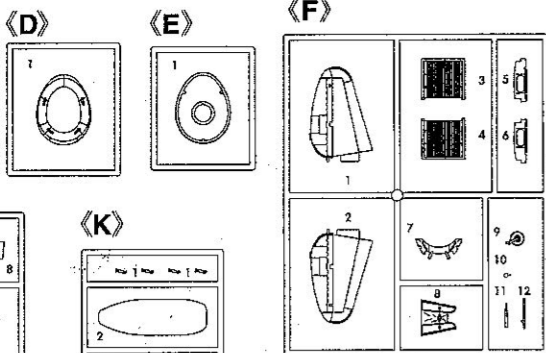
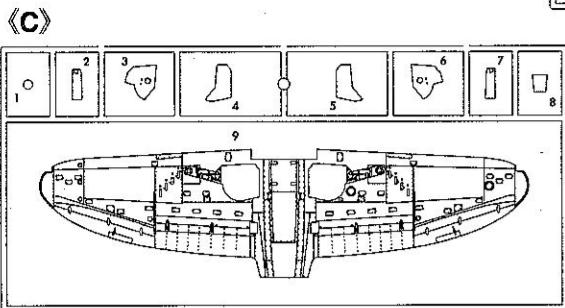
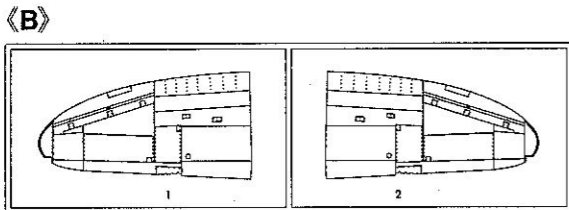
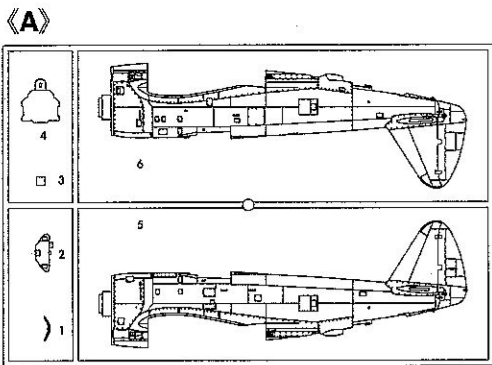


8 エンジンの組み立て
Engine Assembly



9 プロペラの組み立て
Propeller Installation





の部品は使用しません。
 Parts not for use.
 Teile werden nicht verwendet.
 Pièces à ne pas utiliser.
 Partii non per uso.
 Partes para no usar.
 不精要使用的部件

For Japanese use only.

■部品請求をなさる方は、あなたの氏名、住所、郵便番号、電話番号を
 ○でかこみ代金を現金書留または郵便小為替で当社サービス係ま
 でお申込みください。

— 部品請求カード —

JT40 1:48 P-47D-25 サンダーボルト

部品を紛失したり、破損なさった方は、このカードの必要部品を
 ○でかこみ代金を現金書留または郵便小為替で当社サービス係ま
 でお申込みください。
 (1,000円以下の部品請求には、切手で代用もできます。)

A 部品.....450円	L 部品.....250円
B 部品.....450円	N 部品.....300円
C 部品.....450円	J 部品(1枚毎).....350円
D 部品.....300円	R 部品(1枚毎).....250円
E 部品.....250円	S 部品(1枚毎).....250円
F 部品.....400円	U V 部品.....300円
G 部品.....400円	P 部品(ウレタン).....150円
K 部品.....350円	デカール.....650円

ART No. JT40

9606

上記の価格は予告なく変更する場合がありますのでご了承ください。

2	H[2]	ブラック (黒)	BLACK
3	H[3]	レッド (赤)	RED
8	H[8]	シルバー (銀)	SILVER
12	H[52]	オリーブドラブ (1)	OLIVE DRAB (1)
13	H[53]	ニュートラルグレー	NEUTRAL GRAY
27	H[58]	機体内部色	INTERIOR GREEN
28	H[18]	黒鉄色	STEEL
33	H[12]	つや消しブラック (黒)	FLAT BLACK
41	H[47]	レッドブラウン	RED BROWN
47	H[90]	クリアーレッド	CLEAR RED
49	H[92]	クリアーオレンジ	CLEAR ORANGE
50	H[93]	クリアーブルー	CLEAR BLUE
61	H[76]	焼鉄色	BURNT IRON
329		イエロー-FS13538	YELLOW

塗料指定の [] はグンゼ産業・Mr. カラー、H [] は水性ホビーカラーの番号です。
 このキットには接着剤は入っていませんので別にお求めください。

H [] in painting indication is the number of Gunze Sangyo Aqueous Hobby Color, while
 [] is that of Mr. Color. Glue is not included in this kit.

H [] bei Bemalungshinweisen ist die Nummer der Aqueous - Hobby - Color von
 Gunze Sangyo, während [] den Ton der Farbserie Mr. Color anzeigt. Im Bausatz ist
 kein Klebstoff enthalten.

Sur le guide de peinture, H [] correspond au numéro de couleur GUNZE SANGYO
 AQUEOUS HOBBY COLOR, alors que [] correspond à Mr. COLOR. La colle n'est
 pas fournie dans ce kit.

H [] nella indicazione della pittura è il numero della Gunze Sangyo del colore ad
 acqua per Hobby, mentre [] è quello di Mr. Color. La colla non è inclusa nella scatola
 di montaggio.

H [] en indicaciones de pintado. Este es el numero de Gunze Sangyo Aqueous
 Hobby Color, mientras [] es el de Mr. Color. El pegamento no esta incluido en el kit.

H [] 這個着色指示是代表都是出品水性模型漆的編號，而 [] 則代表都是出品
 的樹脂系模型漆的編號，這份零件並沒有包括膠水。

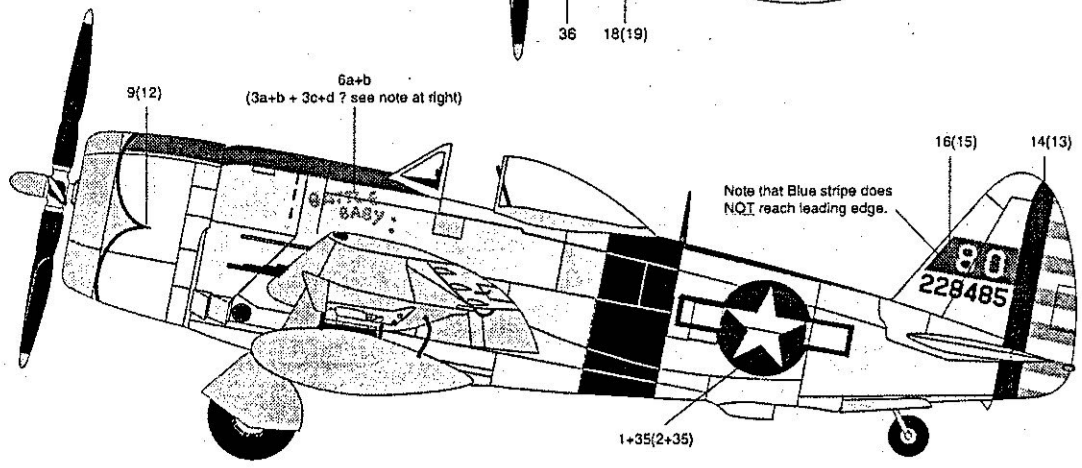
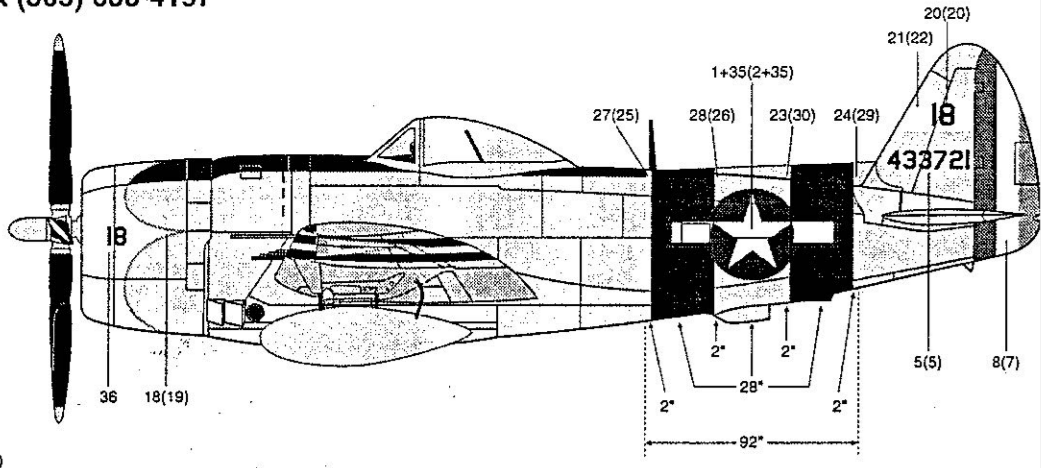
Aeromaster Decals™

JT157 1/48 P-47D THUNDERBOLT "PACIFIC JUG"
P-47D サンダーボルト"パシフィック ジャグ"

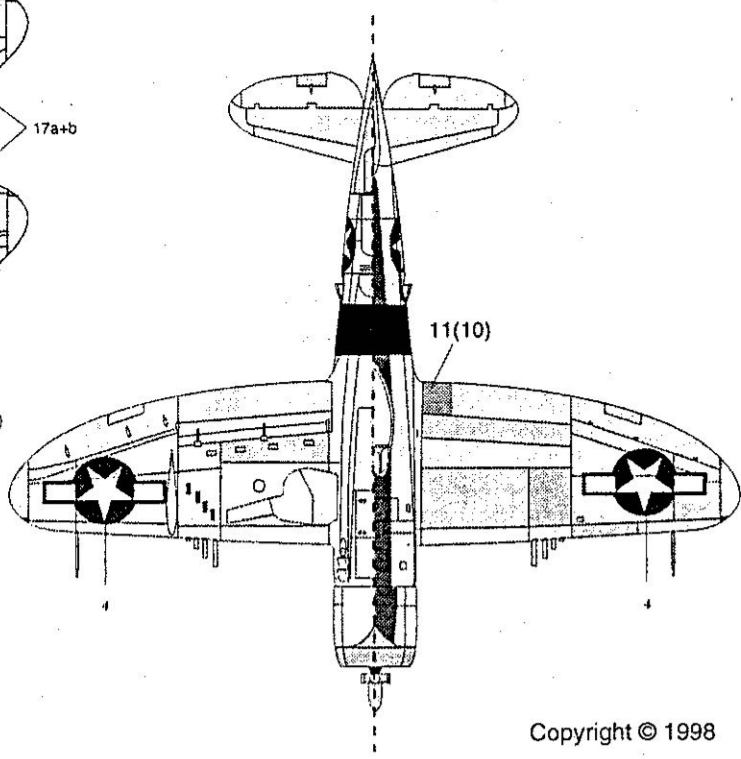

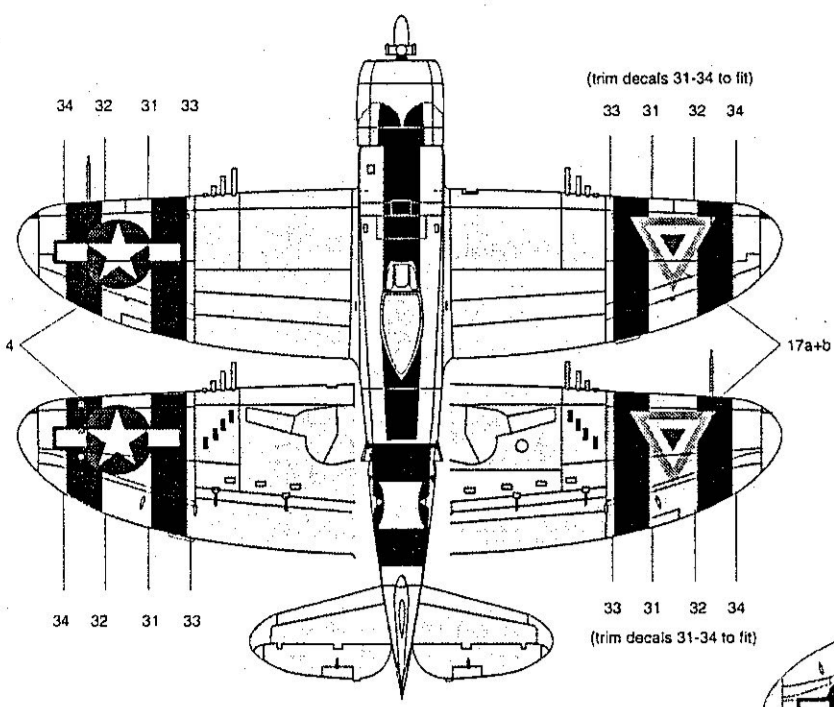


3615 NW 20th Ave • Miami, Florida 33142 • USA
Tel. (305) 633-7398 • Fax (305) 638-4197

Wing and fuselage Black bands are 28 inches (711.2 mm) wide each with 2 inches (50.8 mm) White edgings. The Black bands must be painted. The edgings are supplied, but must be trimmed to fit as they are applied.




Application of the nose art and kill markings to the starboard side could not be confirmed, therefore spare decals are provided for this purpose (items 3a+3b, 3c+3d).

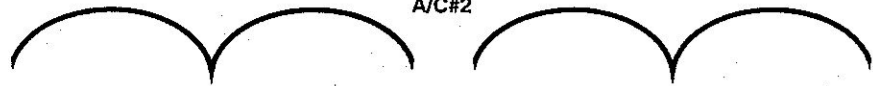


Note:
See fuselage view for explanation of band sizes.

Masking Pattern
for
A/C#1

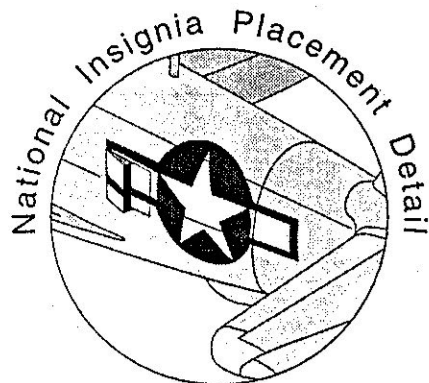


Masking Pattern
for
A/C#2



References:

1. Hagedorn, Dan. Republic P-47 Thunderbolt ... Latin American Air Forces Service.
3. Scale Aircraft Modelling, March 1992.
4. Various SAFO issues



A/C 1

P-47D Thunderbolt, Mexican Air Force, 201 Escuadron, attached to the USAAF 58th FG, Philippines, 1945. Aluminum with Black anti-glare panels, White nose "petal" outlined in Red and Black I.D. stripes outlined in White. No.18 was the only Esc. 201 P-47 known to have carried nose "petal" design in combat.

- アメリカ陸軍航空隊 第58戦闘航空団所属 メキシコ空軍 第201飛行隊 1945年 フィリピン
- 機体全面銀シルバー
- アンチグレアパネル 黒つや消し黒
- カウリングは白に赤のアウトライン
- 胴体、主翼に白いアウトラインの黒の味方機識別ストライプ
- 28inc. ... 1/48scale=14.8mm
- 塗料指定の黒はグンゼ産業・Mr.カラー

A/C 2

P-47D-28-RA, "BATTLE BABY". This Jug was finished in the standard scheme of Aluminum with an Olive Drab anti-glare panel. The cowl was Yellow with Black trim and the spinner was painted Yellow. A 30" Black stripe was carried on the fuselage. Application of the nose art and kill markings to the starboard side could not be confirmed, but spare decals are provided for this purpose.

- 機体全面銀シルバー
- アンチグレアパネル オリーブドラブ
- カウリングは黄に黒のアウトライン
- スピナー黄色
- 胴体に黒のストライプ
- 幅30inc. ... 1/48scale=15.9mm

P-47 General Stencils

