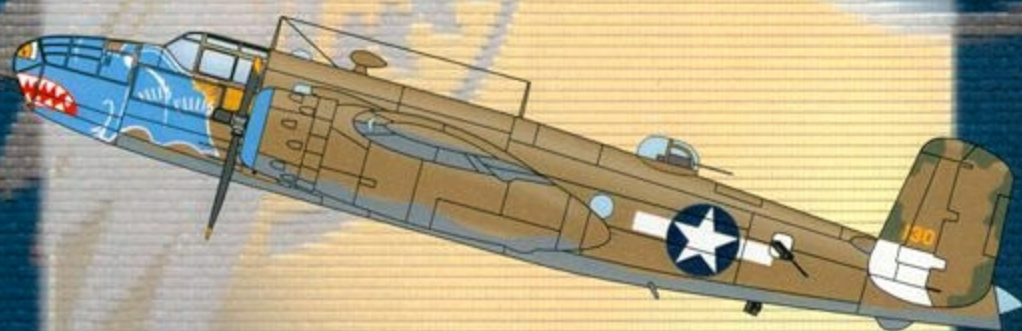
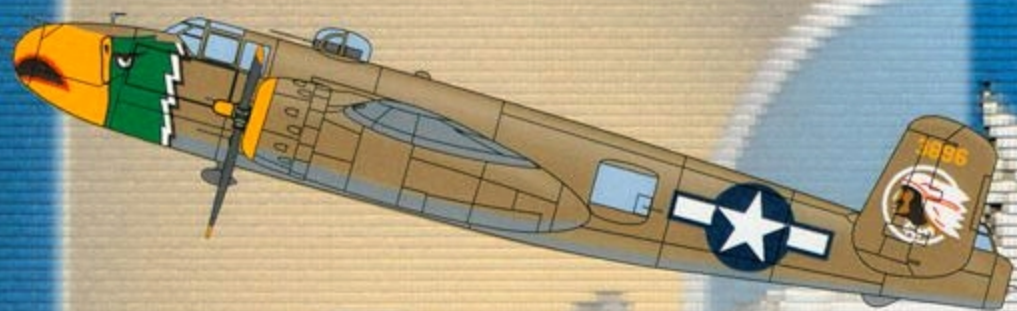


AeroMaster™

PRODUCTS

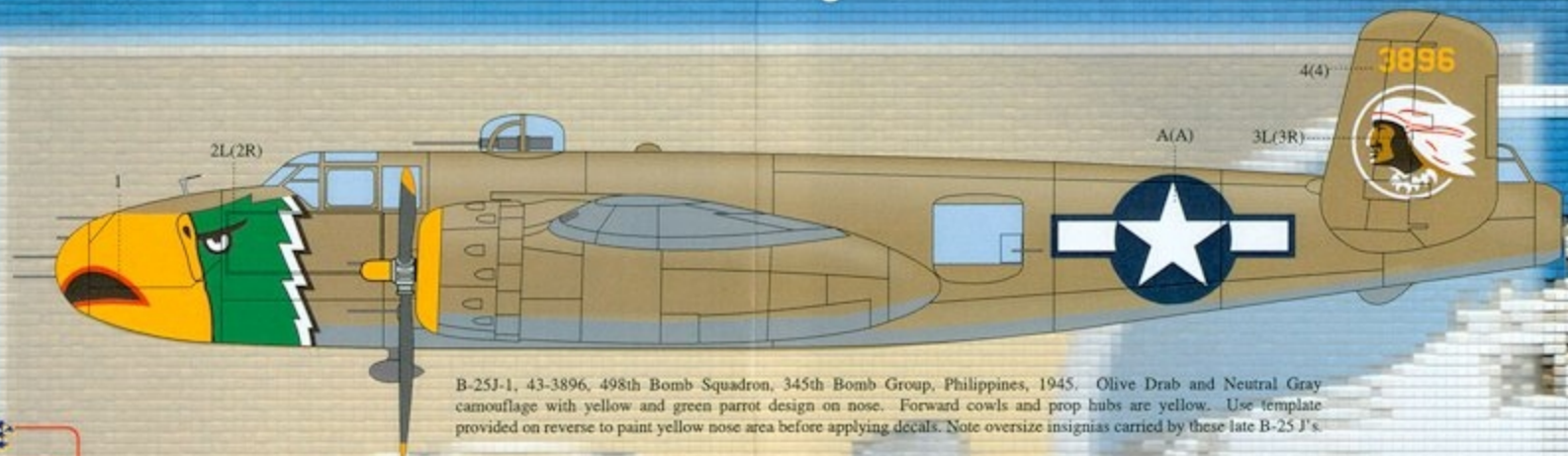
PL II
BEST SELLERS
Marauding Mitchells



Suggested Kit: Monogram/Revell/AccurateMiniatures B-25 Families.

Part II BEST SELLERS Marauding Mitchells

48-684



B-25J-1, 43-3896, 498th Bomb Squadron, 345th Bomb Group, Philippines, 1945. Olive Drab and Neutral Gray camouflage with yellow and green parrot design on nose. Forward cowls and prop hubs are yellow. Use template provided on reverse to paint yellow nose area before applying decals. Note oversized insignias carried by these late B-25 J's.



Modeller must paint. Right side may have had a complete White lower fin/rudder combination.

"Hell's Belles", B-25D-1, #41-30019. 499th Bombardment Squadron, 345th Bomb Group, Port Moresby, November 1943. Upper surfaces Olive Drab with Medium Green splotching on wings and tail surfaces, Neutral Gray undersides. Note replacement port rudder, leaving only a partial serial number. Medium blue cowl rings. Note plexiglas tail cone has been cut away, most likely to provide for fitting an additional hand-held machine gun. Aircraft had .50 caliber machine guns in small rear fuselage windows. Mask your canopy. Spray paint your Medium Blue color. Mask your cowling ring. Transfer the masking template to masking paper or whatever masking you use. Cut it and apply to the nose section following the instructions. Paint your Olive Drab and Neutral Gray colors. Remove the masking over the Medium Blue color. (Not your transparencies). Make sure the colors are glossy. Use your decal 7L and 7R to trim the Blue and the Olive Drab/Neutral Gray colors.



Recommended Blue
FS 36250