


48030

EARLY WEASELS F-4G WILD WEASELS



WW
AF 69
208





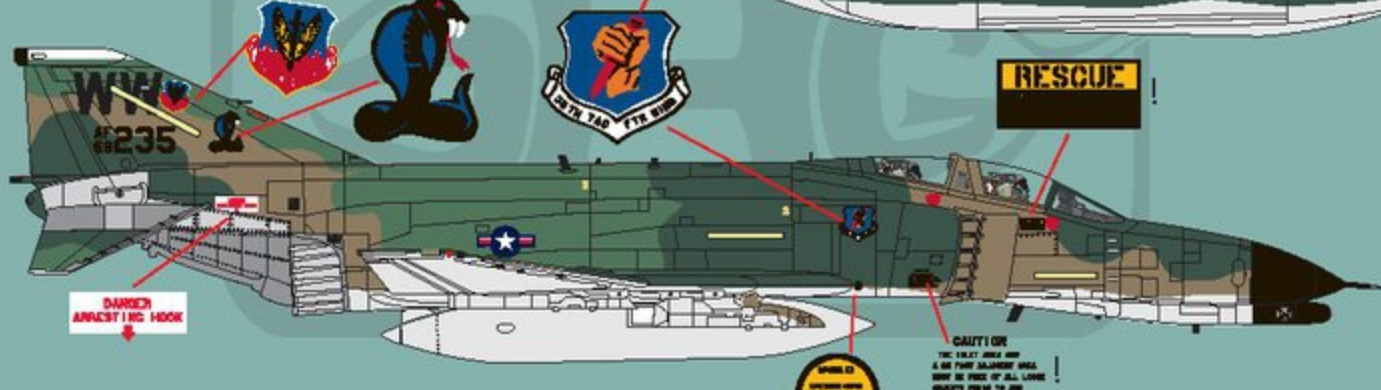
F-4G 69-7208 563rd Tactical Fighter Squadron
35th Tactical Fighter Wing
George AFB, California, May 1979



69-7208 was the 16th F-4G conversion delivered to the 35th TFW in 1978, and received special nose art to celebrate the event. This Phantom was covered in white maintenance stencils common to this era; use Speed Hunter Graphics sheet #48023 to finish off the markings for this Weasel Phantom. Decals at left denoted by a (!) symbol are included on the stencil decal sheet. Walkways were present, but there were no markings to outline them. Paint the upper half of the vertical stabilizer pod red. Paint canopy rails black.



F-4G 69-7235 39th Tactical Fighter Squadron
35th Tactical Fighter Wing
George AFB, California, October 1980



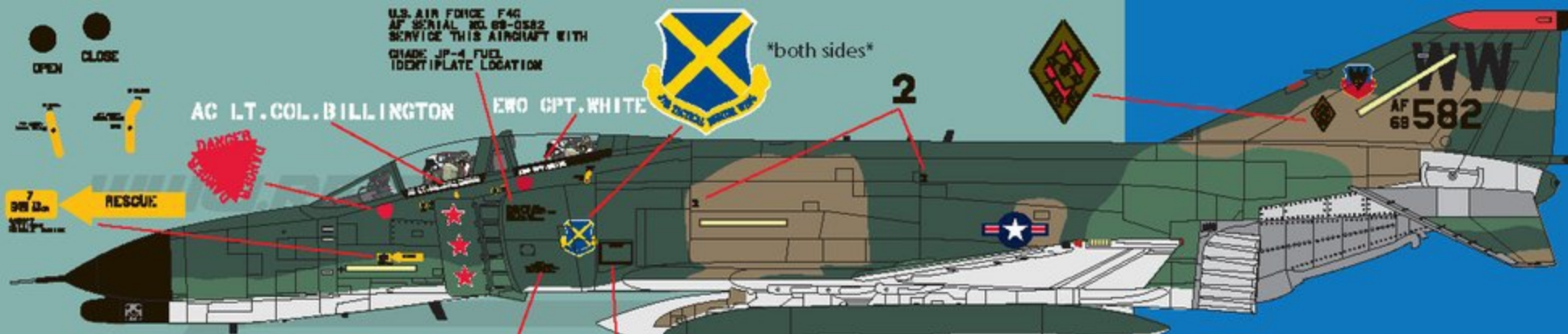
Prior to its conversion to F-4G, 69-7235 scored a kill against a MIG-21 in 1972 during the Vietnam War. It carried its red star on the intake fixed ramp even after its 'sex change' and reassignment to George AFB in 1979. This jet had black tailcodes and serial numbers, along with black maintenance/stencil markings. Paint the tip of the vertical stabilizer pod and each horizontal stabilator white. No crew names were present at this time. Notice that the TAC badge on the right vertical stabilizer is quite crooked!!!



F-4G 69-0270 563rd Tactical Fighter Squadron
37th Tactical Fighter Wing
George AFB, California, March 1982

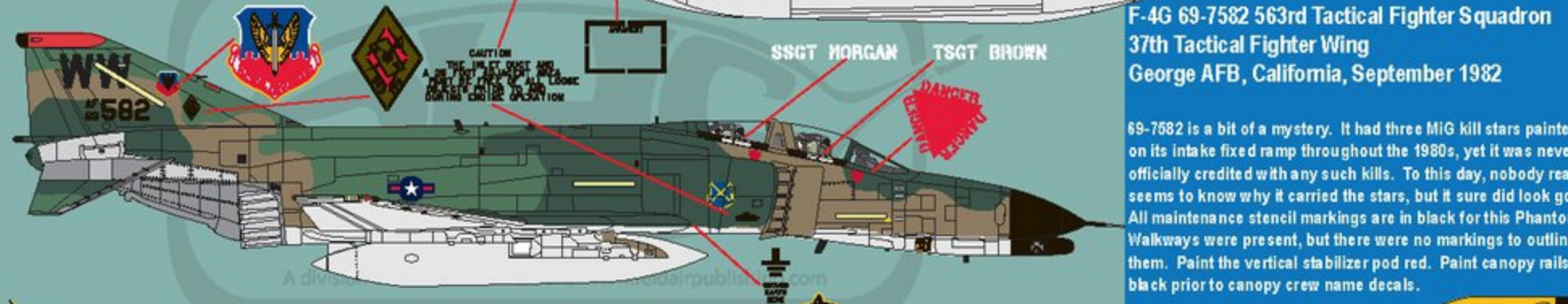


During the mid-1980s, the 37th Tactical Fighter Wing was in charge of all F-4G pilot and EWO training at George AFB, while the 35th TFW took control of combat-coded squadrons. This Phantom, assigned to the 563rd TFS, wore the flagship colors of the 37th TFW in 1982. It had black tailcodes and serials during this time. All maintenance stencils were in black. Use Speed Hunter Graphics sheet #48023 'Early Phantom Stencils' to complete this jet's markings. Decals at left denoted by a (!) symbol are included on the stencil decal sheet. Paint upper half of the pod on the vertical stabilizer red.



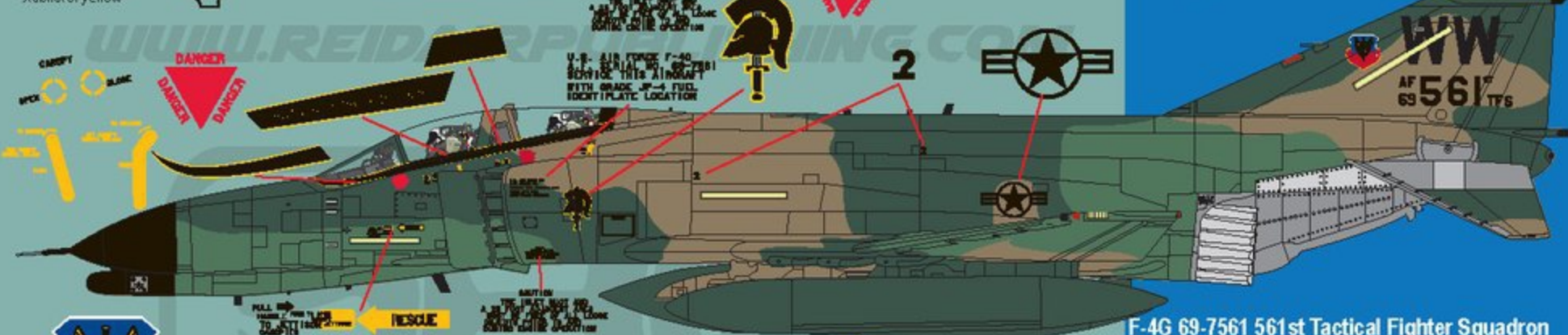
**F-4G 69-7582 563rd Tactical Fighter Squadron
37th Tactical Fighter Wing
George AFB, California, September 1982**

69-7582 is a bit of a mystery. It had three MIG kill stars painted on its intake fixed ramp throughout the 1980s, yet it was never officially credited with any such kills. To this day, nobody really seems to know why it carried the stars, but it sure did look good. All maintenance stencil markings are in black for this Phantom. Walkways were present, but there were no markings to outline them. Paint the vertical stabilizer pod red. Paint canopy rails black prior to canopy crew name decals.



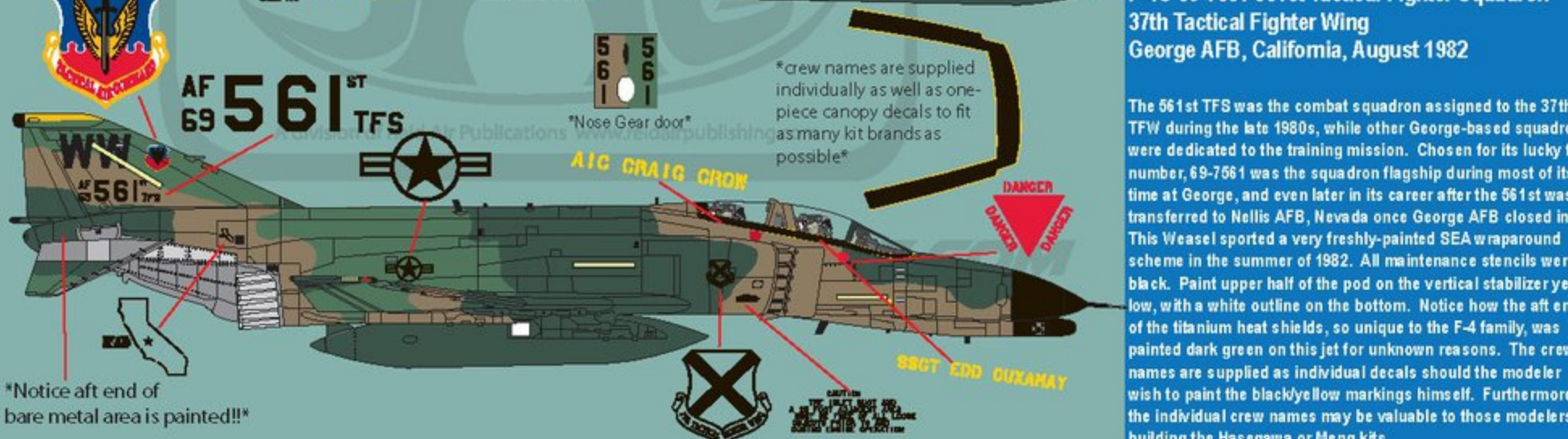
**F-4G 69-0245 561st Tactical Fighter Squadron
37th Tactical Fighter Wing
George AFB, California, December 1982**

Freshly painted in a SEA wraparound camouflage scheme by late 1982, this Weasel still had a mix of standard SEA weapons pylons, making for an interesting appearance. Black tailcodes and serial numbers were used, along with black maintenance/stencil markings. Paint the tip of the vertical stabilizer pod and each horizontal stabilator yellow. Notice again that the TAC badge on the right vertical stabilizer is quite crooked!!! Paint aft part of rear canopy black prior to decal application.



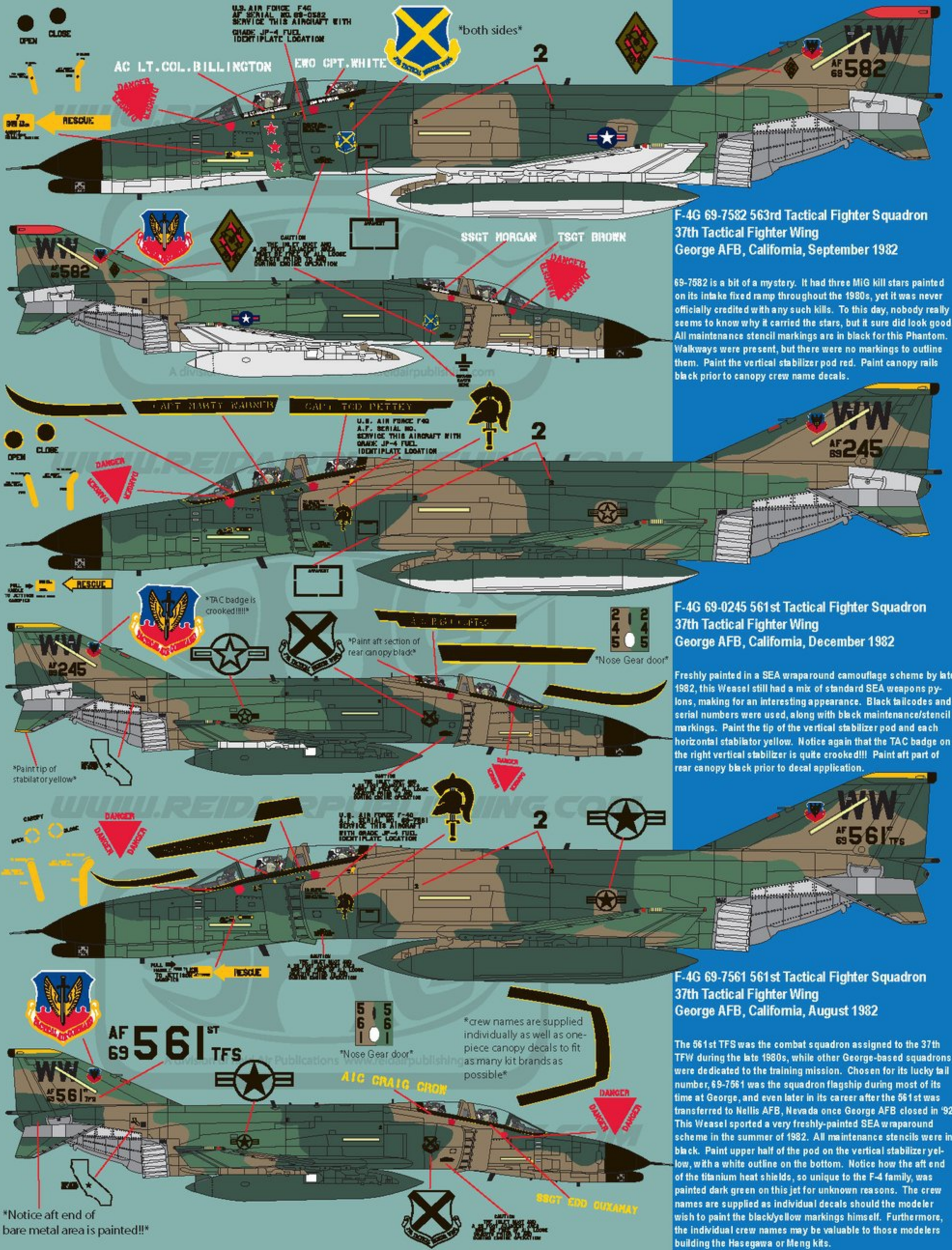
**F-4G 69-7561 561st Tactical Fighter Squadron
37th Tactical Fighter Wing
George AFB, California, August 1982**

The 561st TFS was the combat squadron assigned to the 37th TFW during the late 1980s, while other George-based squadrons were dedicated to the training mission. Chosen for its lucky tail number, 69-7561 was the squadron flagship during most of its time at George, and even later in its career after the 561st was transferred to Nellis AFB, Nevada once George AFB closed in '92. This Weasel sported a very freshly-painted SEA wraparound scheme in the summer of 1982. All maintenance stencils were in black. Paint upper half of the pod on the vertical stabilizer yellow, with a white outline on the bottom. Notice how the aft end of the titanium heat shields, so unique to the F-4 family, was painted dark green on this jet for unknown reasons. The crew names are supplied as individual decals to fit as many kit brands as possible. Furthermore, the individual crew names may be valuable to those modelers building the Hasegawa or Meng kits.



*Notice aft end of bare metal area is painted!!!

crew names are supplied individually as well as one-piece canopy decals to fit as many kit brands as possible



LT COL DETURK

MAJ MARINO

U.S. AIR FORCE F-4G
A.F. SERIAL NO. 69-7561
SERVICE THIS AIRCRAFT
WITH GRADE JP-4 FUEL
IDENTIPLATE LOCATION



RESCUE



ACC AIC CASTILLO

1957
7561
1957
7561
1957
7561
1957
7561
"Nose Gear door"

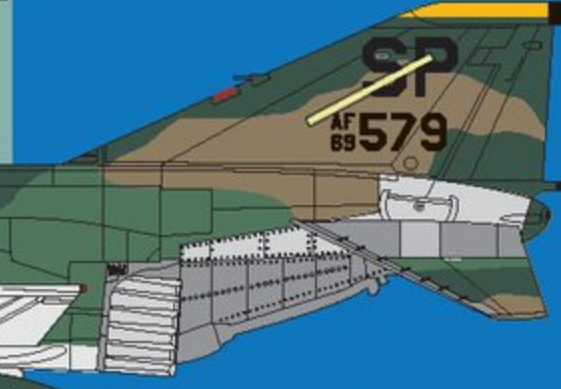
F-4G 69-7561 561st Tactical Fighter Squadron
37th Tactical Fighter Wing
George AFB, California, August 1986

By 1986, 69-7561 had been repainted in the new European One, or 'Lizard' scheme, consisting of two dark greens and a dark gray. The 'WW' tailcodes and serials were shadowed in white, which looked fantastic against the dark paint scheme. Paint the upper half of the pod on the vertical stabilizer yellow, with a white outline on the bottom. All maintenance stencil markings were black on this Phantom. Walkways were outlined in a thin black line.



RESCUE

U.S. AIR FORCE F-4G
A.F. SERIAL NO. 69-0283
SERVICE THIS AIRCRAFT
WITH GRADE JP-4 FUEL
IDENTIPLATE LOCATION



F-4G 69-7579 81st Tactical Fighter Squadron
52nd Tactical Fighter Wing
Spangdahlem Air Base, Germany, May 1981

69-7579 was among the first handful of the new F-4G Weasels delivered to the 52nd TFW in Germany, which would handle all SEAD needs within USAFE from this time period through to today. This Phantom, despite being relatively fresh from the conversion line at Ogden, Utah, had a very weathered paintjob, with fading, touch ups, and scratching present all around the airframe but especially near the cockpit. Use Speed Hunter Graphics sheet #48023 'Early Phantom Stencils' to complete this jet's markings. Paint tip of vertical stabilizer, left side of nose gear door, and left sides of canopy rails gloss yellow. Notice mismatched external fuel tanks on this jet when photos were taken.



paint gloss yellow

5
7
9
0
"Nose Gear door"

CAUTION
THE GREAT HOLE AND
A 30 FOOT HOLE IN THE
MAY BE MADE BY ALL LAWS
BEFORE PROCEED TO THE
REAR ENGINE PROVISION



DANGER

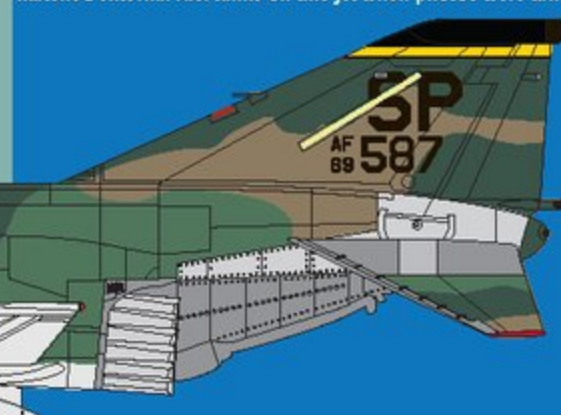
CAPT MARTEN

LT WHITE

U.S. AIR FORCE F-4G
A.F. SERIAL NO. 69-0283
SERVICE THIS AIRCRAFT
WITH GRADE JP-4 FUEL
IDENTIPLATE LOCATION



2



F-4G 69-7587 81st Tactical Fighter Squadron
52nd Tactical Fighter Wing
Spangdahlem Air Base, May 1984

There was quite a bit of shuffling of jets from one Weasel squadron to another. This F-4G was a recent addition to the 52nd TFW in early 1984, having been transferred from the 563rd TFS at George AFB. All of the 563rd squadron and wing badges were hastily painted over in slightly darker shades of paint. The tips of the horizontal stabilizers remained red. Paint the top of the vertical stabilizer black prior to yellow tailflash decal application. This jet had walkway areas that were outlined in black. Maintenance stencils were black on this Phantom. Decals are supplied for the yellow w/black trim canopy markings and crew names. Apply the names over the canopy rail decals, or the modeler can paint those markings himself should he choose to.



paint tip red

RESCUE

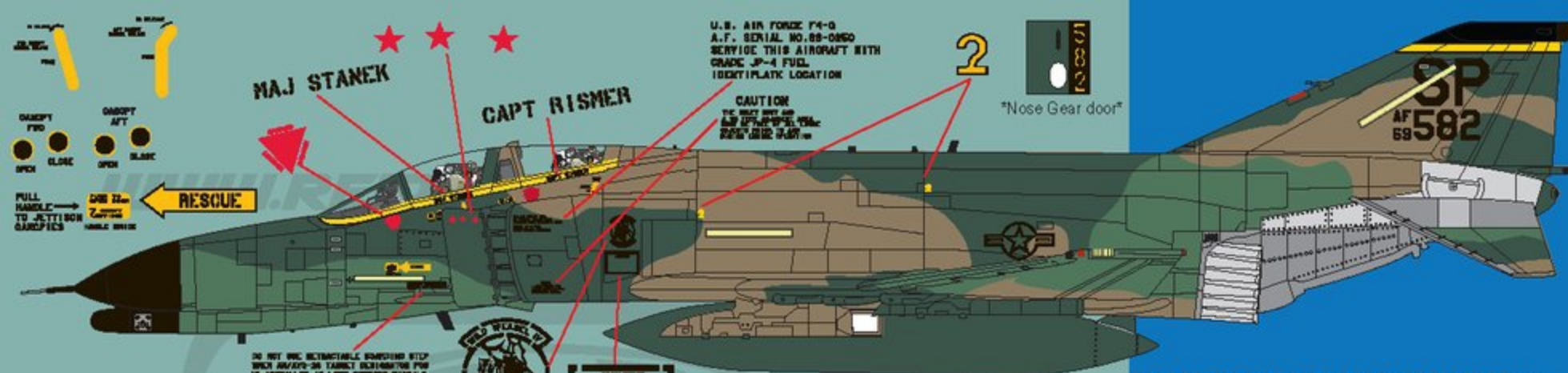
CAUTION

SRA PARK

SSGT GORLAN



CAUTION



**F-4G 69-7582 81st Tactical Fighter Squadron
52nd Tactical Fighter Wing
Spangdahlem Air Base, Germany, May 1984**

69-7582 was transferred from George AFB to Spangdahlem AB by 1984, and the 52nd TFW had the same confusion about the three red kill markings as the 37th TFW. The kill markings would remain on this jet for several more years to come, including after its repaint into the later Hill Gray paint scheme of the late 1980s. This jet had black maintenance markings except those noted, and carried dark gray walkway markings. Paint tip of vertical stabilizer black prior to yellow/black tailflash decal.



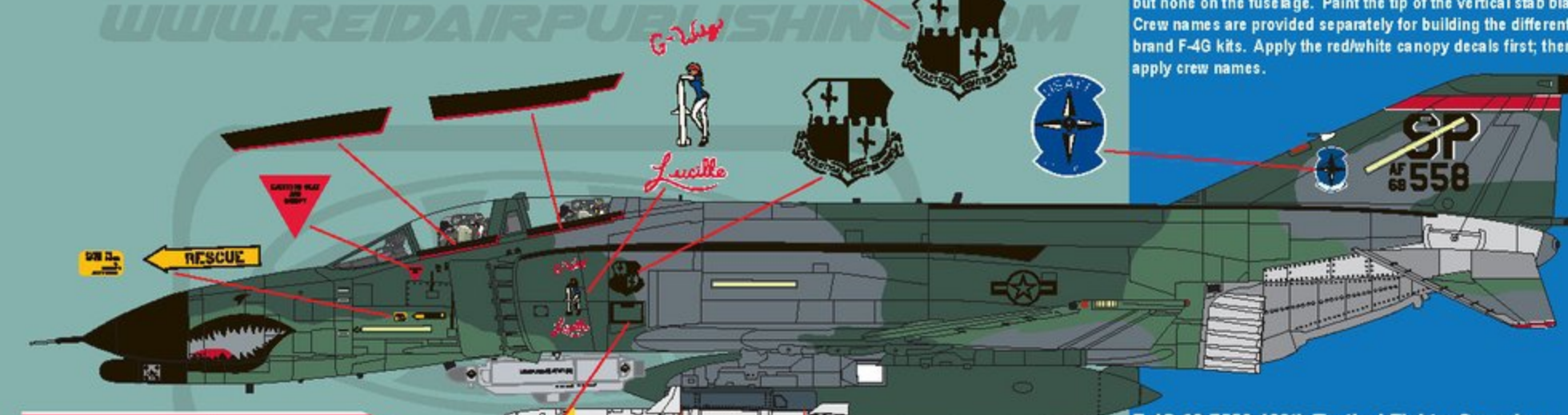
**F-4G 69-0250 480th Tactical Fighter Squadron
52nd Tactical Fighter Wing
Spangdahlem Air Base, Germany, June 1987**

By the late 1980s, the Phantoms assigned to Spangdahlem AB were known for their fearsome sharkmouths that began to appear as jets were repainted in the later Euro One camouflage pattern. However, 69-0250 was one of the last jets to remain in the SEA wraparound and managed to score a sharkmouth of its own, and was one of only a couple wraparound jets that did. Interestingly, this Phantom had a borrowed radome from a different Phantom. Notice the different colors of the mouth and the paint. This jet had very dark gray walkways on top of each intake but none on the fuselage. Paint the tip of the vertical stab black. Crew names are provided separately for building the different brand F-4G kits. Apply the red/white canopy decals first; then apply crew names.

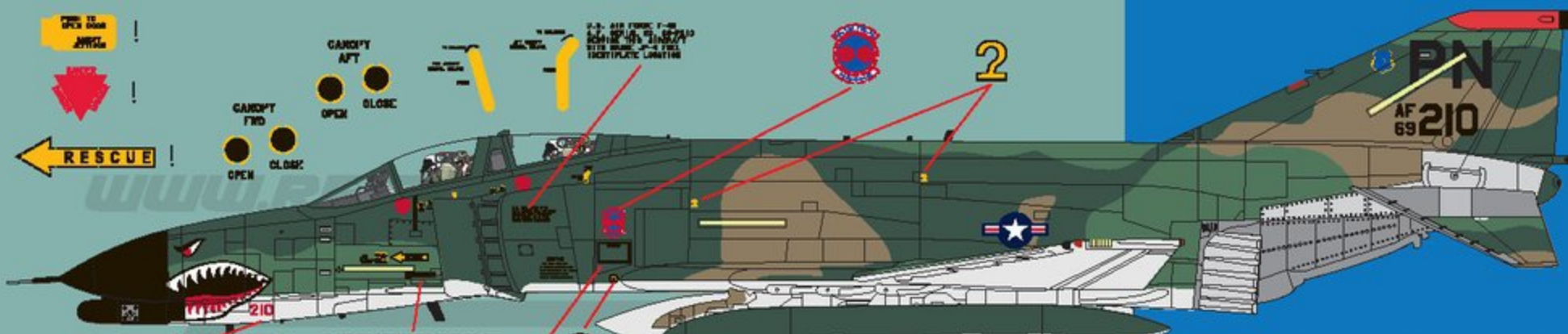


**F-4G 69-7558 480th Tactical Fighter Squadron
52nd Tactical Fighter Wing
Spangdahlem Air Base, August 1987**

69-7558 was specially marked for Sure Fire '87, an exercise held in July 1987 for NATO and USAF squadrons. It wore the familiar sharkmouth found on all Spangdahlem-based F-4s in the European One camouflage, in addition to artwork on the left intake shoulder and special 'Sure Fire '87 badge and tailflash. This Phantom is unique in that it had only one red ejection seat triangle, no canopy control markings, nor very little maintenance stencil markings on the airframe. It had very freshly applied camouflage paint and solid black walkway markings. Very few maintenance stencils were present.



Trim decal for a perfect fit



F-4G 69-7210 90th Tactical Fighter Squadron
3rd Tactical Fighter Wing
Clark Air Base, Philippines, June 1981



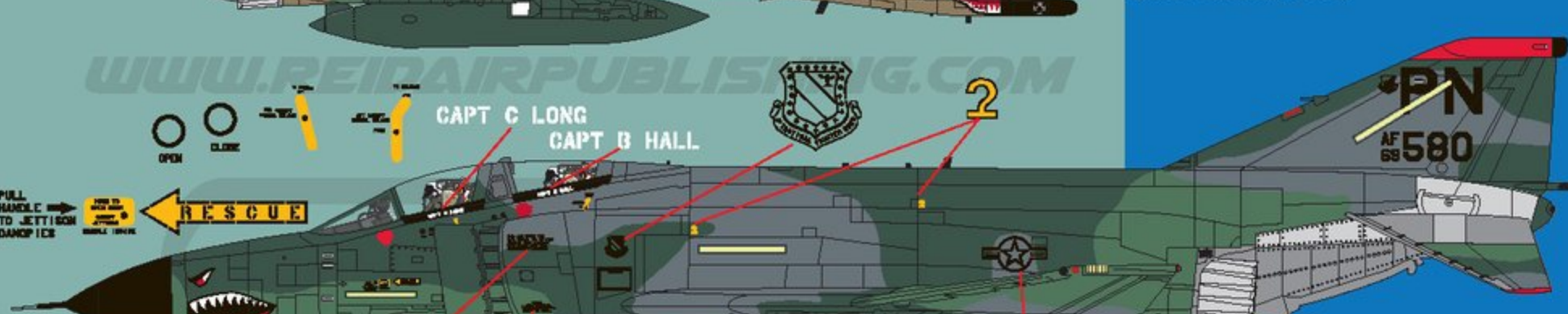
Handling Weasel duties in the Pacific Air Forces was the 3rd Tactical Fighter Wing at Clark Air Base. Flying a combination of F-4Es and F-4Gs, each of the Phantoms assigned to the giant Wing had a fearsome shark's mouth painted on its nose. This Phantom had a mix of black and yellow maintenance stencils applied. Use Speed Hunter Graphics sheet #48023 for those decals. Decals at left with an "I" next to them are located on that sheet. Paint the vertical stabilizer antenna pod red.



F-4G 69-7211 90th Tactical Fighter Squadron
3rd Tactical Fighter Wing
Clark Air Base, Philippines, May 1983



Another Weasel from the 90th TFS is 69-7211. This jet is sporting the newer SEA wraparound scheme with all black stencils and maintenance markings. Notice this jet uses unique US insignia on the wings and fuselage. Also of note, while this jet uses the same sharkmouth as its brother above, the eyes of 7211 are rotated further down and angrier looking than on 7210. Paint the tip of the vertical stabilizer red.



F-4G 69-7580 90th Tactical Fighter Squadron
3rd Tactical Fighter Wing
Clark Air Base, Philippines, September 1988



By the mid 1980s, the 90th Weasel community, along with Phantoms USAF-wide, had begun to receive jets painted in the Euro 1 camouflage scheme, which consisted of a dark gray to replace the tan used previously. While most jets in the 90th retained full color PACAF, wing, and squadron badges, this Weasel Phantom wore toned down black badges. Except for the hoist markings shown at left, all maintenance stencils were in black. Paint the pod on the vertical stabilizer and the tips of the horizontal stabs red.

