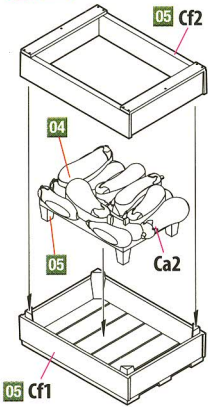


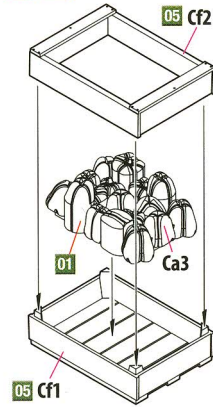
VEGETABLES & WOODEN CRATES

INSTRUCTIONS

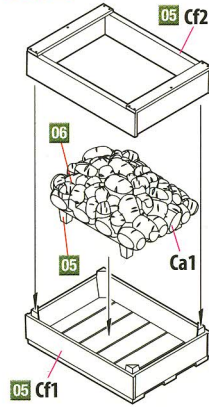
1 x2 Eggplant



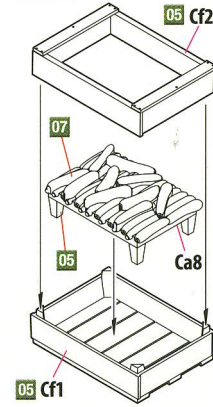
2 x2 Bell pepper



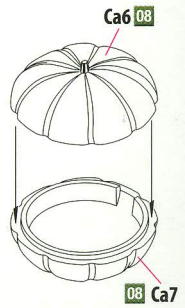
3 x2 Potatoes



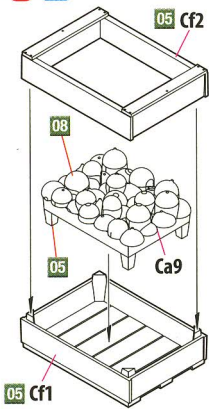
4 x2 Cucumber



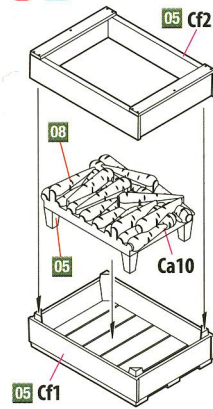
9 x2 Pumpkin



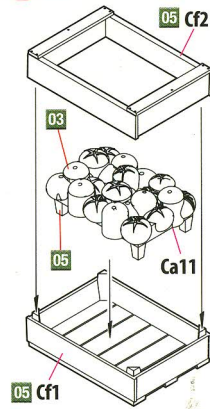
5 x2 Onion



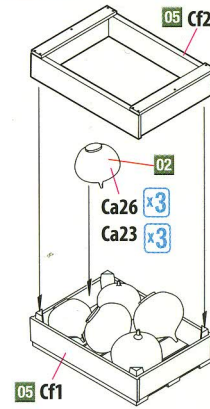
6 x2 Carrot



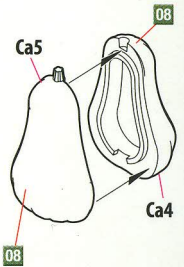
7 x2 Tomato



8 x2 Beet



10 x2 Pumpkin



06 x12 Potatoes

- Ca12
- Ca13
- Ca14
- Ca15
- Ca16
- Ca17

- 03 x6 Tomato
- Ca20
- Ca21
- Ca22

- 04 x6 Eggplant
- Ca30
- Ca24

- 01 x6 Bell pepper
- Ca18
- Ca19

- 08 x6 Carrot
- Ca29
- Ca31
- Ca32

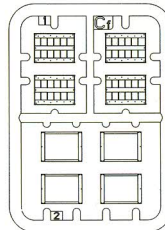
- 07 x6 Cucumbers
- Ca27
- Ca28

11 x2



PARTS

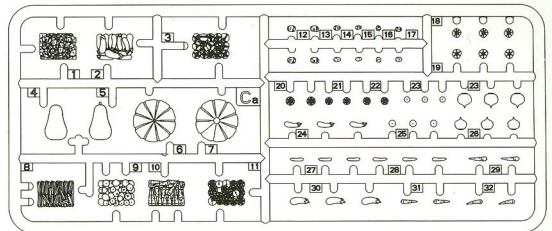
Cf x4



x2

MAKE 2 pcs
2 TEILE FERTIGEN
EFFECTUER 2 PIECES
FARE DUE PEZZI
TEE 2 KPL
GOR 2 ST
ПОВТОРИТЬ ДВА РАЗА
КІЛЬКІСТЬ РАЗІВ

Ca x2



COLOR CHART

Nº	Color	Vallejo	Mr. Color	AK RC	Mission Models	AMMO MIG	Tamiya	Color name
01	Yellow	71.078	C-004	RC-007	MMP-041	A.MIG-0125	XF-03	Yellow
02	Braunviolett	70.812	C-121	RC-323	MMP-052	A.MIG-0255	XF-64	Braunviolett
03	Red	71.003	C-003	RC-006	MMP-003	A.MIG-0049	XF-07	Red
04	Violet	70.960	C-067	RC-045	MMP-121	A.MIG-0126	X-16	Violet
05	Wood	70.976	C-043	RC-030	MMP-076	A.MIG-0037	XF-79	Wood
06	Sand	71.106	C-039	RC-075	MMP-086	A.MIG-0222	XF-59	Sand
07	Green	71.095	C-136	RC-047	MMP-009	A.MIG-0060	XF-05	Green
08	Orange	70.851	C-059	RC-009	MMP-005	A.MIG-0129	X-06	Orange

1:35

35629

