

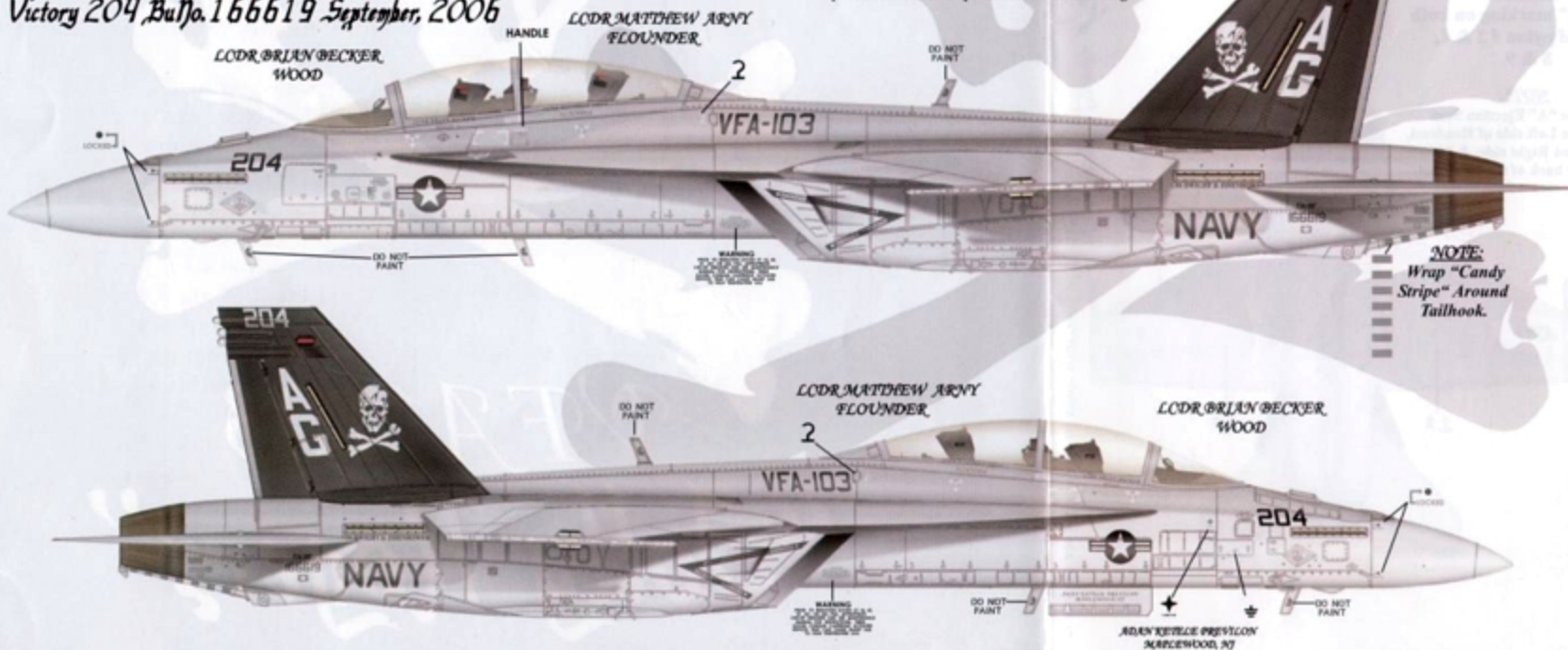
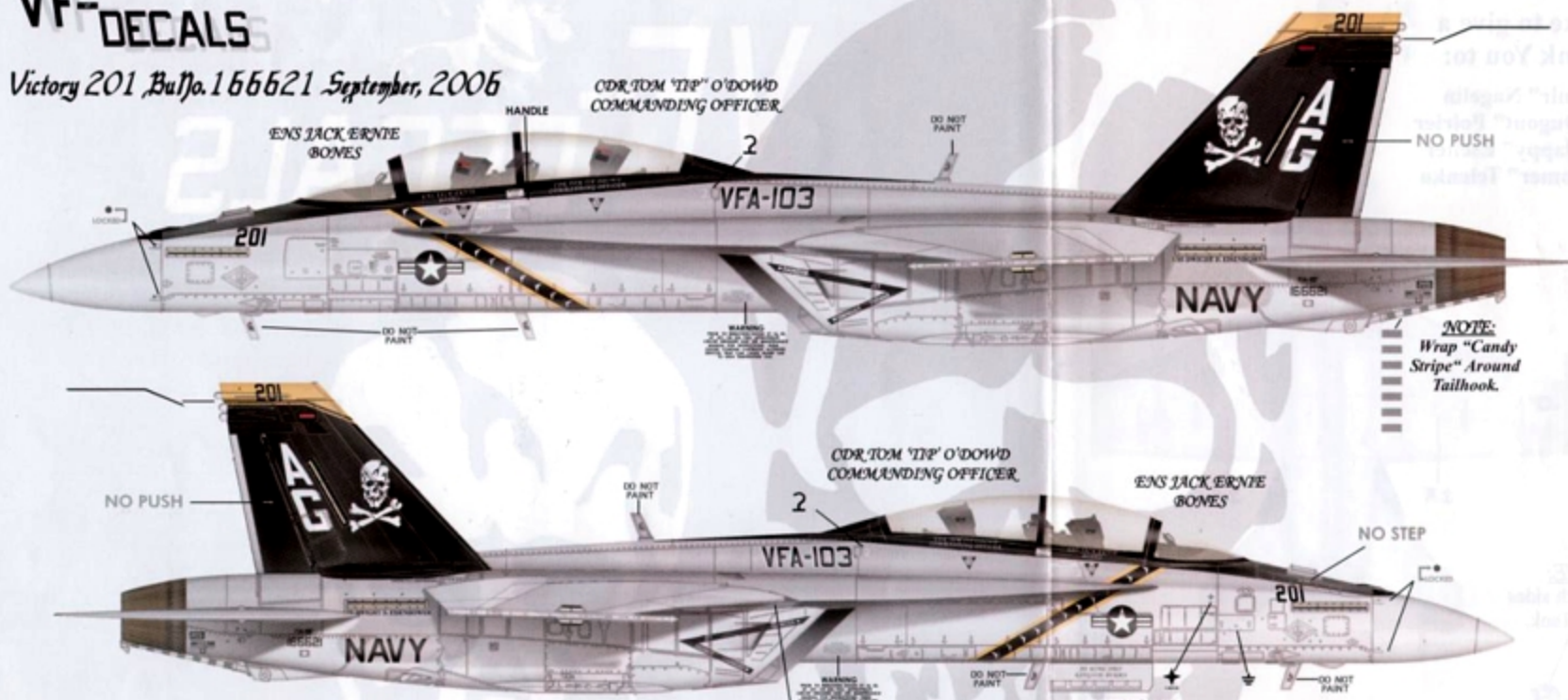


VF VF DECALS
PRESENTS



VFA-103
"Jolly Rogers"

VFA-103 "Jolly Rogers"



★ NOTES ABOUT DECALS:

1. Ejection Triangles, Intake Markings, and "Beware Of Blast" along with "Danger Arresting Hook" markings for "Victory 201" are all 2 piece decals!
2. All "Formation Lights" are 2 piece decals. Also watch the direction of black stripe decal for nose formation light, as that goes on the bottom of it "Not The Top"!
3. Look at placement for "Ejection Seat" markings. Look at the profiles and use your reference for exact placement.

★ NOTES ABOUT AIRCRAFT:

1. These are LOT 26 Jets and have ACS equipped cockpits.
2. Trailing edge of "Rudders" are to be painted FS.36375 also known as Light Ghost Grey.

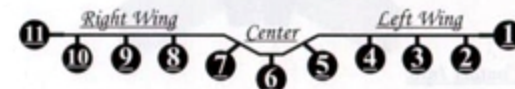
★ NOTES ABOUT LOAD OUT:

1. VFA-103 have flown and are flying with a couple of different load outs and those are as follows:

AIM-9X on Station # 1 or 11
 GBU-12 on Station # 3 & 9
 GBU-38 on Station # 4
 ATFLIR on Station # 5
 Fuel Tank on Station # 6 & 8
 OR



AIM-9X on Station # 1 or 11
 GBU-38 on Station # 4 & 9
 GBU-12 on Station # 3
 ATFLIR on Station # 5
 Fuel Tank on Station # 6 & 8
 OR

AIM-9X on Station # 1 or 11
 Fuel Tank on Station # 4 & 8

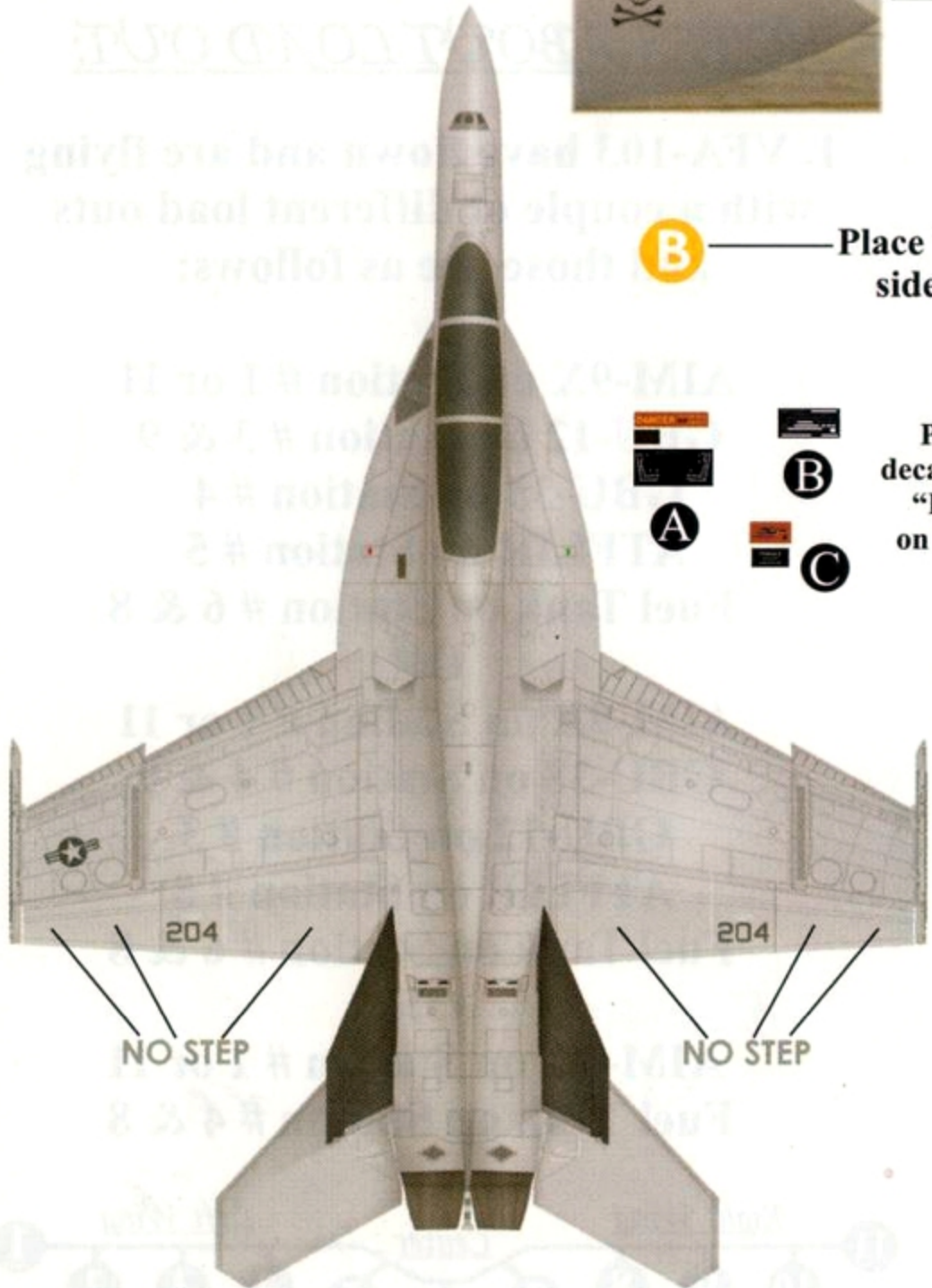


We would like to give a Special Thank You to:

LT Tom "Samir" Nagelin
 LTJG Daniel "Dugout" Poirier
 LT Charlie "Nappy" Escher
 LT Dominic "Gomer" Telenko



NOTE:
 Put on both sides
 of Fuel Tank.



B Place "B" marking on both sides of pylon # 3 & 4, 8 & 9.



NOTE:
 Place "A" Ejection Seat decal on Left side of Headrest, "B" on Right side, & "C" on the back of the Headrest.

Contact Info.

Brian Marbrey
 430 Andromeda Rd
 Huntsville, AL 35803
 USA

Phone: (256)426-7511

Visit Us On The Web At: WWW.VFDECALS.COM