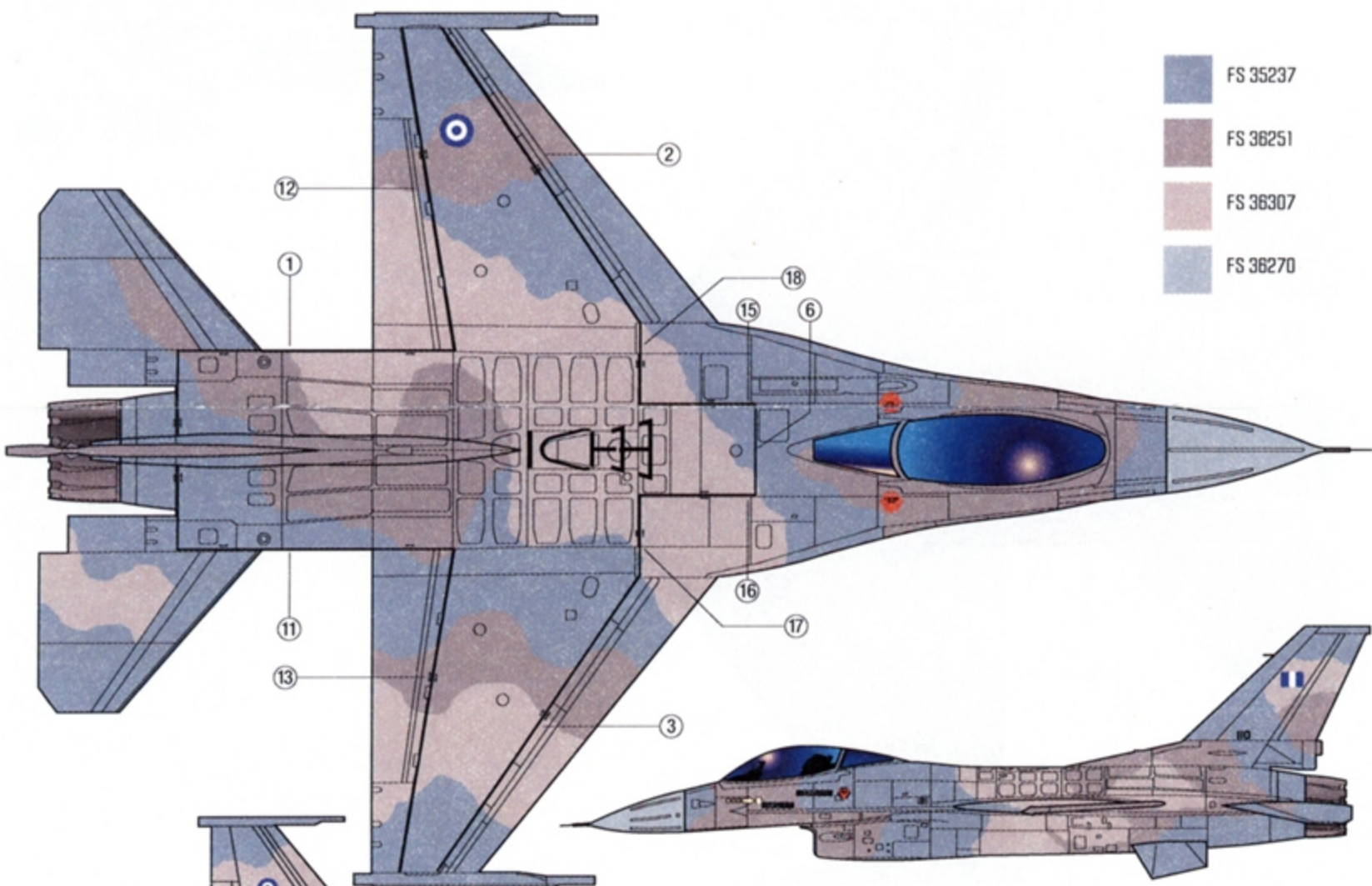
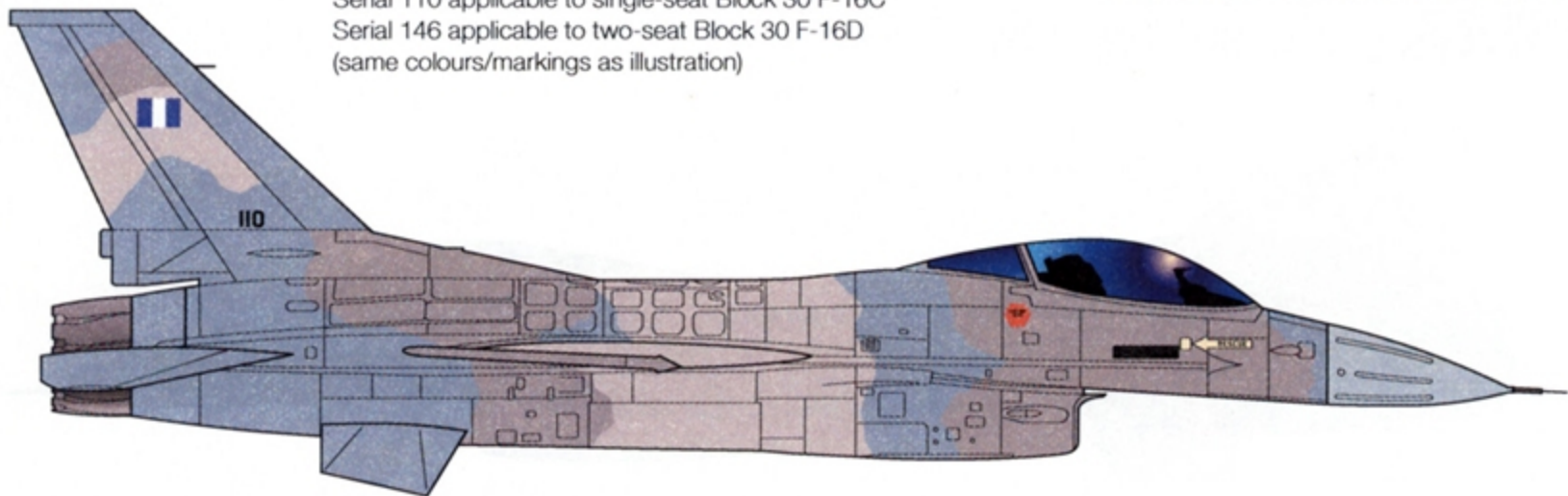
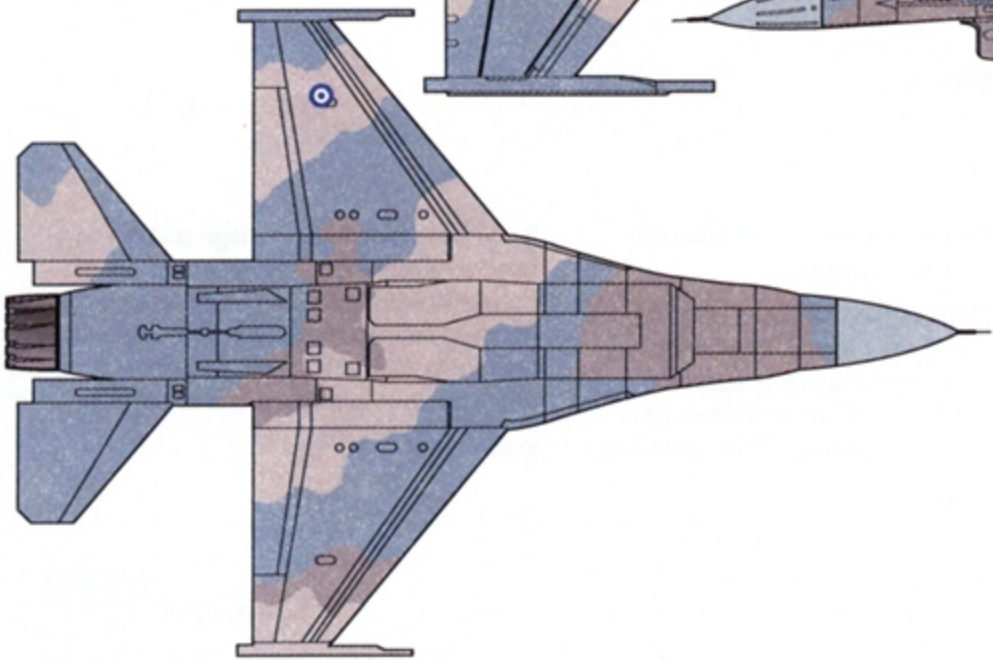


Suggested kits: 1/72 and 1/48 Hasegawa F-16C/D

Serial 110 applicable to single-seat Block 30 F-16C
Serial 146 applicable to two-seat Block 30 F-16D
(same colours/markings as illustration)


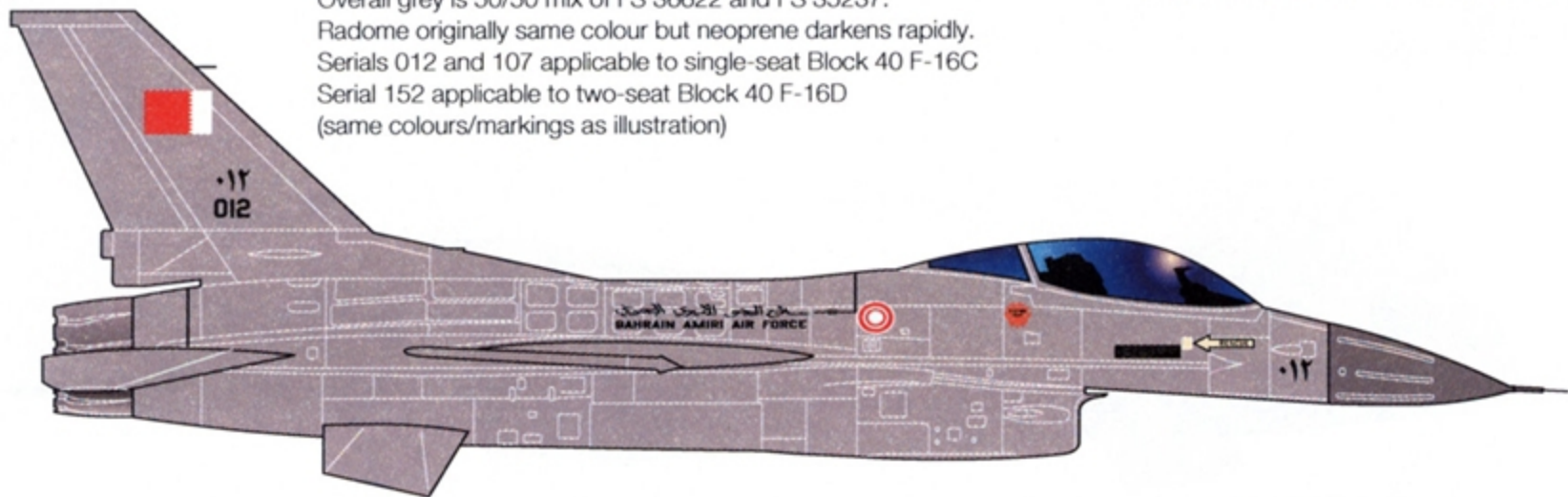


© Mike Grant 2001



Suggested kits: 1/72 and 1/48 Hasegawa F-16C/D

Overall grey is 50/50 mix of FS 36622 and FS 35237.
 Radome originally same colour but neoprene darkens rapidly.
 Serials 012 and 107 applicable to single-seat Block 40 F-16C
 Serial 152 applicable to two-seat Block 40 F-16D
 (same colours/markings as illustration)



Note These are short-run decals, and are printed using a different process than conventional screen-printed decals. Please note the following:-

The carrier film covers the entire sheet, so cut out each element separately before immersing in water. There is no need to trim exactly around the image area providing the usual decal-application techniques are used i.e. apply to a gloss finish, use solvents such as MicroSol and MicroSet as required, seal with a final coat of clear varnish (matt or gloss as appropriate).

Do not use Solvaset, as this will dissolve the decals!

Although the decals will stand up to normal handling and are water-proof and light-resistant, they are more susceptible to scraping than conventional decals, so a little extra care is required. Take particular care if using a steel-rule as a cutting edge. (As a precautionary measure, a light coat of Future sprayed over the sheet will afford extra protection to the decals.)

If you do accidentally damage an item and need a replacement, please e-mail me at decals@mikegrantdesign.com. Also please contact me if you have any suggestions for future releases, comments or further information on any of the colour schemes.

© Mike Grant 2001