

# Hughes XF-11

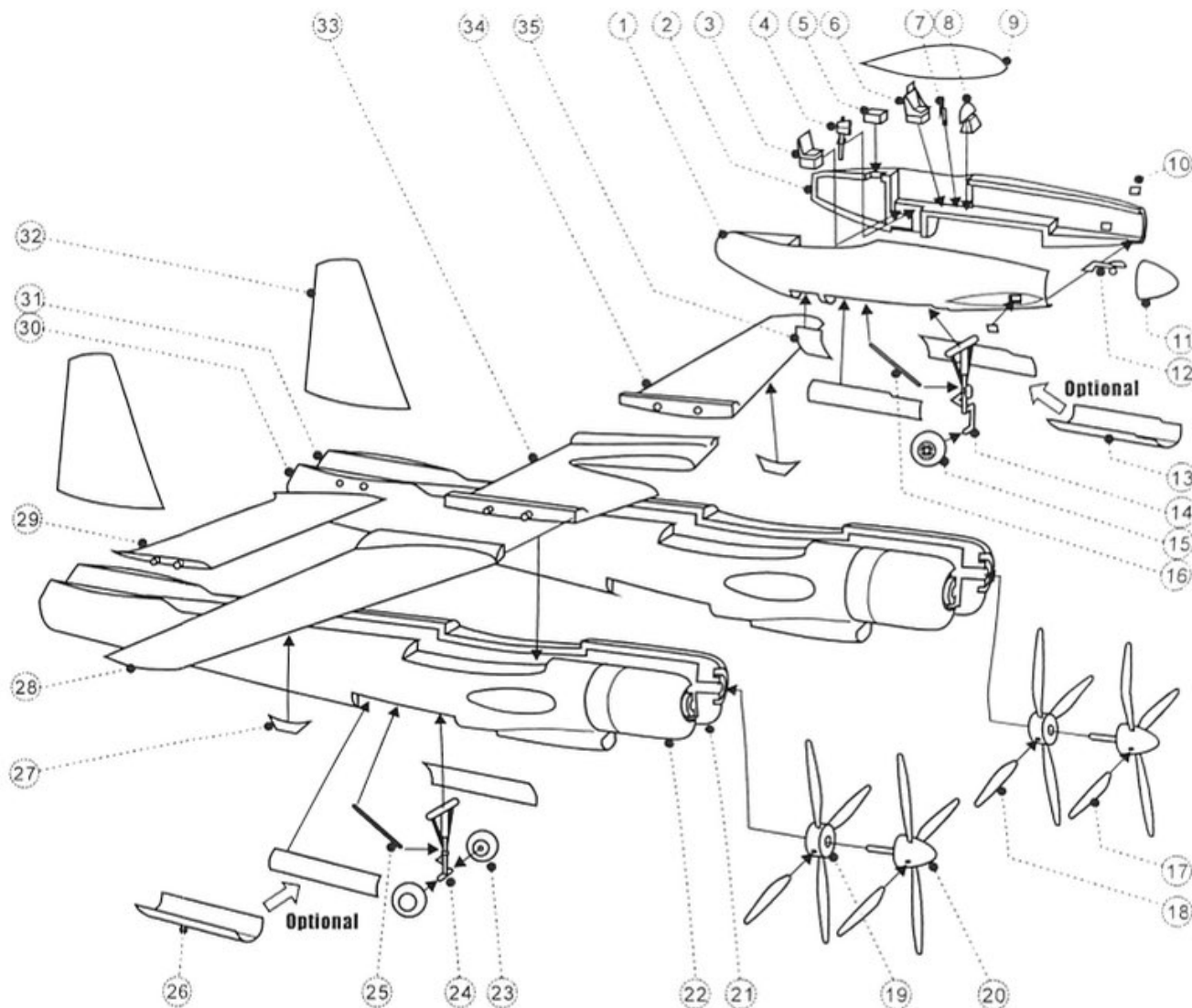

1/72 scale resin model kit  
#AA-2041

In 1939, Hughes Aircraft used a special wooden structure which strength comparable to steel for a proposal of bomber design, the model D-2. The project interested USAAF because metal material was becoming a scare by the war. In 1942, one D-2 was ordered under an attack aircraft designation XA-37. Later it was considered as a night fighter XP-73. In 1943, the wooden D-2 prototype was lost by fire accident in Hughes facility before it was publicly displayed. Based on its high speed and light weight, USAAF purchased another metal structure version as a reconnaissance aircraft, the XF-11. Due to the engines delay, Hughes could not complete the aircraft even the war was over. USAAF decided to cancel the project but still paid for two prototypes. In 1946, with Howard Hughes himself at the control, the first XF-11 made its first flight but destroyed by crash. The second XF-11 was modified and completed in 1947, and it was flight test in 1948. Afterward Hughes created aerospace and helicopter divisions, and never built other airplane.

## Specifications:

Wingspan- 101ft 4in  
Length- 65ft 5in  
Height- 23ft 2in  
Engine- 2 x Pratt-Whitney R-4360-31  
Crew- 2  
Max speed- 450 mph

The original XA-37/XP-73 configuration was armed with four cannons on nose and four machine guns at rear.



- ① Starboard fuselage x 1
- ② Port fuselage x 1
- ③ Navigator's seat x 1
- ④ Periscope x 1
- ⑤ Radio x 1
- ⑥ Pilot seat x 1
- ⑦ Control stick x 1
- ⑧ Instrument panel x 1
- ⑨ Canopy (clear) x 1
- ⑩ Nose window (clear) x 2
- ⑪ Nose cone (clear) x 1
- ⑫ Antenna x 1

- ⑬ Nose gear door x 1
- ⑭ Nose landing gear x 1
- ⑮ Nose wheel x 1
- ⑯ Nose gear strut x 1
- ⑰ Fore propeller blade x 4
- ⑱ Aft propeller blade x 4
- ⑲ Fore propeller spinner x 2
- ⑳ Aft propeller spinner x 2
- ㉑ Starboard boom inside x 1
- ㉒ Starboard boom outside x 1
- ㉓ Main wheel x 4
- ㉔ Main landing gear x 2

- ㉕ Main gear strut x 2
- ㉖ Main gear door x 2
- ㉗ Pylon x 2
- ㉘ Starboard main wing x 1
- ㉙ Tailplane x 1
- ㉚ Port boom inside x 1
- ㉛ Port boom outside x 1
- ㉜ Fin x 2
- ㉝ Center main wing x 1
- ㉞ Port main wing x 1
- ㉟ Entrance door x 1

**ANIGRAND**

QUALITY WORK

PO Box 40, Texaco Road, NT.,  
Hong Kong.  
E-mail : email@anigrand.com  
Web: www.anigrand.com

# Painting & Decals



Light grey  
(Fuselage)



Aluminum silver  
(Landing gears)  
(Exhaust panels)



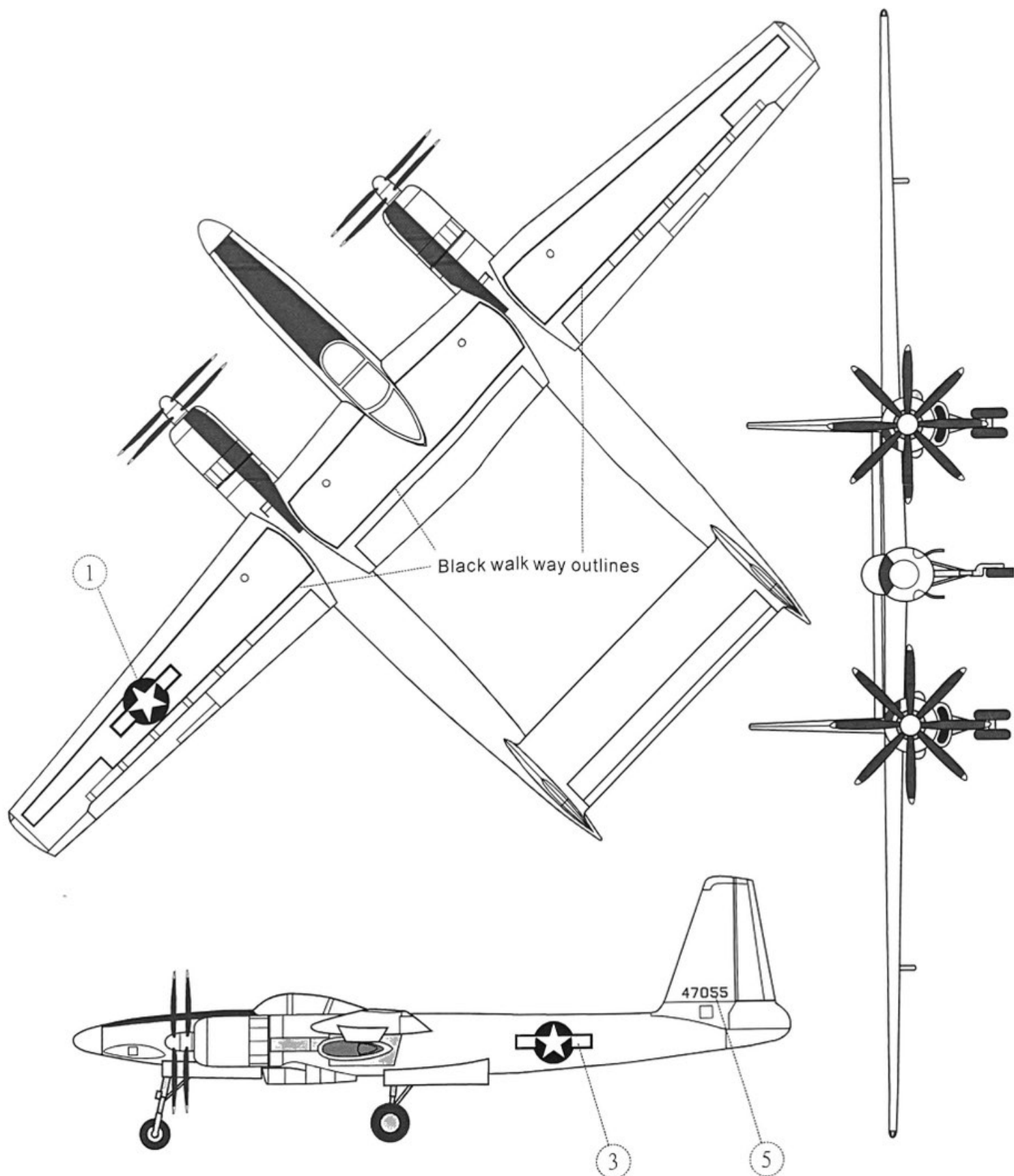
Burn Iron  
(Engine exhausts)



Interior green  
(Cockpit interior)  
(Gear bays)



Flat black  
(Tires)  
(Anti-glare panels)



Drawing scale: 1/144