


-SIZED FOR ZOUKEA MUREA F-4C/D/E/G KITS-

www.reidairpublishing.com



PRINTED BY
cartograf



Pay attention to apply LEFT side artwork

COL. D. K. SNIDER

LTC GAIL MORGAN DCM

1979-1991
PHABULOUS PHANTOMS

HF
AF 67-384

RACERS
181-TFG

Col. Mark R. Sanchez Jr. USAF
Col. James L. Karpis USAF
1st Lt. James K. Wilson USAF 1979
1st Lt. Anne S. Banks USAF F-4
1st Lt. Mark M. M... USAF F-4
1st Lt. Ronald D. M... USAF F-4

ARTWORK BY DON SPERING A.I.R.
ASSISTED BY TRISTEE LUMBY
SGT. DAVID COOK
SSGT. BOB DOMING

C/GC SSGT DON IXORNING
SSGT MARTY LATHROP
SRA KEVIN LAWSON

U.S. AIR FORCE F4E
A.F. SERIAL NO. 67-0384A
SERVICED THIS AIRCRAFT
WITH SPACE J-4 FUEL
INLET PLATE LOCATION
388

*Notice 'ARMAMENT' is missing an 'M'.

67-0384 113th Tactical Fighter Squadron
181st Tactical Fighter Group
Terre Haute, Indiana, September 1991

The F-4 Phantom reigned supreme at Terre Haute until the F-16 arrived during the summer of 1991. During the final months of F-4 operations, this F-4E was painted by Don Spering to celebrate the end of the Phantom chapter. Use Type B ejection seat triangles, Rescue arrow, and canopy control decals for this jet. Walkways are outlined in black.

Notice difference in "INDIANA" font on this jet compared to the 181TFG F-4C on this decal sheet.



Travel pod under left wing. Highly polished front/aft ends.



Nose Gear door

Crew names on this changed daily; sometimes multiple times daily. Many pilots and WSO's wanted to fly their final F-4 flight in this Phantom. Each time, cans of red and black Krylon spray paint were used to paint the names on the canopy rails. The names included on this decal sheet are the names originally applied to the jet when it was first painted.



LTC ARLO G. HARR DCM

COL. JIM RADTKE

1979-1991
TERRE HAUTE PHANTOMS



Pay attention to apply RIGHT side artwork

Jim Hartney 1979 FT WAYNE PHABULOUS PHANTOMS 1992

Indiana



Steve Bucherloth

apply 'Indiana' decal prior to flag artwork decal

DC ROBERT J. SPIER OADR
COL JOHN C. SCHWARTZ DCG
CPT ROBERT L. MYER DCM
LTC DAVID A. LUNNEY METTS CDR

See The Photo



CAUTION
DISCONNECT ANTENNA
CONNECTIONS BEFORE
REMOVING DOORS

163-TFS
BLACKSNAKES

AF 68
529

Base of pitot is yellow

MEET WORK BY:
Don Sperry / A.R.

INSPIRED BY:
JOHN FORD
JOHN RANKIN-LONG

CREW CHIEF
MEL KEESLING - GREG FURLEY

CAUTION
DO NOT USE RETRACTIBLE SCISSOR STEP
TRUCK FORWARD-DO TRUCK REARWARD FOR
IS INSTALLED IN LEFT FORWARD BIBLE
STATION

U.S. AIR FORCE F-4E
A.F. SERIAL NO. 68-0529
SERVICE THIS AIRCRAFT
WITH GRADE JP-4 FUEL
IDENTIPLATE LOCATION



2

163-TFS
BLACKSNAKES


68-0529 163rd Tactical Fighter Squadron
122nd Tactical Fighter Group
Fort Wayne, Indiana, January 1992

Very similar to their sister unit at Terre Haute, Ft. Wayne's 122nd Tactical Fighter Group was in the process of converting to the Block 25 F-16 following Desert Storm in 1991. This unit became the final Air National Guard fighter squadron to fly the F-4E, so once again Don Sperry painted an F-4 in honor of the occasion. Use Type C ejection seat triangles, Rescue arrow, and canopy control decals for this jet. Walkways are outlined in black.

Indiana

Pay attention to left vs. right 'Indiana' decal

THE LAST OF THE ANG PHANTOM GUNFIGHTERS



Nose Gear door

CAUTION
DISCONNECT ANTENNA
CONNECTIONS BEFORE
REMOVING DOORS

Chris Dunlap Greg Keesling



See The Photo

Base of pitot is yellow

69-7295 LTCOL MARK BRUGGEMEYER

69-7295 LTCOL JAMES URKEN

DISCONNECT ANTENNA CONNECTION BEFORE REMOVING DOORS

U.S. AIR FORCE
AF SERIAL NO 69-7295
SERVICE THIS AIRCRAFT WITH
GRADE JP-8 FUEL
IDENTIFY LATE LOCATION PNL 26R

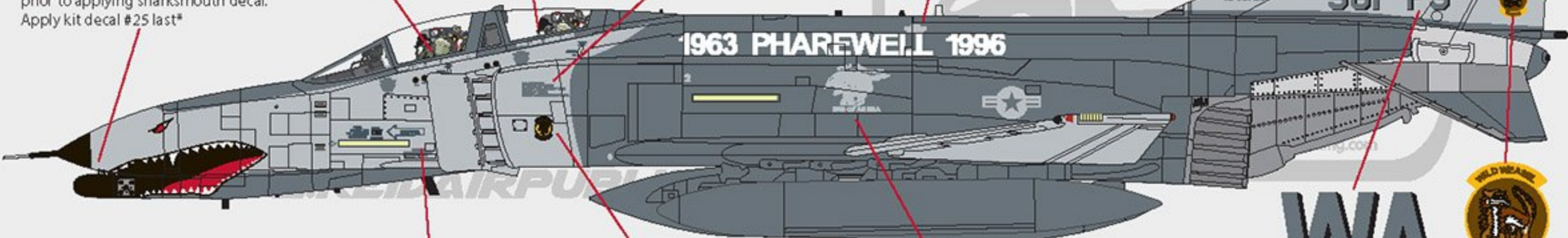
AF697295



WA
561 FS

Paint area around chin pod black prior to applying sharksmouth decal. Apply kit decal #25 last

1963 PHAREWELL 1996



69-7295 561st Fighter Squadron
57th Fighter Wing
Nellis AFB, Nevada, March 1996

The final USAF combat Phantoms were the F-4Gs. The 561st Fighter Squadron was the last active-duty user of the F-4, and their Weasels were very busy right up until their retirement in early March. The 561st flagship F-4G, 69-7295, was painted in this striking scheme. It was flown to AMARC on March 26, 1996, converted to a QF-4G, and destroyed in a missile test on August 24, 1999, all while wearing this gorgeous pharewell scheme. Use Type 'F' rescue triangles and canopy control decals. All maintenance stencil markings were in contrasting colors of gray.


CAUTION
DO NOT DISMANTLE OR REPAIR THE
POD IN INSTALLED IN LEFT POSITION
UNLESS INSTRUCTED



WA
561 FS



Nose Gear door



AIC SHIMP AUGH



Two travel pods were carried on its retirement flight to Davis-Monthan AFB. Paint pod high-gloss 16118 Gunship Gray. Apply decals on the side of the pod opposite of the door. Markings are facing outwards on the jet; the access door is facing inwards. The commander's pod was on the left wing.

WWW.REI...PUBLISHING.COM




DISCONNECT ANTENNA CONNECTION BEFORE REMOVING DOORS

AF697295

AIC DARYL PAGE

SRA JASON LYNCH

1963 PHAREWELL 1996

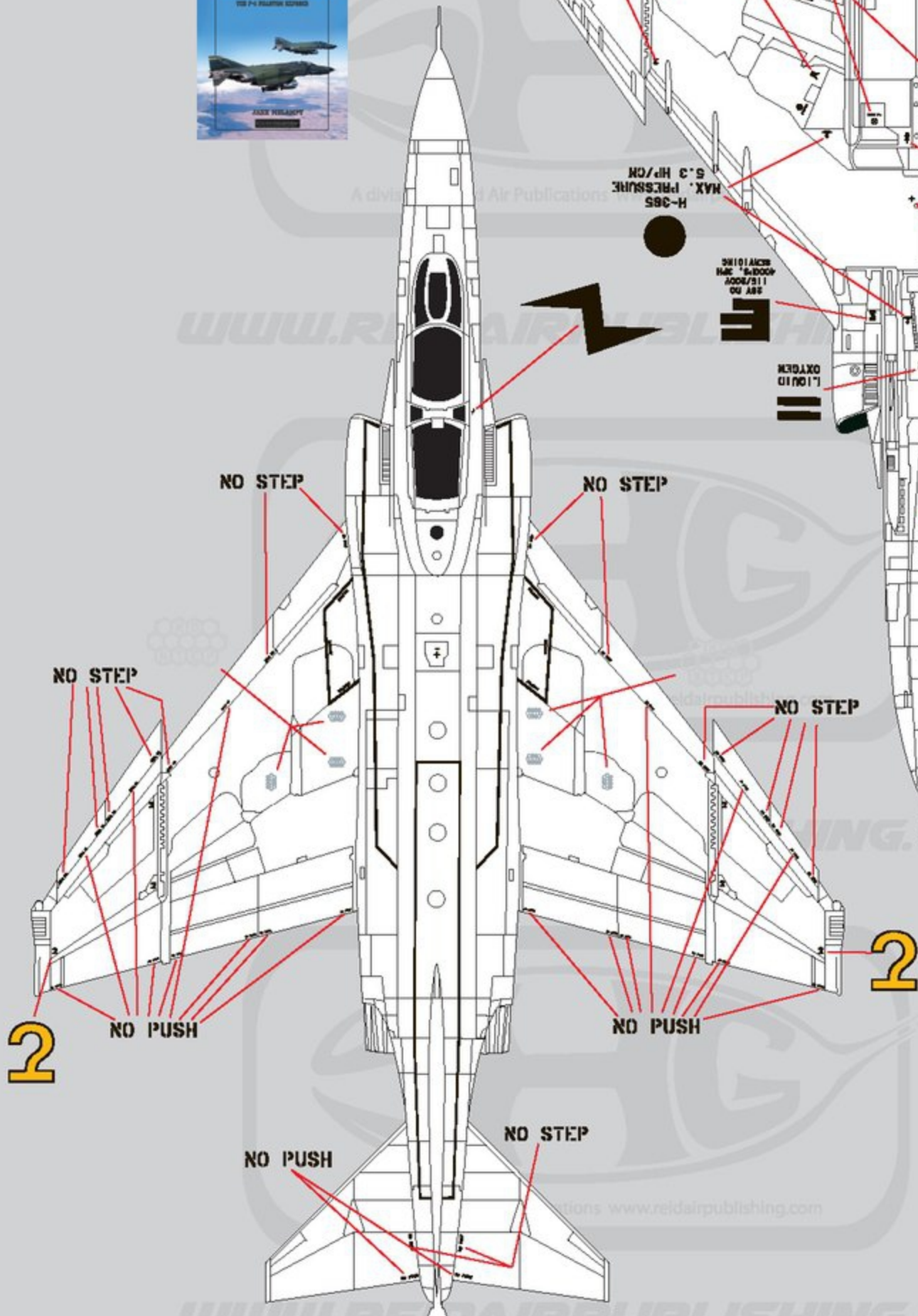
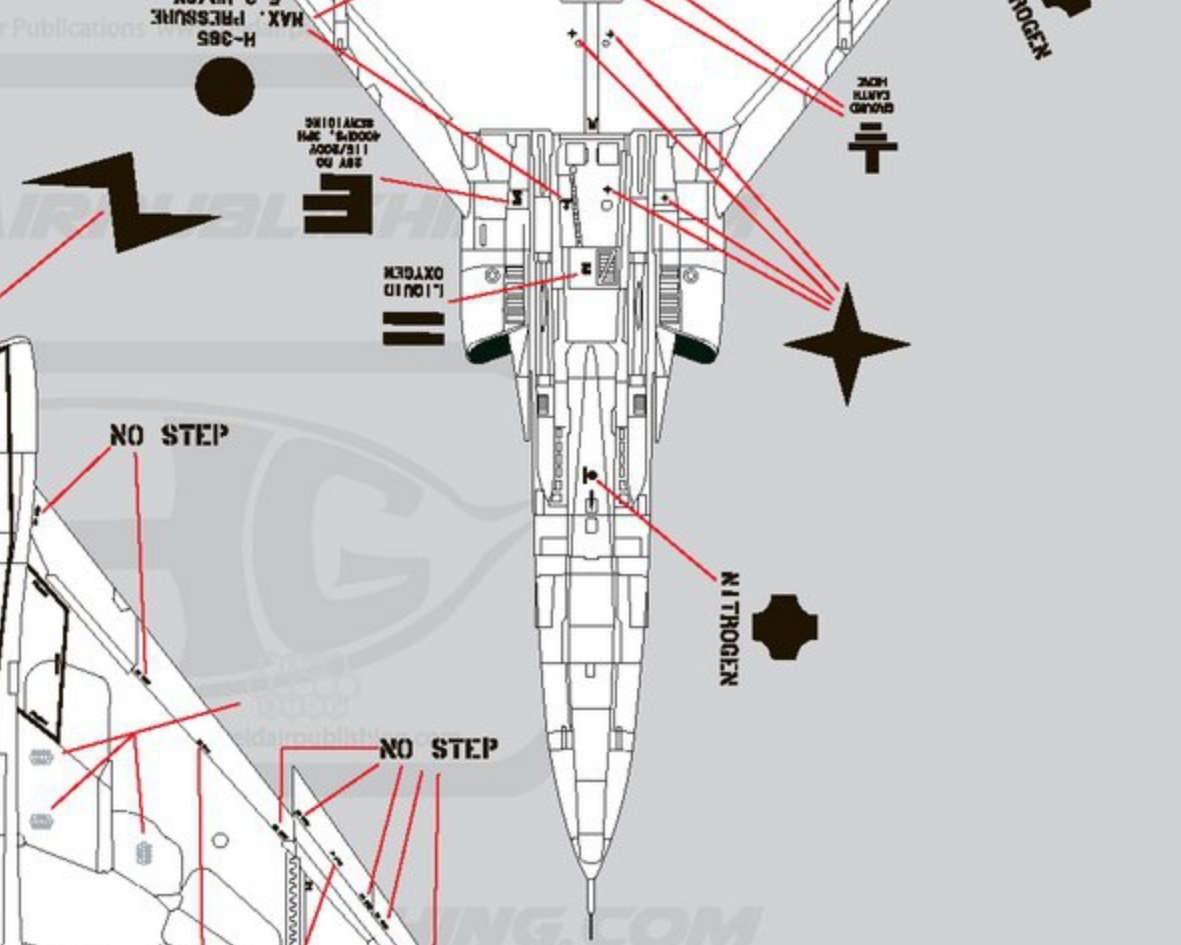
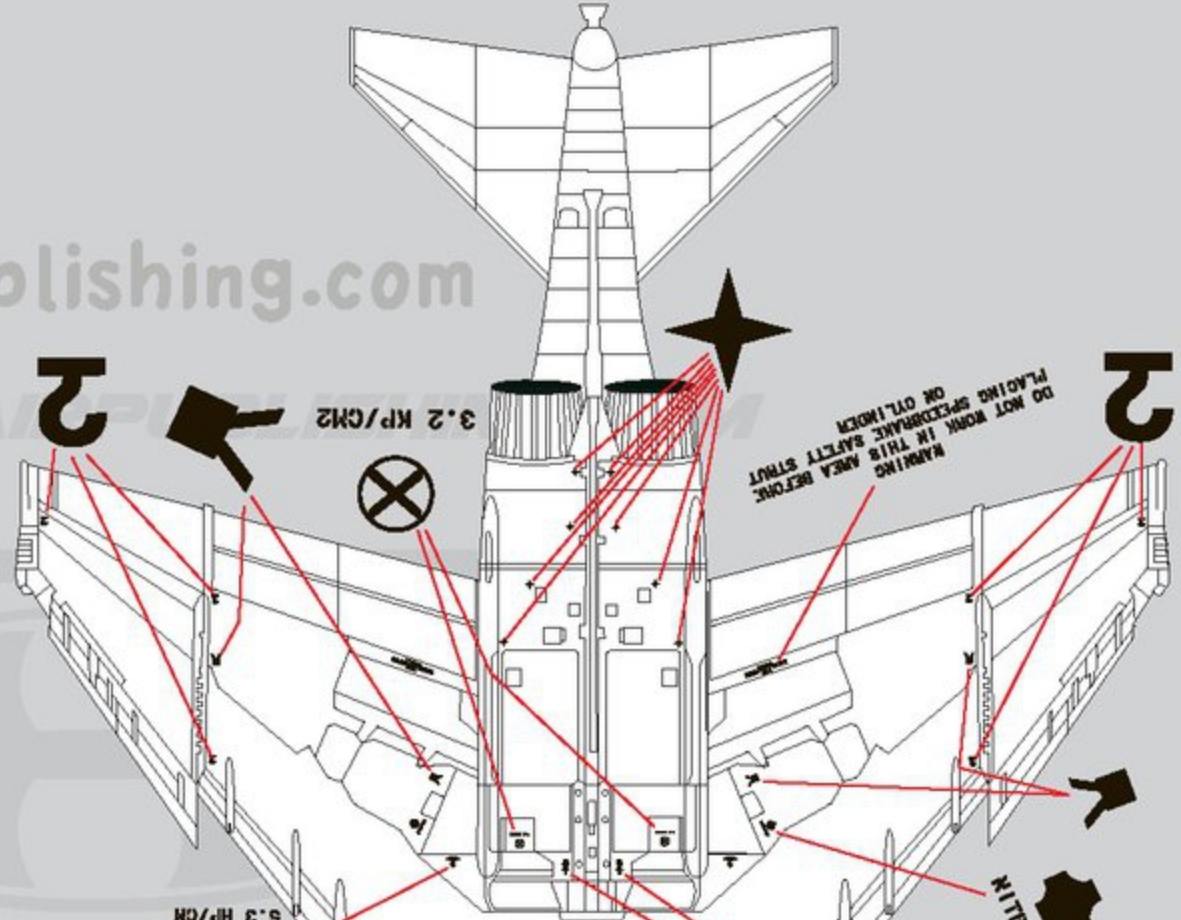


Paint area around chin pod black prior to applying sharksmouth decal. Apply kit decal #25 last

WWW.REI...PUBLISHING.COM




For the best and most thorough reference material available for the F-4G, and the only material available in full-color, consult The Modern Phantom Guide, available from Reid Air Publications at www.reidairpublishing.com.



WALKWAYS

Use decals from Speed Hunter Graphics sheet #SHG48021 for the walkway markings on each of the Phantoms on this sheet.

WWW.REIDAIRPUBLISHING.COM



A division of Reid Air Publications

WWW.REIDAIRPUBLISHING.COM


airpublishing

WWW.REIDAIRPUBLISHING.COM




Special thanks--
Wally Van Winkle, Bill Spidle,
Gary Chambers.
Thanks guys!!


FS 360B1
EURO 1 DARK GRAY



FS 34102
MEDIUM GREEN



FS 34079
DARK GREEN



A division of Reid Air Publications www.reidairpublishing.com

WWW.REIDAIRPUBLISHING.COM