



A-10

"THE EARLY YEARS"



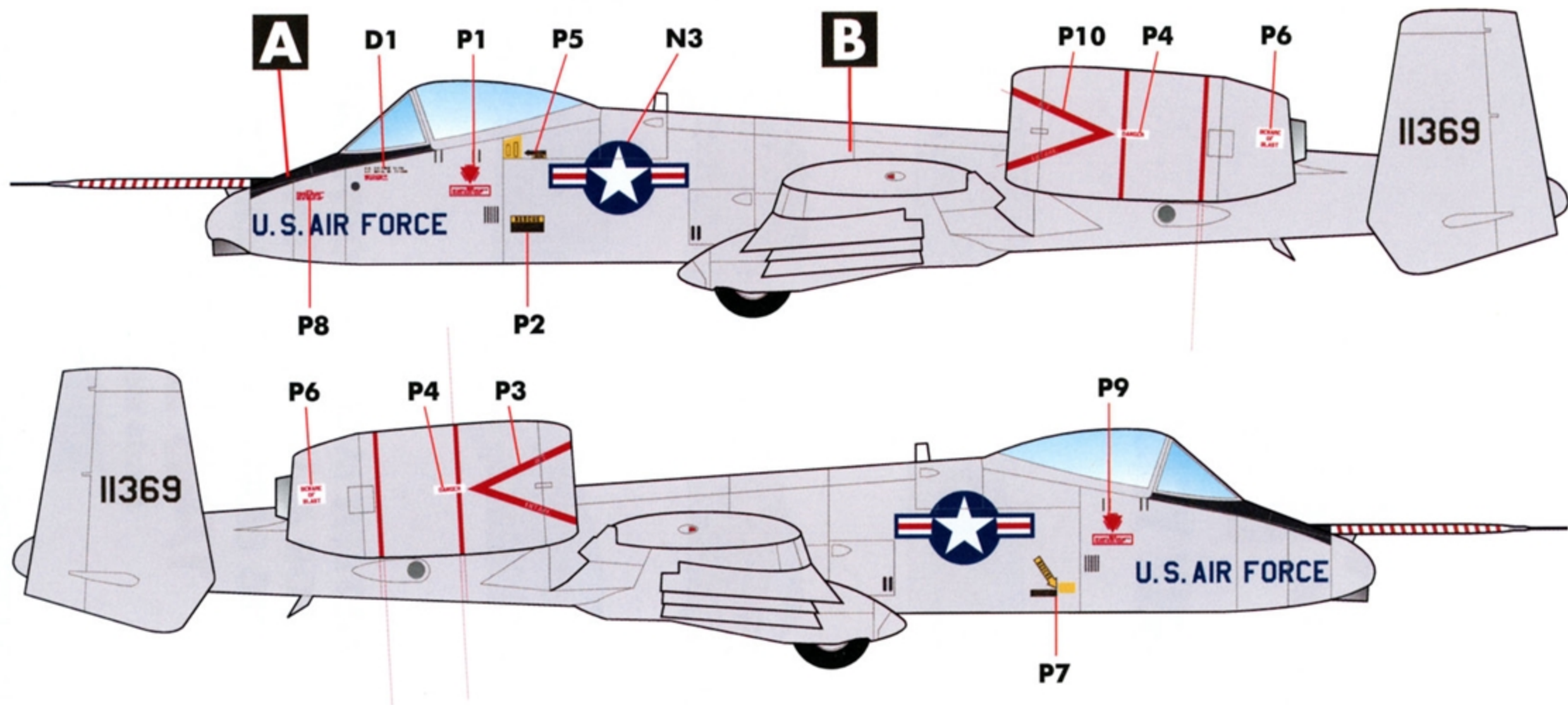
**NINETEEN MARKING OPTIONS
FOR A-10 PROTOTYPES
AND EARLY TEST AIRCRAFT**

1/48 SCALE

DECALS PRINTED BY



OPTION 1: YA-10 (FIRST A-10 PROTOTYPE), 71-1369




THE FIRST A-10 PROTOTYPE WAS DIFFERENT FROM THE PRODUCTION VERSION IN MANY WAYS. NOTE THE PROFILE OF THE VERTICAL STABILIZER, THE 20MM VULCAN GUN IN THE NOSE, AND DIFFERENT PANEL LINES. YOU WILL NEED TO MODIFY YOUR BASE KIT TO REFLECT THESE DIFFERENCES. WE WILL UPDATE THE REFERENCE PAGE (SEE ADDRESS ON THE LAST PAGE) WITH ANY MORE INFORMATION WE MIGHT HAVE IN THE FUTURE.

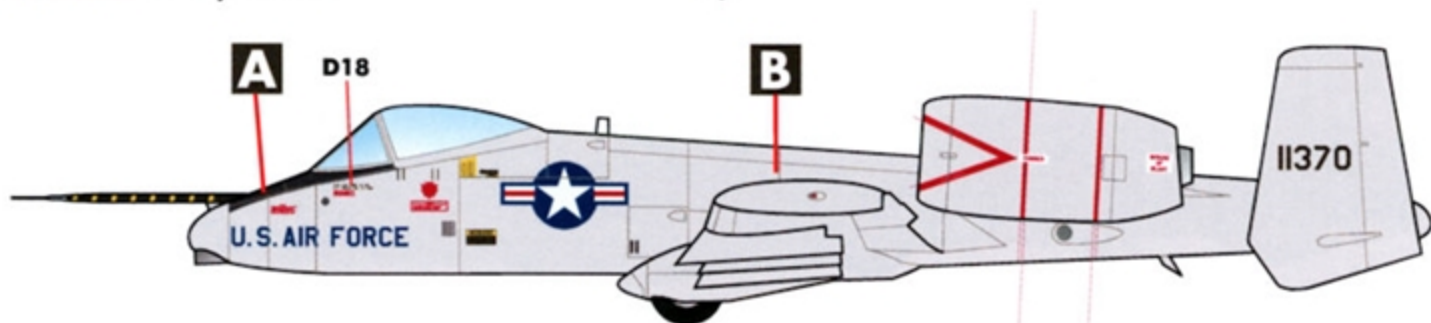
OPTION 1 & 2 - TOP VIEW

NO REFUELING SLIPWAY MARKING OR MAJOR STENCILLING SEEN ON THE FIRST PROTOTYPES. USE THE BLACK STRIPING PROVIDED FOR THE WING WALKWAYS. NATIONAL INSIGNIA AT THE SAME LOCATIONS UNDER THE WINGS.

WE PROVIDED DECALS FOR THE WALKWAY AREAS AT THE WING ROOTS, BUT THEY ENDED UP OVERSCALE. YOU CAN PAINT THESE OR TRIM THE DECALS TO FIT. THESE WERE APPLIED LATER IN THE EVALUATION PROGRAM AND CAN NOT BE SEEN IN THE ROLL-OUT PHOTOS.




OPTION 2: YA-10, 71-1370



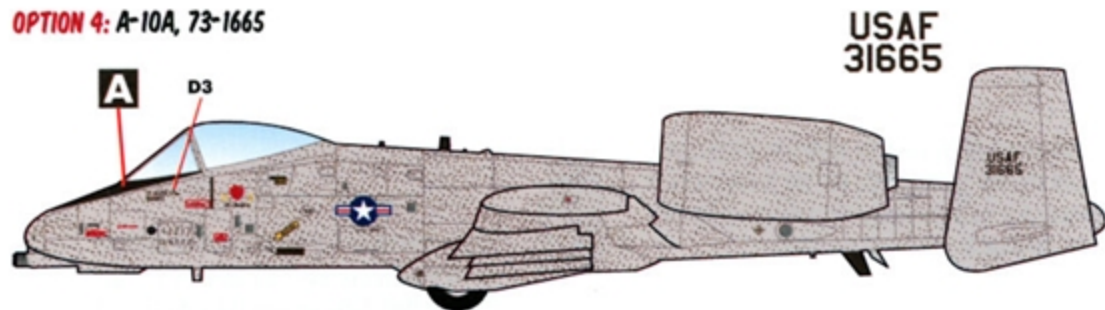
THE SECOND PROTOTYPE WAS MOSTLY IDENTICAL TO THE FIRST ONE. NOTE THE BLACK INSTRUMENTATION PROBE WITH YELLOW STRIPES.

OPTION 3: A-10A, 73-1664



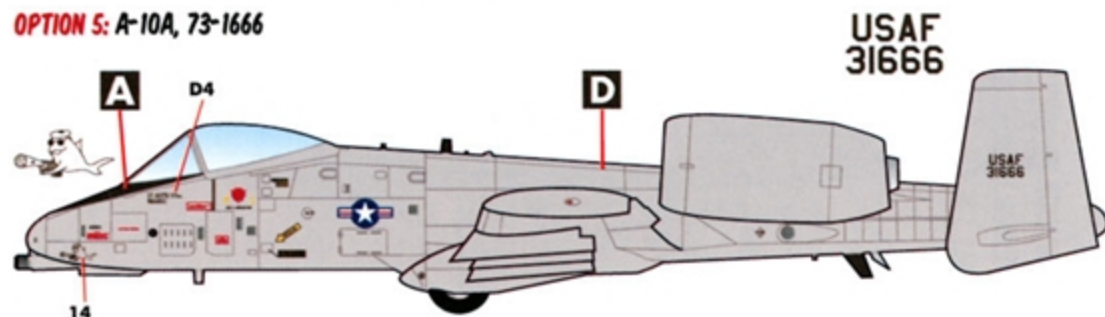
73-1664 WAS MOST LIKELY PAINTED IN OVERALL GUNSHIP GRAY. NOTE FULL-COLOR MAINTENANCE STENCILLING AND NATIONAL INSIGNIA. SEE THE REFERENCE WEB PAGE FOR PLACEMENT INFORMATION.

OPTION 4: A-10A, 73-1665



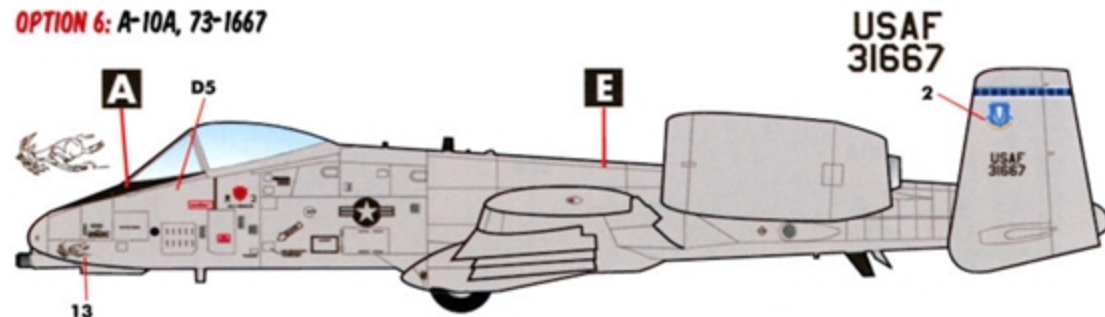
ACCORDING TO THE PRI-FLY MONOGRAPH, THE MOTTLED LOOK OF 73-1665 WAS BECAUSE IT WAS FIRST PAINTED BLACK AND THEN OVERPAINTED IN WHITE, WHICH GRADUALLY FADED AWAY. NOTE FULL-COLOR MAINTENANCE STENCILLING AND NATIONAL INSIGNIA.

OPTION 5: A-10A, 73-1666



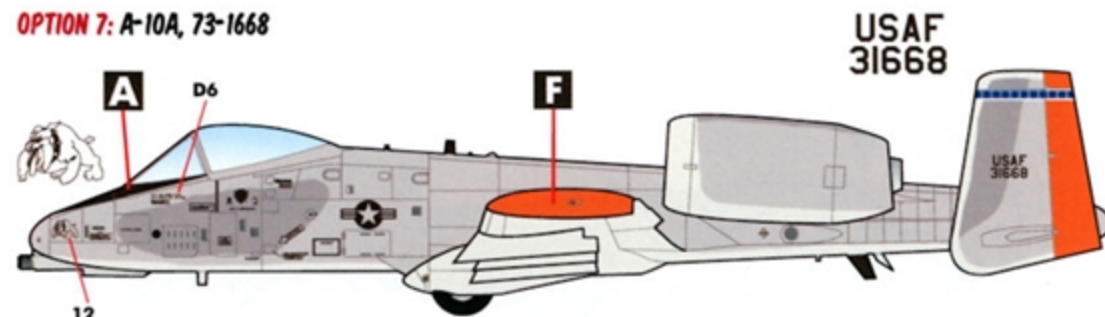
THE THIRD PRODUCTION AIRFRAME WAS PAINTED IN DARK GHOST GRAY. NOTE FULL-COLOR MAINTENANCE STENCILLING AND NATIONAL INSIGNIA.

OPTION 6: A-10A, 73-1667



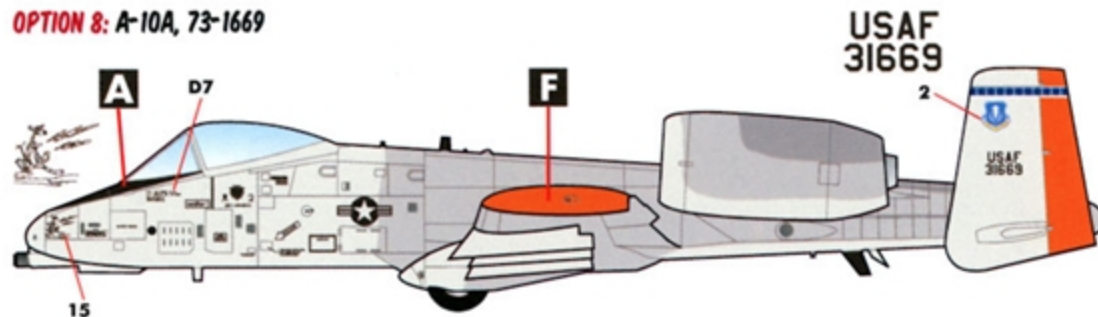
73-1667 WAS THE FIRST A-10 TO BE PAINTED IN "MASK 10A" PAINT. ACCORDING TO PRI-FLY, THIS COLOR LOOKS CLOSE TO FS36424 IN MOST LIGHTING CONDITIONS. NOTE BLACK MAINTENANCE STENCILLING AND NATIONAL INSIGNIA, BUT WITH FULL COLOR EJECTION SEAT TRIANGLE AND LADDER WARNING MARKING. EDWARDS TAIL BAND ON THE OUTSIDE OF FINS.

OPTION 7: A-10A, 73-1668



73-1668 WORE AN EARLY ATTEMPT AT A DISRUPTIVE CAMOUFLAGE SCHEME. ACCORDING TO PRI-FLY, THIS WAS DONE BY PAINTING THE AIRCRAFT IN BLACK, AND THEN APPLYING A CONTROLLED OVERSPRAY OF WHITE. SEE REFERENCE PAGE FOR DETAILS. NOTE BLACK MAINTENANCE STENCILLING AND NATIONAL INSIGNIA.

OPTION 8: A-10A, 73-1669



73-1669 WORE AN ASYMMETRIC SCHEME APPLIED IN A SIMILAR WAY TO THAT ON 73-1668. SEE REFERENCE PAGE FOR DETAILS. NOTE BLACK MAINTENANCE STENCILLING AND NATIONAL INSIGNIA.

OPTION 9: A-10A, 75-0258 "JAWS"



75-0258 WAS ONE OF THE AIRCRAFT WITH EXPERIMENTAL "J.A.W.S." CAMOUFLAGE SCHEMES. THE SCHEME WAS RANDOMLY APPLIED. SEE REFERENCE PAGE FOR DETAILS. NOTE BLACK MAINTENANCE STENCILLING AND NATIONAL INSIGNIA.

OPTION 10: A-10A, 75-0259 "JAWS"



ANOTHER JAWS JET, 75-0259 WORE A STRIKING CAMOUFLAGE SCHEME WITH A GREEN BASE, WITH SPOTS IN FOUR OTHER COLORS. SEE REFERENCE PAGE FOR DETAILS. NOTE BLACK MAINTENANCE STENCILLING AND NATIONAL INSIGNIA.

OPTION 11: A-10A, 75-0260 "JAWS"



75-0260 HAD A GRAY BASE COLOR. SEE REFERENCE PAGE FOR DETAILS. NOTE BLACK MAINTENANCE STENCILLING AND NATIONAL INSIGNIA.

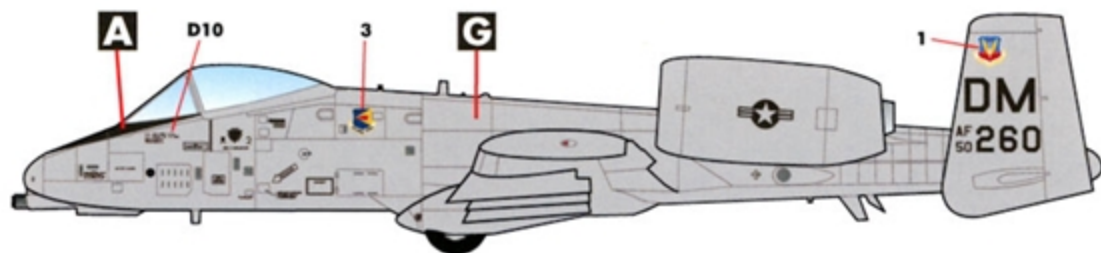
OPTION 12: A-10A, 75-0262 "JAWS"

	FS30227		FS34102	WA #262
	FS34092		FS30118	



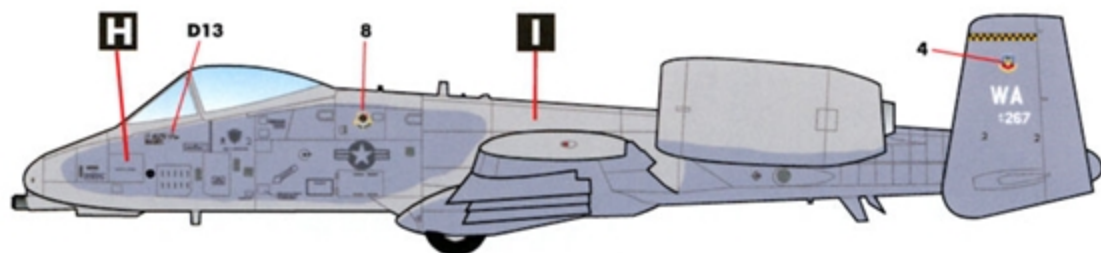
75-0262 USED THE SAME COLORS AS OPTION 9 (75-0258) WITH A SLIGHTLY DIFFERENT PATTERN.. SEE REFERENCE PAGE FOR DETAILS. NOTE BLACK MAINTENANCE STENCILLING AND NATIONAL INSIGNIA.

OPTION 13: A-10A, 75-0260 - 355 TFW



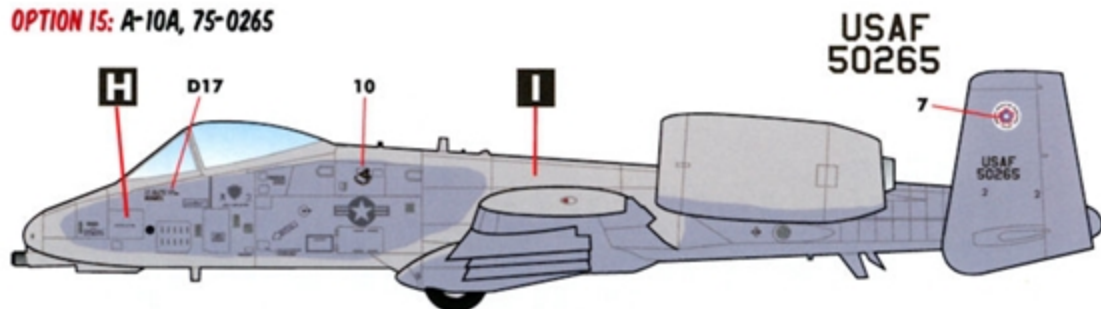
THIS WAS THE INITIAL SCHEME WORN BY 75-0260 IN 355 TFW SERVICE. NOTE BLACK MAINTENANCE STENCILLING AND NATIONAL INSIGNIA.

OPTION 14: A-10A, 75-0267



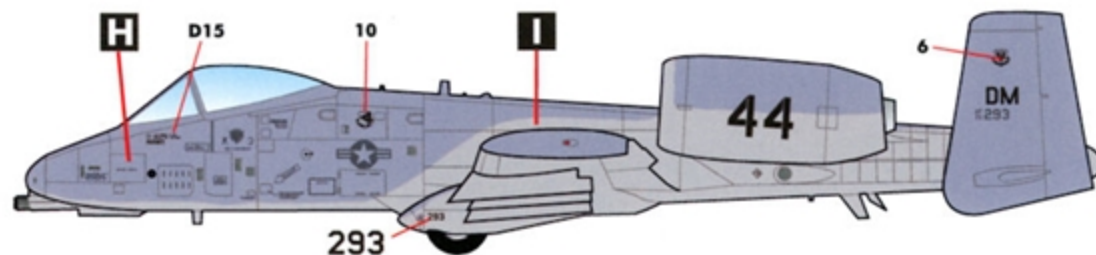
THIS WAS THE FIRST ASYMMETRICAL SCHEME WITH TWO TONES OF MASK 10A PAINT. SEE REFERENCE PAGE FOR DETAILS. NOTE GRAY MAINTENANCE STENCILLING AND NATIONAL INSIGNIA.

OPTION 15: A-10A, 75-0265



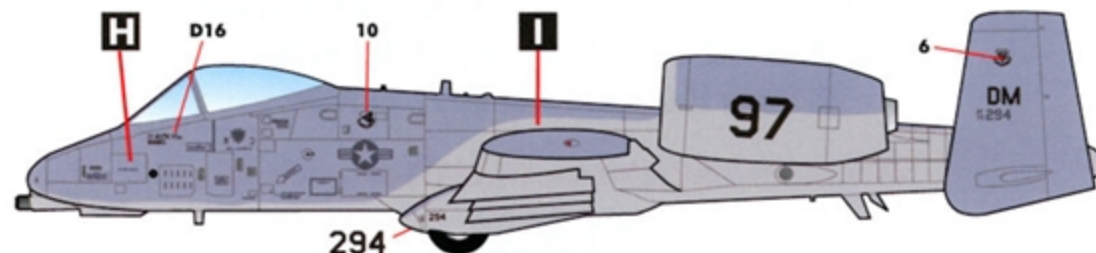
THIS WAS THE FIRST ASYMMETRICAL SCHEME WITH TWO TONES OF MASK 10A PAINT. SEE REFERENCE PAGE FOR DETAILS. NOTE GRAY MAINTENANCE STENCILLING AND NATIONAL INSIGNIA.

OPTION 16: A-10A, 75-0293 - PARIS AIR SHOW, 1977



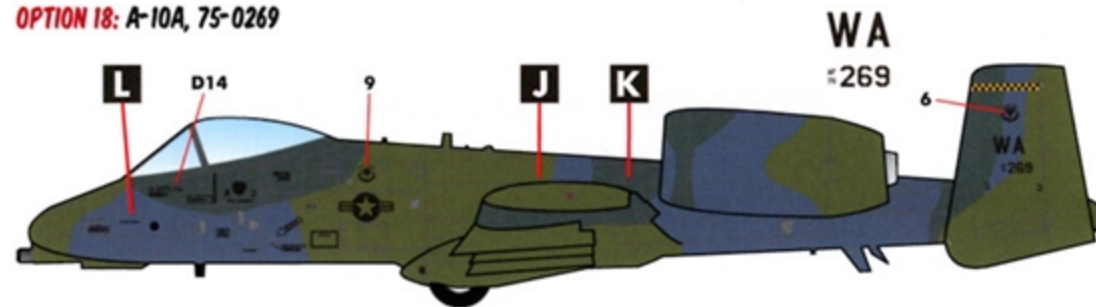
THIS WAS THE STANDARD SCHEME APPLIED TO ALL EARLY AIRCRAFT AFTER 75-0280. THE "44" ON THE NACELLES IS THE PARIS AIR SHOW NUMBER. SEE REFERENCE PAGE FOR DETAILS. NOTE GRAY MAINTENANCE STENCILLING AND NATIONAL INSIGNIA.

OPTION 17: A-10A, 75-0294 - PARIS AIR SHOW, 1977



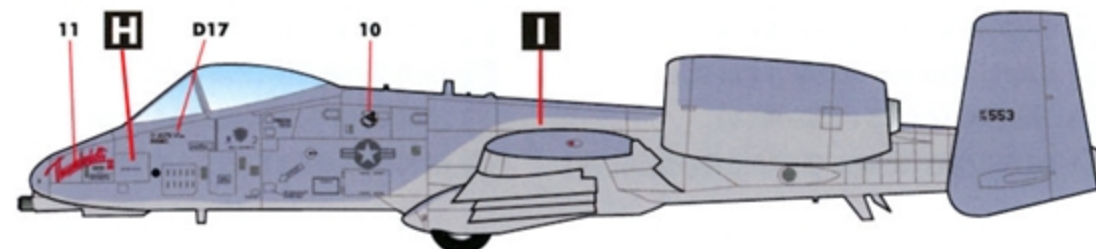
THIS AIRCRAFT CRASHED DURING THE PARIS AIR SHOW ON JUNE 3, 1977. PILOT HOWARD W. NELSON WAS UNFORTUNATELY KILLED. IT WEARS THE STANDARD SCHEME SEEN ON OPTION 16. THE "97" ON THE NACELLES IS THE PARIS AIR SHOW NUMBER. NOTE GRAY MAINTENANCE STENCILLING AND NATIONAL INSIGNIA.

OPTION 18: A-10A, 75-0269



THE CAMOUFLAGE SCHEME THAT WAS APPLIED TO THIS AIRCRAFT LATER BECAME THE BASIS OF THE STANDARD "EUROPEAN ONE" CAMOUFLAGE SCHEME FOR THE A-10. NOTE BLACK MAINTENANCE STENCILLING AND NATIONAL INSIGNIA.

OPTION 19: A-10A, 76-0553 - "100TH A-10"



THIS AIRCRAFT WAS THE 100TH A-10 TO BE DELIVERED AND WORE A RED "THUNDERBOLT II" MARKING FOR A SHORT TIME. IT WEARS THE STANDARD SCHEME SEEN ON OPTION 16. NOTE GRAY MAINTENANCE STENCILLING AND NATIONAL INSIGNIA.