



# Johannes "Macky" Steinhoff

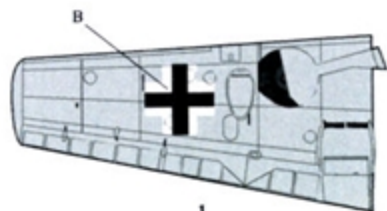
176 Victory Luftwaffe Fighter Ace

Markings for Four Complete Aircraft

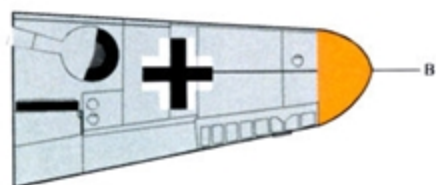
1/48 Scale



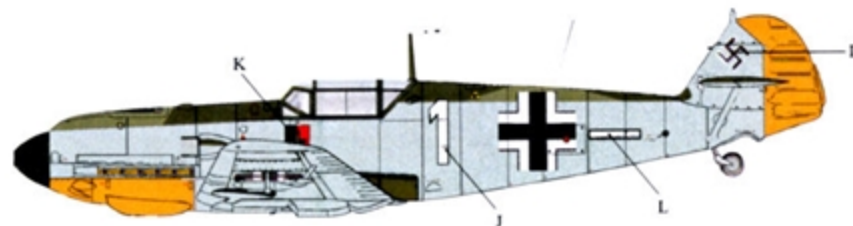
PÖSSUM WERKS



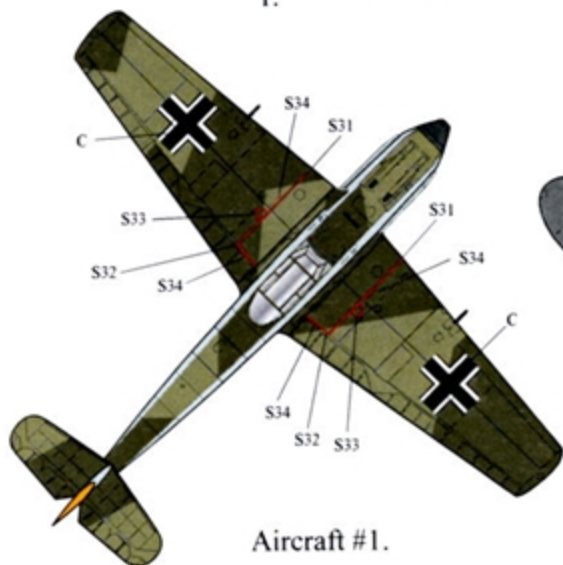
1.




2-4, omit yellow tip on #4



1. Messerschmitt Me-109-E3  
4/JG-52, August 1940



Aircraft #1.




Aircraft #2.




2. Messerschmitt Bf-109-G2  
2/JG-52, October 1942


Pattern on spinner of Aircraft #2.



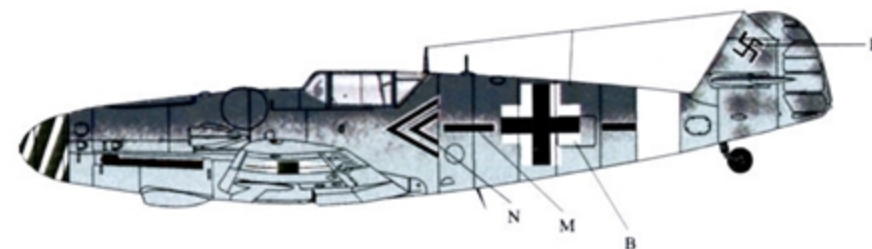
3. Messerschmitt Bf-109-F4  
Kommodore, JG-77, January 1943



Aircraft #3.



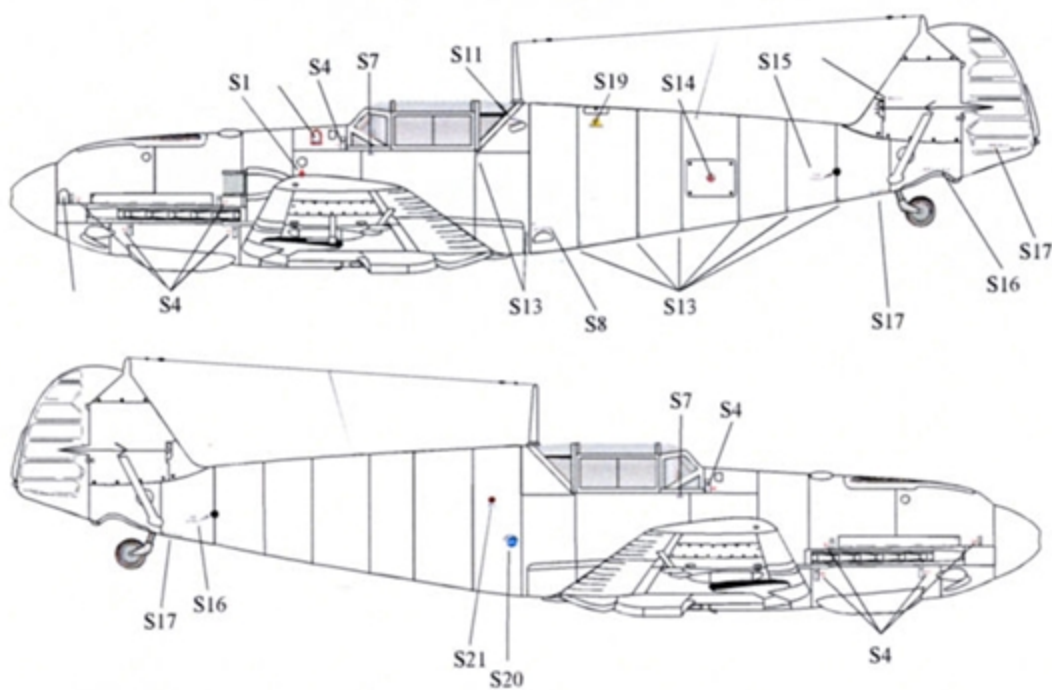
Aircraft #4.



4. Messerschmitt Bf-109-G6  
Kommodore, JG-77, August 1943

These drawings are not to precise scale, and are intended to serve only as references for the general placement of the maintenance markings. Check your research data for specific details regarding the subtle differences between variants. Extra decals have been added to the sheet to cover these variations, as well as boo-boos inherent in the process.

### Locating Me-109E Maintenance Markings



### Locating Bf-109F/G Maintenance Markings

