

EagleCals
EC#89

1/72
 1/48 1/32

Fw 190s

JG 300 Part 2

eagle
EDITIONS LTD.

"Red 3" Fw 190A-8

Fw. Konrad Bauer
5./JG 300



"Yellow 18" Fw 190 A-7

6./JG 300



"Red 21" Fw 190 A-6 Neptun

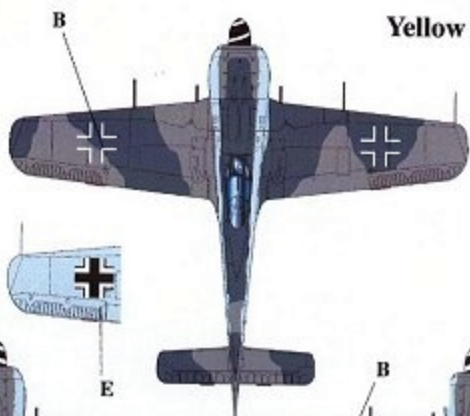
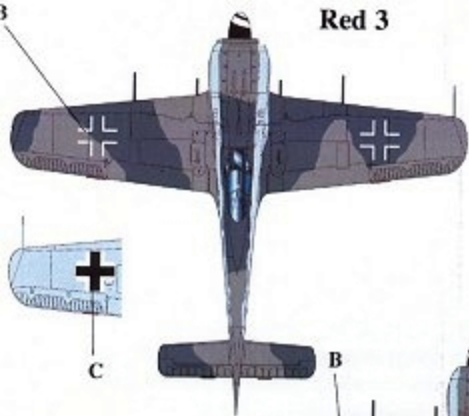
6./JG 300



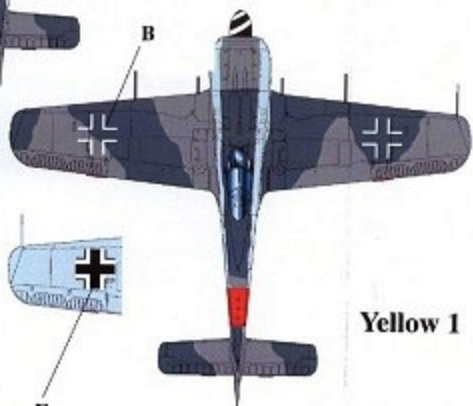
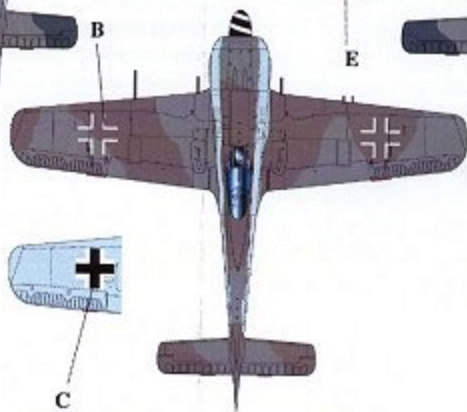
"Yellow 1N" Fw 190 A-7 Neptun

Lt. Klaus Bretschneider
6./JG 300





Red 21



EagleCals #89

Fw 190 As JG 300 Part Two

For additional information and many more pertinent details consult the book **JG 300 Vol. 1** by Jean Yves Lorant and Richard Goyat, published by **Eagle Editions Ltd.** 2005. If modeling in 1/32 scale, the following **EagleParts** are recommended to accuize your Hasegawa kit: **EagleParts #45-32, Common Prop Blades and Spinner, EagleParts #48-32 Main tire and wheel, EP#49-32 Corrected Gun cowl, EP#51-32 Fw 190 A-8 Cockpit kit, and EP#52-32 Tail wheel, Also EP#21** in 48 or 32nd scale, appropriate **Drop Tank** is recommended. To convert an A-8 kit to an A-7, the pitot tube must be moved from the wingtip to just outboard the starboard 20 mm cannon. Additionally it is the long, straight pitot tube like the A-1 to A-7. The front two engine cowling latches must be filled and re-scribed onto the gun trough panel. Fill in the primer filler point just under the canopy. The ETC rack needs to be moved to the rear, 200 mm (7 7/8" in actual scale).

"Red 3" Fw 190 A-8 5./JG 300 Aug. - Sept 1944 Erfurt-Binersleben, Germany

W. Nr. 171641, *Kornjark*, Pilot; Fw. Konrad Bauer. DF loop, FuG 25a and FuG 16 zy antennas all intact.

Colors: Under surfaces, RLM 76 Light Blue; Upper surfaces RLM 75/RLM 74. Spinner Black with White spiral but spiral is very crude and strangely applied. In order to obtain the best results, paint rear portion Black, front portion White and then add thin Black decal for Black portion of spiral. Propeller blades, RLM 70 Black-Green.

National Markings: Fuselage; B3 800 mm Black and White crosses; H3 Black *Hakenkreuz*

Wings: Upper - B6 910 mm White outline crosses Lower - B3 900 mm Black and White crosses

Stencilling: Factory standard, *Kornjark* under canopy port side only.

References: **JG 300 Vol. 1** page 296, 297

"Yellow 18" Fw 190 A-7 6./JG 300 August 1944 Holzkirchen, Germany

Pilot unknown. This aircraft was equipped with flash suppressors on the gun troughs. *Werknummer* unknown. No DF loop, base intact; FuG 25 a and FuG 16zy are intact.

Colors: Under surfaces RLM 76; upper surfaces RLM 75/ RLM 74. Yellow undercowling. Spinner; Black with White spiral. Propeller blades RLM 70 Black-Green.

National Markings: Fuselage; B3 800 mm Black and White crosses; H2a Black with White outline *Hakenkreuz*.

Wings: upper - B6 910 mm White outline crosses; Lower - B2 900 mm Black/White with thin Black outline crosses

Stencilling: Factory standard, II. *Gruppe* JG 300 shield on both sides of engine cowling, boar running to the front on both sides.

References: **JG 300 Vol. 1** page 273

"Red 21" Fw 190 A-6/Neptun 6./JG 300 February 1944 Le Bourget, France

EagleParts #53-32 Main Tire and wheel set is recommended. To convert an A-5 kit to an A-6, simply replace the A-5s MG FF 20 mm cannons in the outboard position with MG 151 20 mm cannons. The underwing panels will have to be changed to accommodate this armament. To correctly replicate this aircraft the appropriate antennae must be added. DF loop, and FuG 25 antenna intact.

Colors: Under surfaces RLM 76; upper surfaces RLM 75/RLM 74, but completely over sprayed with RLM 76 to soften and lighten the camouflage. A fresh over painting behind the Red number 21 of RLM 76 to obliterate the previous number. Spinner; Black with White spiral. Propeller blades RLM 70 Black-Green.

National Markings: Fuselage; B4 800 mm Black outline crosses; H2a Black with White outline *Hakenkreuz*.

Wings: upper - B6 910 mm White outline crosses; Lower - B3 900 mm Black and White crosses

Stencilling: Factory standard, partially over sprayed with RLM 76

Reference: **JG 300 Vol. 1** page 129

"Yellow 1 N" Fw 190 A-7/Neptun 6./JG 300 March 1944 Rheine, Germany

Pilot: Lt. Klaus Bretschneider. FuG 217 *Neptun* radar antennas have to be fabricated by the modeler. No armored headrest in this A-7. DF loop, FuG 25a and FuG 16zy intact.

Colors: Under surfaces RLM 76 Light Blue; upper surfaces RLM 75/RLM 74. Wide Dark Red JG 300 fuselage band. Spinner; Black with White spiral. Propeller blades RLM 70 Black-Green.

National Markings: Fuselage; B3 800 mm Black and White crosses; H2a Black with White outline *Hakenkreuz*.

Wings: upper - B6 910 mm White outline crosses; Lower - B2 900 mm Black/White with thin Black outline crosses

Stencilling: Factory standard, II./JG 300 shield on both sides of cowling, boar running towards front on both sides. Four Black victory bars on both sides of rudder.

References: **JG 300 Vol. 1** pages 157, 161
