



Registered Trade Mark

1/72nd Scale.

# De-Havilland D.H. 60 G Gipsy Moth

CAT. No. F.169.

## INSTRUCTIONS

It is recommended that the instructions and exploded view are studied and assembly practised before commencing.

Use Frog or Britfix Polystyrene Cement and Frog or Humbrol Paints.

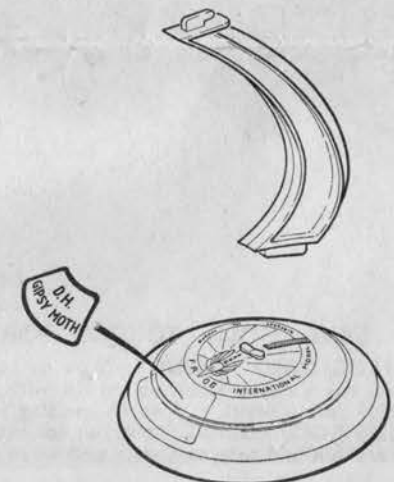
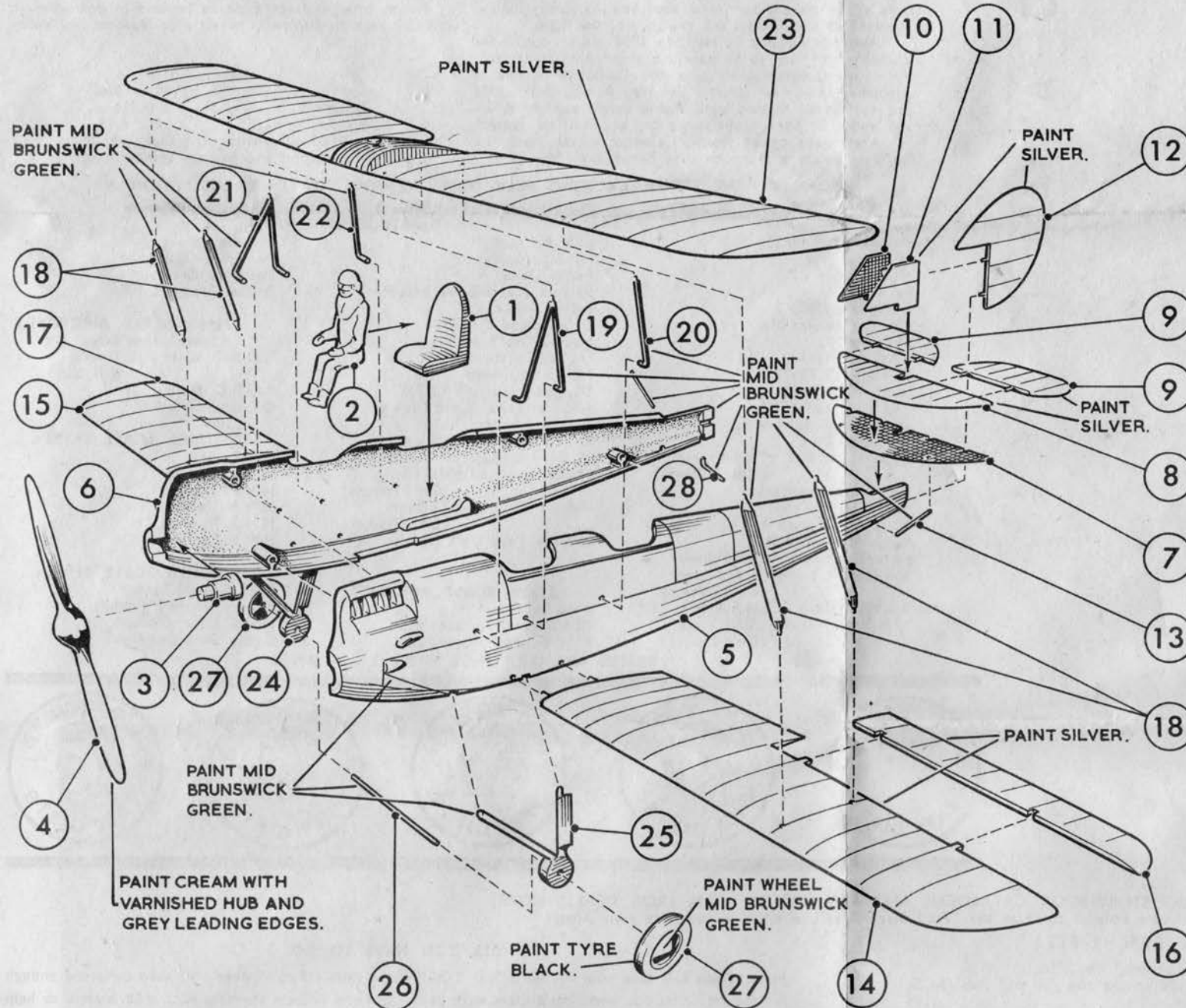
It may be necessary in some cases to mix two or more colours to obtain shades required. Paint all small parts before assembly.

Keep cement well away from face, eyes and clothing.

## ASSEMBLY INSTRUCTIONS.

**NOTE.** Paint Helmet and Coat Service Brown on Part No. 2.

1. Cement and locate together Part Nos. 1 to 6, making sure that Part No. 4 is able to rotate.
2. Cement and locate in position Part Nos. 7 to 13.  
**NOTE.** When assembling Parts 14 to 23 make sure assembly is correctly aligned.
3. Cement and locate in position Part Nos. 14 to 17.
4. Cement and locate in position Part Nos. 18 to 23. Allow to dry.
5. Cement and locate in position Part Nos. 24 to 27, making sure that Part Nos. 26 and 27 are able to rotate.
6. Cement and locate in position Part No. 28.
7. At this stage it is best to paint the model. See instructions for colours (overleaf and on underside of box).
8. Apply transfers. First cut the sheet into 13 separate subjects, then dip each into water for about half a minute, slide off backing into position shown on illustration.
9. Cement together stand and locate arm of stand in slot on model.



## HISTORY.

The D.H. Gipsy Moth was designed and built by the De Havilland Aircraft Co. Ltd., Stag Lane Aerodrome, Middlesex.

The Gipsy Moth will always be associated with Amy Johnson's historic flight, which was the first solo flight from England to Australia by a woman.

Gipsy Moth G—A.A.A.H. (the subject of our model) started its career as a special long range single seater built for Air Taxis Ltd.

After Amy Johnson acquired G—A.A.A.H. she named it Jason which was the trade name of her father's business. Lord Wakefield and her father provided the money for the purchase of the aircraft and the cost of the flight.

Amy left England on May 5th, 1930 and set course for Vienna which was to be her first stop. Amy went from Vienna to Constantinople over the Taurus mountains to Aleppo in the Syrian Desert. Between Aleppo and Bagdad she was forced to land until a sand storm abated. When she landed at Karachi she was a day ahead of the record.

Amy went on to Jhansi, Calcutta, Akyab, over the Burmese jungle to Rangoon then Bangkok on May 17th.

Time was lost in India through a minor mishap and in the Dutch East Indies she was delayed for several days. There was no hope now of beating the record of 15½ days.

Amy took off from Atamboea on Timor Island and set course for Port Darwin. When Amy landed at Darwin Airfield on May 24th, her welcome was tumultuous. She had taken only three days longer than the record.

From Port Darwin Amy flew with an escort to Brisbane where she damaged the aircraft on landing. She went on a month's tour of Australia while Jason was repaired by De Havilland's at Sydney and went on exhibition.

Amy brought Jason back to England by sea where it may be seen on display in the Science Museum in London.

### Data :

Span	...	...	30ft. 0ins.
Length	...	...	23ft. 11ins.
Height	...	...	8ft. 9½ins.
Range 1,000 miles with extra fuel tanks fitted in front cockpit and baggage compartment.			

### SOME OF THE OTHER EXCITING FROG KITS TO ADD TO YOUR COLLECTION \*

#### 1/72nd SCALE AIRCRAFT :

Percival Proctor IV.  
Hawker Sea Fury X.  
Miles Magister  
Miles Master III.  
Fokker D21  
Dewoitine D520C  
Morane Saulnier 406  
Macchi C202  
Curtis Kittyhawk  
Focke Wulf FW.190  
Hawker Typhoon  
Republic Thunderbolt  
Supermarine Spitfire II.  
Mitsubishi Zero  
Supermarine S6B. (Trail Blazers)  
(Gold Tokens)  
North American Sabre  
Bristol Beaufort II.  
Westland Wessex I.  
Airspeed Oxford II.  
Fairey Barracuda (Gold Tokens)  
Spirit of St. Louis (Trail Blazer)  
(Gold Tokens)  
Blackburn Skua (Gold Tokens)  
Westland Wallace (Trail Blazer)  
(Gold Tokens)

D.H. Comet 88 (Trail Blazer)  
(Gold Tokens)  
G.A. Hotspur II.  
Hawker Hunter  
Fairey Delta  
Vickers Supermarine Attacker  
Fairey Gannet  
De Havilland D.H.110  
Hawker Sea Hawk  
English Electric P.1  
Martin Baltimore  
Douglas Boston III. (DB/7B)  
Junkers J.U.88 (Gold Tokens)  
Gloster Javelin  
English Electric Canberra PR7  
Martin Marauder II.  
North American Mitchell  
(Gold Tokens)  
Vickers Vimy (Trail Blazer)  
(Gold Tokens)  
Handley Page Dart Herald

De Havilland Comet  
Avro Vulcan  
Vickers Valiant  
Air France Caravelle  
Swiss Air Caravelle  
Bristol Britannia 100

#### 1/144th SCALE AIRCRAFT :

Special New Super Kit.  
B.O.A.C. Super V.C.10 with  
flashing lights  
B.O.A.C. Boeing 707  
Qantas Boeing 707

#### 1/500th SCALE SHIPS :

H.M.S. Hero  
H.M.S. Ashanti  
H.M.S. Torquay  
H.M.S. Undine  
H.M.S. Revenge  
H.M.S. Exeter

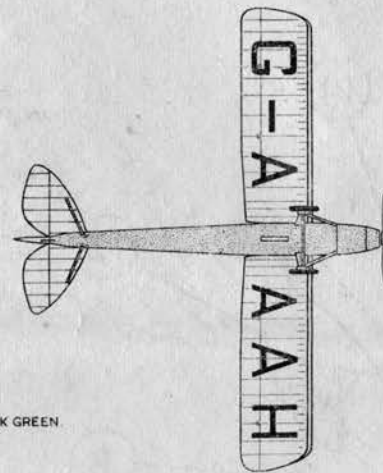
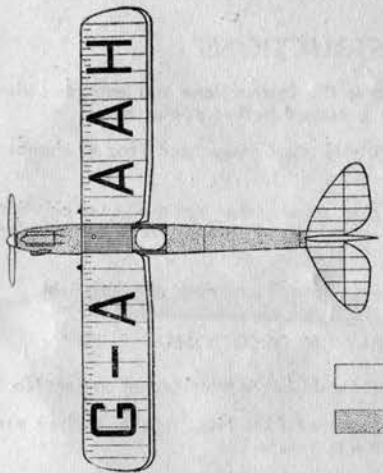
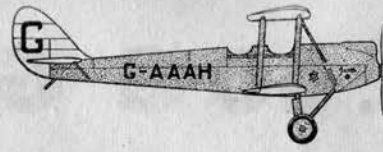
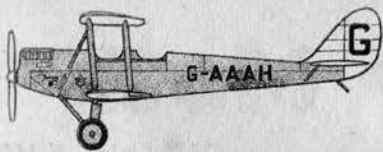
#### OTHER SCALE SHIPS :

Shell Coastal Tanker  
Trinity House Lightship  
H.M.S. Tiger, Cruiser  
Battle Class Destroyer

#### 1/96th SCALE AIRCRAFT :

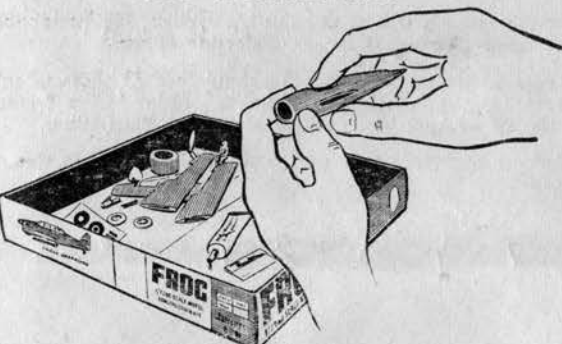
Avro Lancaster  
BEA Vickers Viscount 800  
KLM Vickers Viscount 800

\* PRICES ARE U.K. ONLY FROM 2/- to 19/11.



PAINT SILVER.  
PAINT MID BRUNSWICK GREEN.

### NEW FROG BOX CONVERTS INTO WORKING TRAY



GET YOUR FROG STORY-BOOK CATALOGUE AND ALBUM FROM YOUR FROG DEALER NOW!  
Collect all the picture transfer cards in the "Trail Blazers" kits in order to complete your Album.

### SAVE GOLD TOKENS FOR EXCITING FREE GIFTS!

Here are 5 FROG GOLD TOKENS for you to collect for the wonderful free gifts.  
Every time you buy a FROG Construction Kit with a GOLD TOKEN on the box you will find FROG GOLD TOKENS inside which are worth exciting free gifts to you.  
Save your FROG GOLD TOKENS. Look out for other FROG Construction Kits with GOLD TOKENS

### ALL YOU HAVE TO DO.

Just cut out and save your FROG GOLD TOKENS on this leaflet. When you have collected enough for the free gifts you want, send them with your name and address together with a 3d. stamp, to help with the postage of your gift to:—