

# 338 Squadron 'Ares' Goes Pholkel 2019

® Aviation Project designed the paint scheme for Hellenic Air Force (HAF) 338 Sqn 'Ares' Goes Pholkel 2019 F-4E AUP Phantom II. This is a special paint scheme for the participation of 338ers in RNLAf Open Days - "Luchtmachttagen 2019" which took place at Volkel Air Base on June 14-15, 2019.

## THE CONCEPT

The aviation project started in mid March 2019. First thing designed was the official emblem meant to be an embroidered patch, depicting Spooky wearing yellow traditional Dutch clogs and carrying a gun with a tulip in its barrel. This setup is honoring the hosting country which was our main objective highlighting in parallel the peaceful purpose of the Phantom's flight in that case. About the special airplane paint scheme the saying of Julius Caesar "Si vis pacem, para bellum" (translated as "if you want peace, prepare for war") was the basic idea behind the overall setup. The phrase alone is used above all to affirm that one of the most effective means to ensure peace is to be armed and well trained to defend oneself. Setting together the Ancient Greek God of War "Ares" (call sign of 338 Sqn) with the peaceful Phantom Spooky the goal was achieved. Design started late May 2019 and as preplanned implementation was completed two days before pair's flight to Volkel AB. S/N of the specially decorated HAF F-4E AUP Phantom II aircraft is 01507. The second of the pair flying to Volkel Air Base for "Luchtmachttagen 2019" was S/N 71758.

## WING TANKS

The painting process of the wing tanks was based on the production of stencils in several layers. Blue & white were used to represent the Greek national flag colors and orange color to symbolize the hosting country (as known orange is the color of the Dutch/Royal Family). Some important details are: the Dutch tulip forming the letter 'Q' of abbreviation word SQN and the Latin number II pointing to Phantom II. Latin II has been internally decorated by the shape of Athens FIR (Flight Information Region) area as daily protected by HAF (thumb photo # 4). The Artwork Team was consisted by three (3) pilot officers and Aviation Project representative:

- Lieutenant John Kotzagiannis aka "Kotzila"
- Lieutenant Xenofon Mokkas aka "Smokky"
- Lieutenant Dimitris Skouras aka "Rambo"
- Sotiris Kakaletis aka "Soka"

## RUDDER DECORATION

The rudder decoration was based on stickers covering the biggest percentage of the tail area as shown in the above photos. Left side represented Ares the ancient Greek God of war. Observe the Athens FIR boundaries around the map of Greece and HAF roundel pointing Andravida Air Base on the same map. Right side represented peace-making Spooky the worldwide known mascot of the McDonnell Douglas F-4 Phantom II aircraft. Peace and War harmoniously coexisted in the two sides of the F-4 AUP in a bipolar expression of the central project's concept.

Text by Sotiris Kakaletis. Copyright 2019 ©AviationProject.com. All Rights Reserved.



# PLACE ALL BASIC KIT STENCIL DECALS OR ASK FOR PROCALLS F-4E AUP STENCILS

**FOR SCRATCH MAKING**

ANTENNA	BASE	ANTENNA	BASE	ANTENNA	BASE
IFF ANTENNAS ACTUAL SIZE 1/72	IFF ANTENNAS ACTUAL SIZE 1/48	IFF ANTENNAS ACTUAL SIZE 1/32	IFF ANTENNAS ACTUAL SIZE 1/48	IFF ANTENNAS ACTUAL SIZE 1/32	IFF ANTENNAS ACTUAL SIZE 1/32

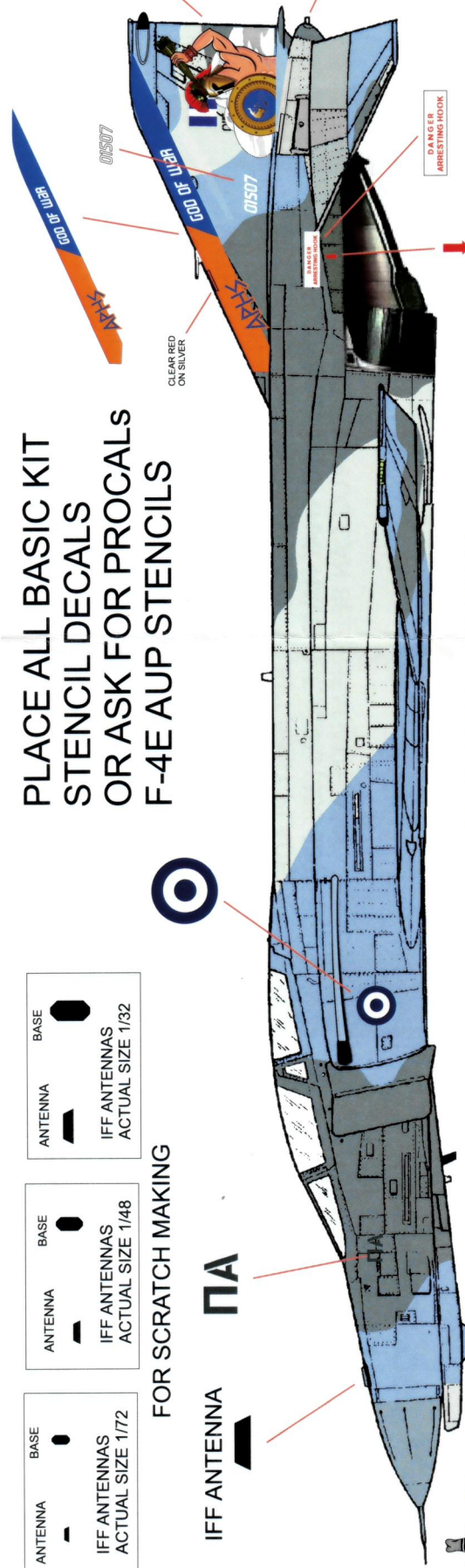
IFF ANTENNA

ΠΑ

FOR SCRATCH MAKING




	FS 36237
	FS 36251
	FS 36307
	FS 36320(OIGINAL) FS 36231(SUGGESTED)



USUALLY NEVER SUGGEST  
SPECIFIC COLOR BRAND...  
BUT WHEN WE DO IT  
PLEASE USE THEM.  
OUR DECALS COLORS  
MATCH ON THE ALMOST EXACTLY

FOR MORE REVERENCE PHOTOS  
JUST GOOGLE IT AS  
338 F-4E AUP AT UDEN-VOLKEL




ΠΑ

	SILVER
	H15 BRIGHT BLUE
	H14 ORANGE

**CAUTION**  
COLOR HUE ON GUIDE  
DON'T APPEAR AS  
ORIGINAL FS HUE.

MASK TANKS AS SHOWN  
PAINT H14 FIRST THEN  
PAINT H15



ALL GREEK F-4E A.U.P HAVE IFF ANTENNAS  
ON TOP NEAR RADAR NOSE (4PCS)  
THE SPECIFIC HAVE ALSO D.I.A.S ANTENNAS  
ON THE SIDE OF EACH AIR INTAKE  
1 SENSOR UNDER THE GUN  
1 R.W.R ON TOP OF TAIL  
1 SENSOR ON PARACHUTE DOOR

**PROCALL** by Orestis Petroutsopoulos  
**338SQ ARHS Phokel 2019**  
<https://www.facebook.com/Procall-Decals>

Original artwork by AviationProject.com

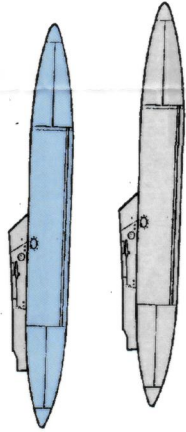
**IFF ANTENNAS  
POSITION**  
4PCS



CAMO PATTERN ARE BASIC SAME ON ALL AUPs BUT THE LINES MAYBE ARE DEFERENT BETWEEN PLANES

RED AND WHITE STRIPE FOR CLOSED WING SLAT (for open white x2)  
1/72 0,7mm (1,4mm)  
1/48 1,00mm (1,mm)  
1/32 1,5mm (3,00mm)

GREEK F-4E AUPs HAVE THE CAPABILITY AND ARMED WITH 2 AIM-120 AMRAAM ON THE FRONT PLACE OF AIM-7 (WHEN HAVE THE CENTERLINE TANK ON) AND 2 AIM-9P AND 2 AIM-9L ON CLASSIC INWARD DOUBLE RACK. IF SEE A 338ers SQ PLANE ALSO WILL SEE THEM WITH THE LITENING AIMING POD (ALSO A CAPABILITY OF ALL AUPs BUT THE 339SQ SPECIALIZES ON BOMBING ATTACK) ON FRONT LEFT AIM-7 PLACE. AFTER 2018 ALL 2 SQ THAT HAVE THE AUPs (338-339) HAVE BE ONE . SO YOU CAN SEE THEM WITH ANY LOAD.











WING AND CENTERLINE TANKS YOU WILL SEE THEM IN 2 BASIC COLORS BUT ALSO IN OLDER PHOTOS AND OTHERS...

**FRONT SENSOR PLACE**



**REFERENCE PHOTO OF SENSOR AND LITENING POD**

-  FS 35237
-  FS 36251
-  FS 36307
-  FS 36320
-  FS 36231(SUGGESTED)
-  SILVER
-  FS 36375



APPLY ALL KIT BASIC STENCILS OR ASK FOR PROCALs FOR F-4E AUP STENCILS

ONLY UNDER

ONLY UNDER




DESIGNED AND PRINTED IN GREECE

**PROCAL**


By

Orestis Petroutsopoulos

<https://www.facebook.com/Procal-Decals>



Rear Instrument Panel



Front Instrument Panel



Shape and place of front sensor on gun bay



(easily made from epoxy putty)

IFF front antennas shape and place




find dimensions and shape in instructions easily made from plastic sheet



Parachute door details for AUP

Rear top tail antenna detail



All these details easily can find in scale from several Phantom versions kits (EJ J S) as spare parts **DON'T FORGET GREEKAUPS HAVE ALL EXTENDED SLATS AND SLOTTED STABILATORS**



DIAS antennas **NOT AT ALL PLANES** check your references

In scale  
1/72

Hasegawa C02 (best choice most complete)  
Revell F-4F (have slotted stabilators)

1/48

Hasegawa F-4E

1/32

REVELL F-4E MIG KILLER

REVELL F-4G

TAMIYA F-4E

(need extra extended slats)