




F-16C/CG FIGHTING FALCON

48-085

64th Дивизион ГСФЯС



BONUS 1/32 SCALE MARKINGS



PRINTED BY



AFTERBURNER
DECALS

AFTERBURNERDECALS.COM

MARKINGS FOR

25

DIFFERENT AIRCRAFT

© COPYRIGHT 2012 AFTERBURNER DECALS ALL RIGHTS RESERVED

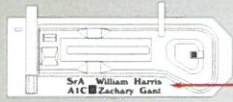


64 AGRS Commander



Lt Col Scott Poteet
SSgt Colby Vincent
SrA William Harris

86-0280 BLOCK 32, 2012



Lt Col Scott Poteet
SSgt Colby Vincent
OPPOSITE SIDE
CANOPY RAIL
SrA William Harris
A1C Zachary Gant



USE THIS BADGE ON THE OPPOSITE SIDE

THIS POSITION ON THE OPPOSITE SIDE



Lt Col Matthew Roberson
SSgt Chris Mustard
SrA Robert Smith

86-0280 BLOCK 32, 2009-2010



Lt Col Matthew Roberson
SSgt Chris Mustard
OPPOSITE SIDE
CANOPY RAIL
SrA Robert Smith
SrA David Shuster

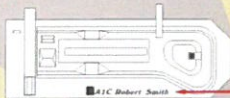
USE THIS BADGE ON THE OPPOSITE SIDE

THIS POSITION ON THE OPPOSITE SIDE

* IN 2008, 86-0280 WORE THE SAME COMMANDER'S SCHEME AS ABOVE. USE THE CREW NAMES WITHOUT THE DROP-SHADOW.

Lt Col Matthew Roberson
LEFT SIDE
CANOPY RAIL

SSgt Chris Mustard
A1C Kevin Wideman
RIGHT SIDE
CANOPY RAIL

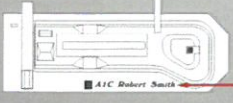
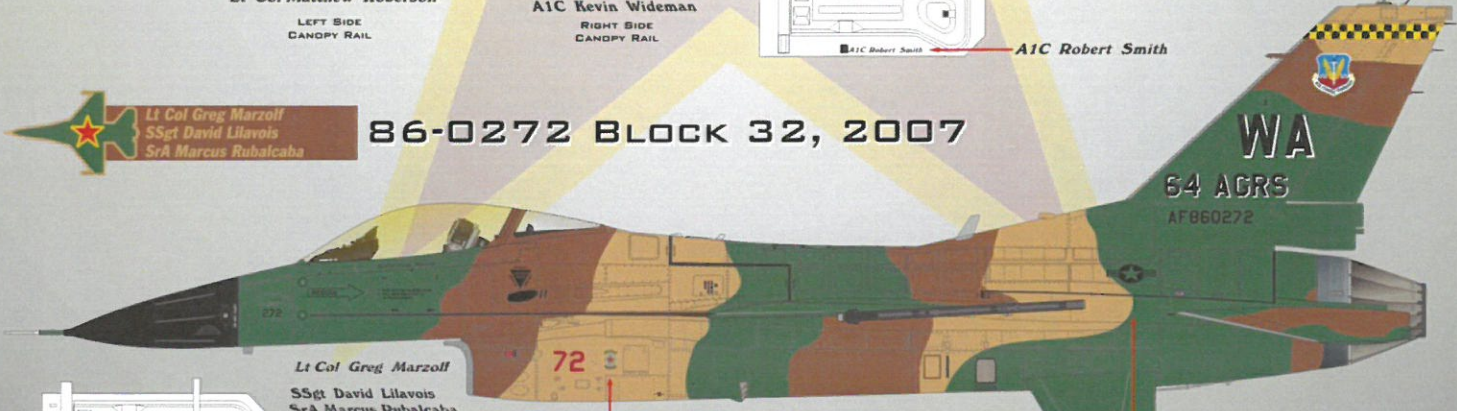


A1C Robert Smith



Lt Col Greg Marzoff
SSgt David Lilavois
SrA Marcus Rubalcaba

86-0272 BLOCK 32, 2007



Lt Col Greg Marzoff
SSgt David Lilavois
SrA Marcus Rubalcaba
OPPOSITE SIDE
CANOPY RAIL
A1C Robert Smith

USE THIS BADGE ON THE OPPOSITE SIDE

THIS POSITION ON THE OPPOSITE SIDE




Lt Col Paul Huffman
SSgt Travis Baity
A1C Matthew Martinez

2005

Lt Col Paul Huffman
LEFT SIDE
CANOPY RAIL

SSgt Travis Baity
RIGHT SIDE
CANOPY RAIL




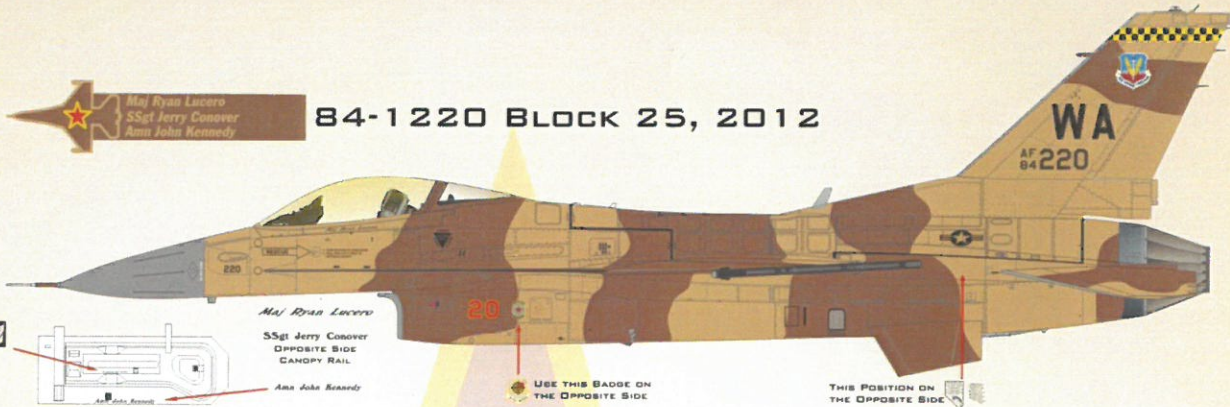

A1C Matthew Martinez
Ann Marcus Rubalcaba

PAINT BARN LODG
RIGHT AFT STRAKE

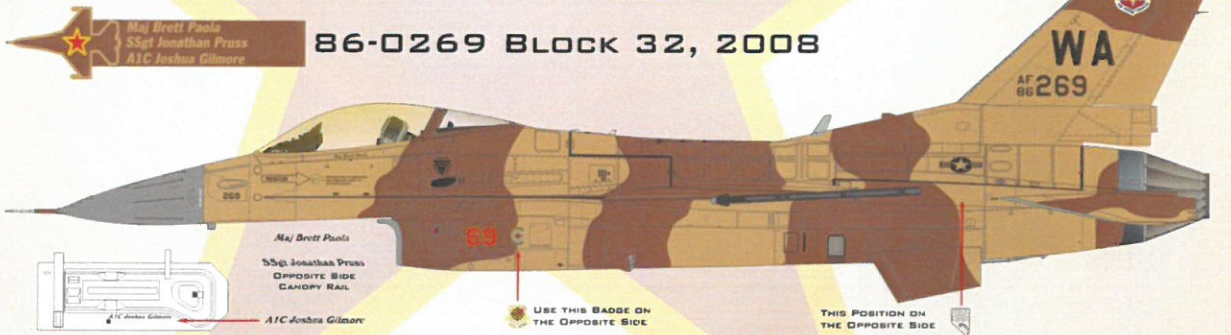
MODELER'S NOTE

86-0272 HAS A BLACK RADOME AND BLACK GUN MUZZLE. THE INTAKE LIP REMAINS UNPAINTED (LIGHT GRAY FS 36251) ON BOTH 272 AND 280. PAINT SCHEMES VARIED BETWEEN REPAINTS. VERIFY YOUR PARTICULAR SCHEME WITH PICTURES FROM THE APPROPRIATE TIME FRAME.


Desert Flanker Scheme



MODELER'S NOTE MAJ SCOTT PETZ WAS THE ASSIGNED PILOT IN EARLY 2012. CAPT CLEGG IS THE CURRENT PILOT.





MODELER'S NOTE 86-0251 HAS A BLACK GUN PORT.



MODELER'S NOTE 86-0271 HAS A BLACK GUNPORT AND LACKED WALKWAY MARKINGS IN 2008.

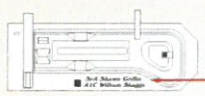
Desert Flanker Scheme



★ **2009**
 Capt Geremy Goldberry
 SrA Trevor Acor
 SrA Shawn Griffin

87-0267 Block 32, 2009

WA
 AF 87 267



2009
 Capt Geremy "Bear" Goldberry
 SrA Trevor Acor
 OPPOSITE SIDE
 CANOPY RAIL
 SrA Shawn Griffin
 A1C William Slaggs

USE THIS BADGE ON THE OPPOSITE SIDE

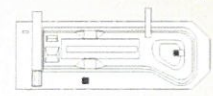
THIS POSITION ON THE OPPOSITE SIDE

2008

★ **2008**
 Flt Lt Timothy James
 SSgt Michael Solberg
 SrA Trevor Acor

2008
 Flt Lt Timothy James
 LEFT SIDE
 CANOPY RAIL

2008
 SSgt Michael Solberg
 SrA Trevor Acor
 RIGHT SIDE
 CANOPY RAIL

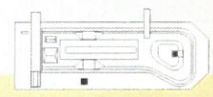


2007

★ **2007**
 Flt Lt Timothy James
 SrA Matthew Ashema
 SrA Justin McCracken

2007
 Flt Lt Timothy James
 LEFT SIDE
 CANOPY RAIL

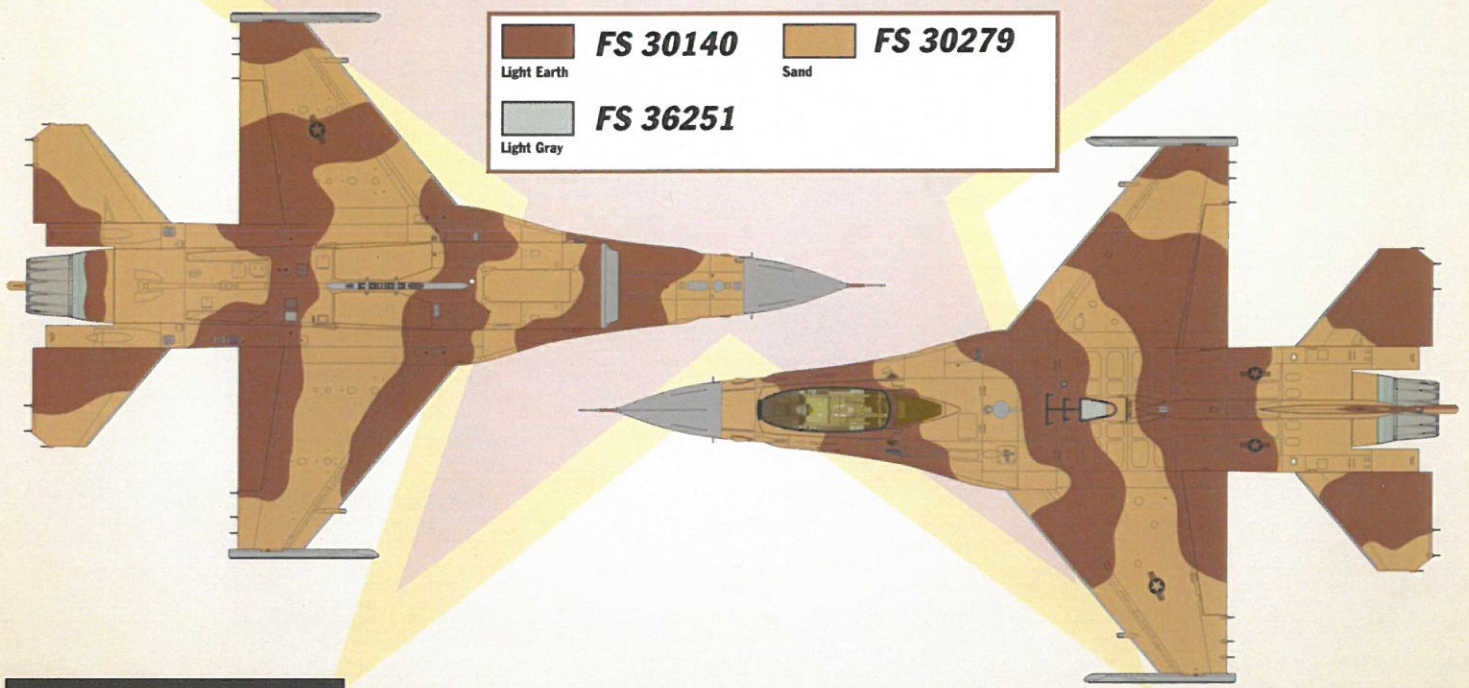
2007
 SrA Matthew Ashema
 SrA Justin McCracken
 RIGHT SIDE
 CANOPY RAIL



MODELER'S NOTE

87-0267 HAS A BLACK GUN PORT. IN 2007 AND 2008, 267 SPORTED A BLACK RADDOME. BY 2009, THE RADDOME HAD BEEN CHANGED TO A STANDARD GRAY ONE.

	FS 30140		FS 30279
Light Earth		Sand	
	FS 36251		
Light Gray			



MODELER'S NOTE

EACH AGGRESSOR PAINT SCHEME HAS A COLOR COORDINATED PITOT TUBE.



LIZARD SCHEME
 FS 34079



BLUE FLANKER/BLIZZARD SCHEME
 FS 35109

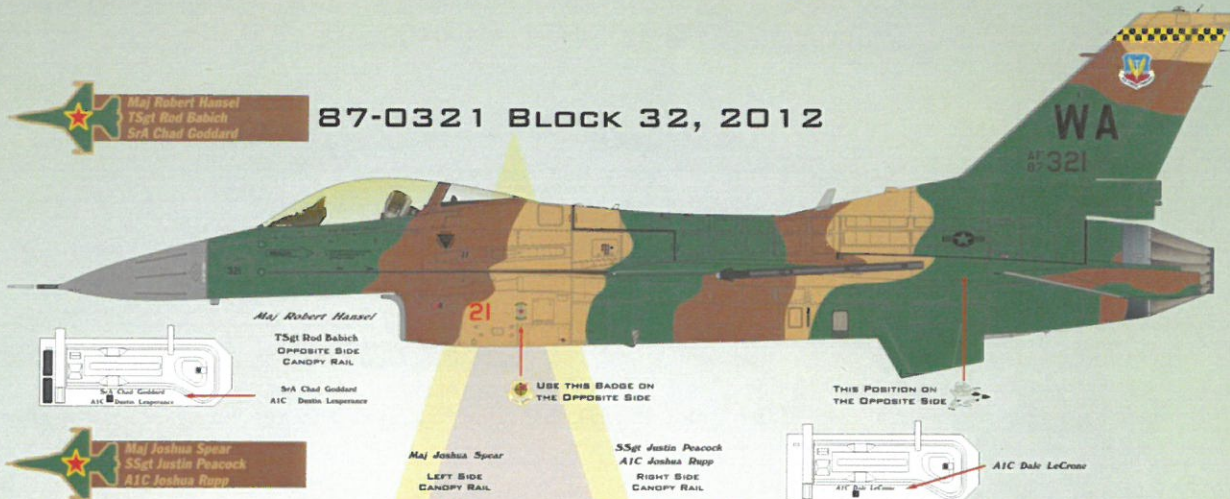



DESERT FLANKER SCHEME
 FS 30140



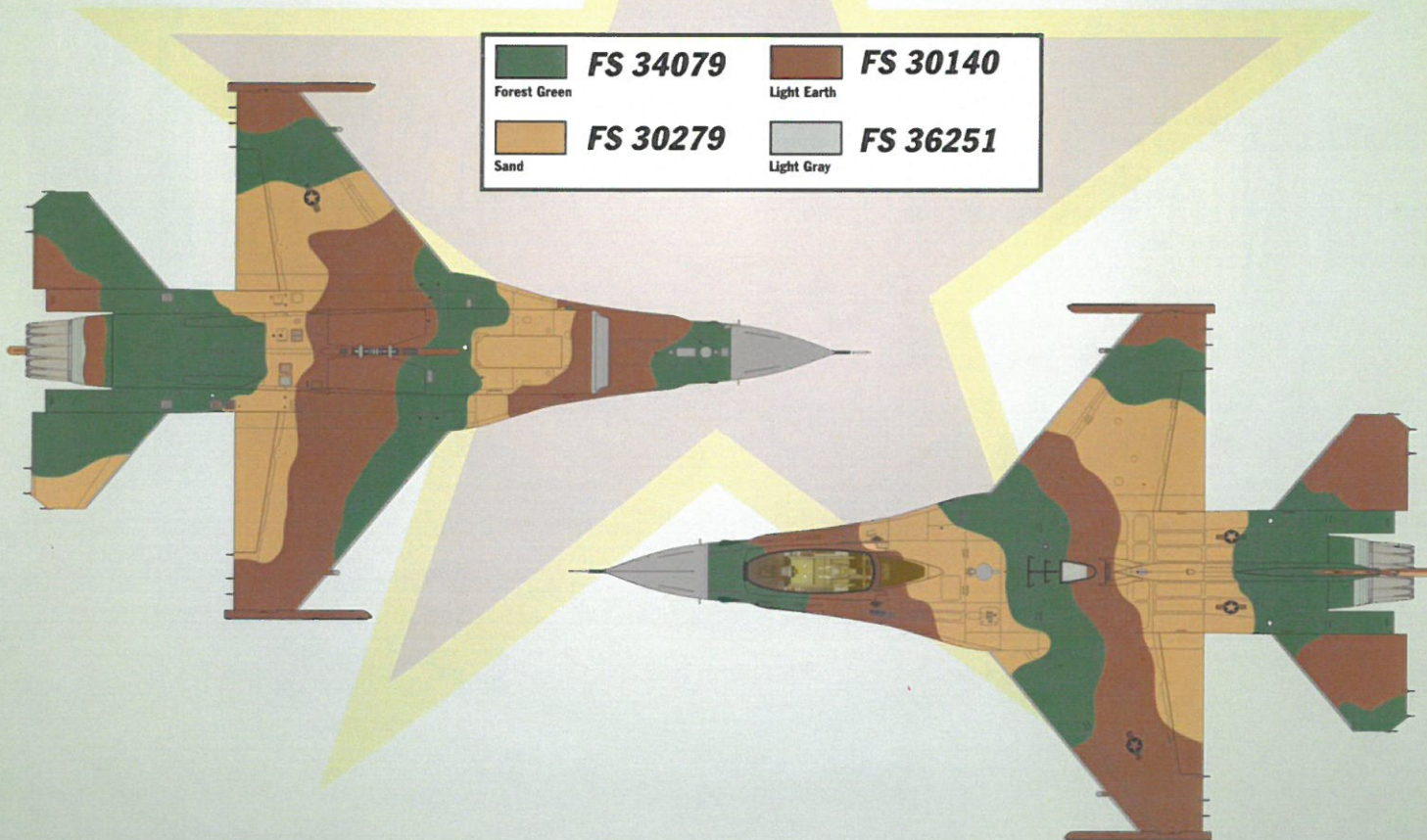
ARCTIC SCHEME
 FS 37038

Lizard Scheme



MODELER'S NOTE IN 2012, THE LANDING/TAXI LIGHTS WERE MOVED TO THE NLG DOOR FROM THE MLG.


	FS 34079 Forest Green		FS 30140 Light Earth
	FS 30279 Sand		FS 36251 Light Gray



MODELER'S NOTE

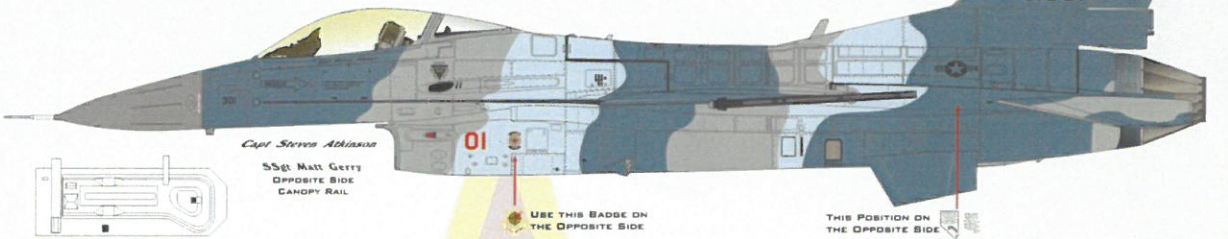
WHILE ALL THE AGGRESSOR JETS HAVE THE SAME PAINT PATTERN, THERE ARE NO TWO JETS ALIKE. WHEN BEING PAINTED, YOU ALWAYS HAVE THE HUMAN FACTOR. THIS WILL INEVITABLY CAUSE MINOR DIFFERENCES DEPENDING ON HOW CLOSELY THE TEMPLATE WAS FOLLOWED. WE HAVE TRIED TO ACCURATELY PORTRAY WHAT WE FEEL ARE THE STANDARD PATTERNS. WHEN PAINTING YOUR MODEL, WE RECOMMEND YOU USE REFERENCE PHOTOS OF THE ACTUAL JET WHICH CAN BE EASILY FOUND WITH A QUICK INTERNET IMAGE SEARCH.

Blue Flanker Scheme



★ *Capt Steven Atkinson*
SSgt Matt Gerry

84-1301 BLOCK 25, 2012



Capt Steven Atkinson
SSgt Matt Gerry
OPPOSITE SIDE
CANOPY RAIL


USE THIS BADGE ON THE OPPOSITE SIDE

THIS POSITION ON THE OPPOSITE SIDE

MODELER'S NOTE 84-1301 HAS A BLACK GUN PORT AND POLISHED PITOT TUBE.

85-1418 BLOCK 25, 2012

★ *Capt Phillip Jackson*
TSgt Derek Bunker
SrA Zachary Townsend



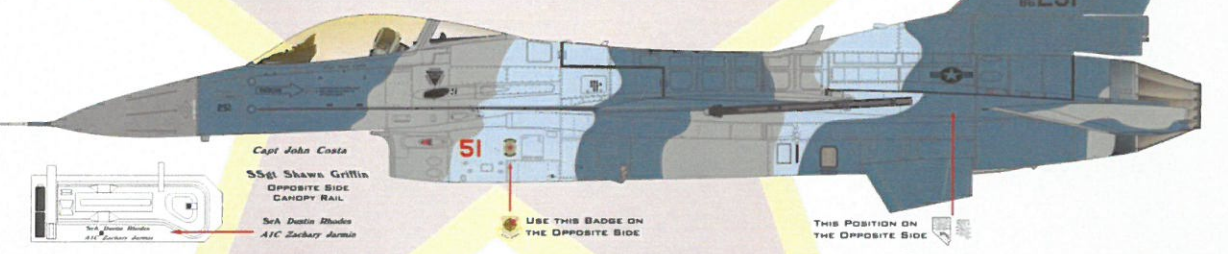
Capt Phillip Jackson
OPPOSITE SIDE
CANOPY RAIL
TSgt Derek Bunker
SrA Zachary Townsend

USE THIS BADGE ON THE OPPOSITE SIDE

MODELER'S NOTE 85-1418 HAS A BLACK GUN PORT AND LIGHT GRAY FS 36251 PITOT TUBE.

★ *Capt John Costa*
SSgt Shawn Griffin
SrA Dustin Rhodes

86-0251 BLOCK 32, 2012



Capt John Costa
SSgt Shawn Griffin
OPPOSITE SIDE
CANOPY RAIL
SrA Dustin Rhodes
A1C Zachary Jurnas

USE THIS BADGE ON THE OPPOSITE SIDE

THIS POSITION ON THE OPPOSITE SIDE

2009 ★ *Capt Julie "Disco" Moore*
SSgt Tyler Groff
SrA Jared Basile

Capt Julie "Disco" Moore
LEFT SIDE
CANOPY RAIL


SSgt Tyler Groff
RIGHT SIDE
CANOPY RAIL

SrA Jared Basile
A1C Chad Goddard

MODELER'S NOTE 86-0251 HAS A BLACK GUN PORT. IN 2012, THE LANDING/TAXI LIGHTS WERE MOVED TO THE NLG DOOR FROM THE MLG.

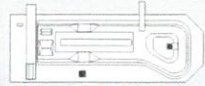
86-0271 BLOCK 32, 2012

★ *Sqn Ldr Rory Hederman*
SSgt Chris Simpson
A1C Charles Maldonado



Sqn Ldr Rory Hederman
OPPOSITE SIDE
CANOPY RAIL
SSgt Chris Simpson
A1C Charles Maldonado

USE THIS BADGE ON THE OPPOSITE SIDE



Maj David Michaud
LEFT SIDE
CANOPY RAIL



SrA Kevin Rawlings
SrA Robert Hipple
RIGHT SIDE
CANOPY RAIL

★ *Maj David Michaud*
SrA Kevin Rawlings
SrA Robert Hipple


2008

MODELER'S NOTE 86-0271 HAS A BLACK GUNPORT AND LACKED WALKWAY MARKINGS IN 2008. IN 2012, THE LANDING/TAXI LIGHTS WERE MOVED TO THE NLG DOOR FROM THE MLG.

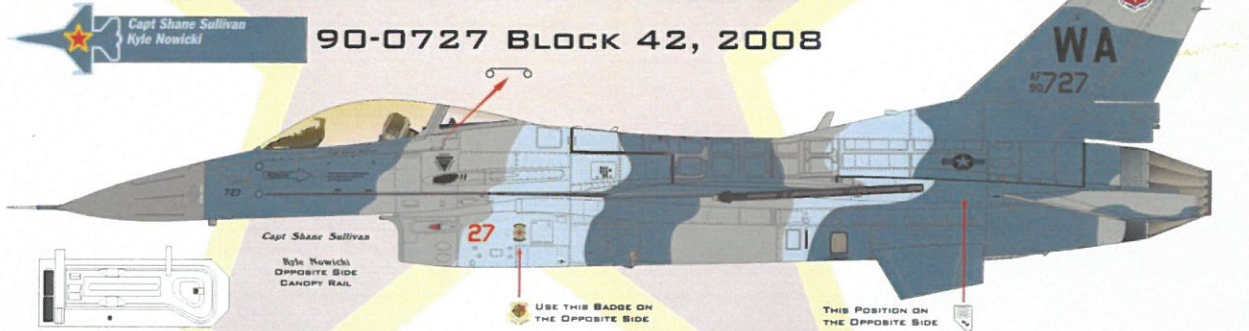
Blue Flanker Scheme




MODELER'S NOTE 86-0273 LACKS WALKWAY MARKINGS IN 2009.



MODELER'S NOTE THE FORWARD TEARDROP RHAW ANTENNAS LOCATED ON EITHER SIDE OF THE NOSE ARE PAINTED LIGHT GRAY FS 36251




2004








MODELER'S NOTE 90-0727 HAS A BLACK GUN PORT.

MODELER'S NOTE 90-0740 HAS A BLACK GUN PORT AND LACKS FORWARD SERIAL NUMBERS ON EITHER SIDE OF THE NOSE


Blue Flanker Scheme



 FS 35109 Aggressor Blue	 FS 35450 Air Superiority Blue
 FS 36270 Neutral Gray	 FS 36251 Light Gray



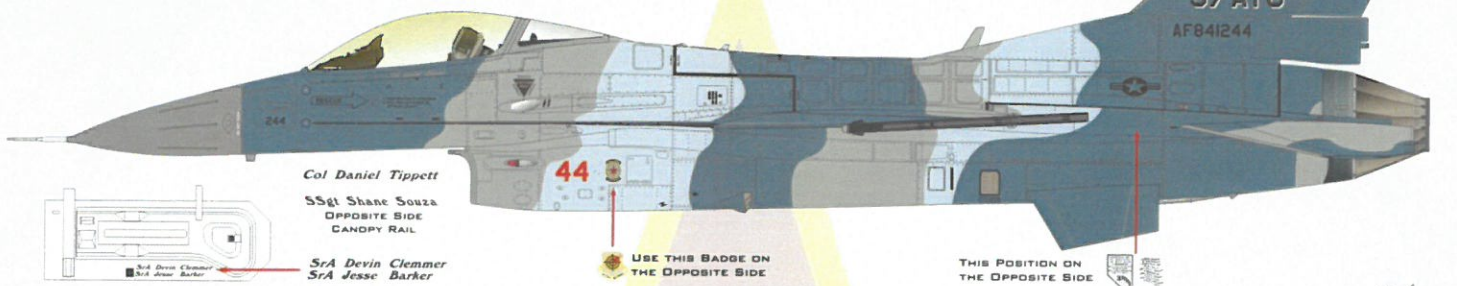
THE 64TH AGGRESSOR SQUADRON (64 AGRS) IS ASSIGNED TO THE 57TH ADVERSARY TACTICS GROUP, 57TH WING, STATIONED AT NELLIS AIR FORCE BASE, NEVADA. THE 64 AGRS IS ASSIGNED THE F-16C+ FIGHTING FALCON AND PAINTED IN CAMOUFLAGE SCHEMES IDENTICAL TO THOSE OBSERVED ON RUSSIAN-MANUFACTURED FIGHTERS. THE 64 AGRS PROVIDES COMBAT AIR FORCES WITH THE OPPORTUNITY TO TRAIN AGAINST A REALISTIC, FULLY INTEGRATED THREAT ARRAY DURING LARGE AND SMALL-SCALE EXERCISES SUCH AS RED FLAG - NELLIS, RED FLAG - ALASKA, MAPLE FLAG, GREEN FLAG AND DISSIMILAR AIR COMBAT TRAINING DEPLOYMENTS. THE OFFICIAL USAF AGGRESSOR PROGRAM WAS BORN IN 1972 AS A RESPONSE TO THE POOR AERIAL COMBAT PERFORMANCE OF U.S. AIR FORCE AIRCREWS IN VIETNAM. THE AGGRESSORS' CHARTER REMAINS TO THIS DAY TO IMPROVE COMBAT PERFORMANCE THROUGH REALISTIC, CHALLENGING TRAINING AND EDUCATION. THEY ACCOMPLISH THIS AS THE USAF'S PROFESSIONAL ADVERSARIES, FLYING FOR EXERCISES, USAF WEAPONS SCHOOL SYLLABUS SUPPORT, PRIORITY TEST MISSION SUPPORT AND ROAD SHOWS THAT VISIT VARIOUS ACC UNITS THROUGHOUT THE USAF.



57 ATG Commander

Col Daniel Tippett
 SSgt Shane Souza
 SrA Devin Clemmer

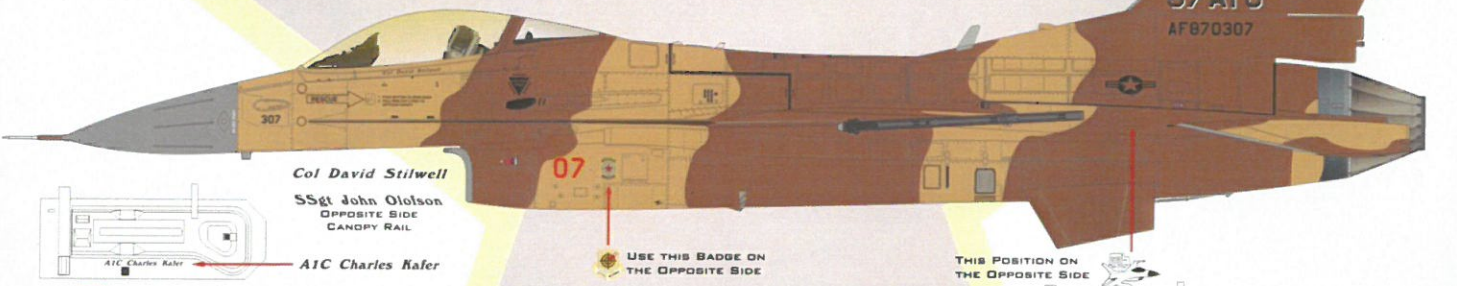
84-1244 BLOCK 25, 2012



MODELER'S NOTE 84-1244 HAS A POLISHED PITOT TUBE, GUN PORT, INTAKE NAVIGATION LIGHT HOUSINGS, IFR LIGHT HOUSING ON THE TAIL, AFT EXTERNAL WING TANK MOUNTS, AND HUB CAPS

Col David Stilwell
 SSgt John Olofson
 A1C Charles Kafer

87-0307 BLOCK 32, 2007

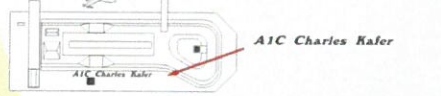


Col Terrence O'Shaughnessy
 SrA Richard Kalinowski
 SrA Raymond Martinez

2005

Col Terrence O'Shaughnessy
 LEFT SIDE CANOPY RAIL

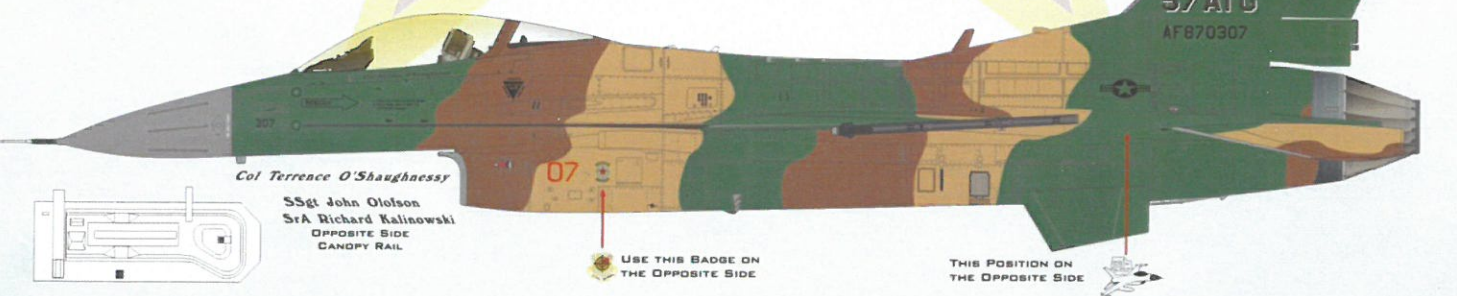
SrA Richard Kalinowski
 SrA Raymond Martinez
 RIGHT SIDE CANOPY RAIL



MODELER'S NOTE WHILE IN THE DESERT SCHEME, USE THE THICKER "BORT" NUMBERS ON 87-0307. THE GUN PORT IS BLACK AND THE FORWARD PORTIONS OF THE INTAKE NAVIGATION LIGHTS ARE POLISHED

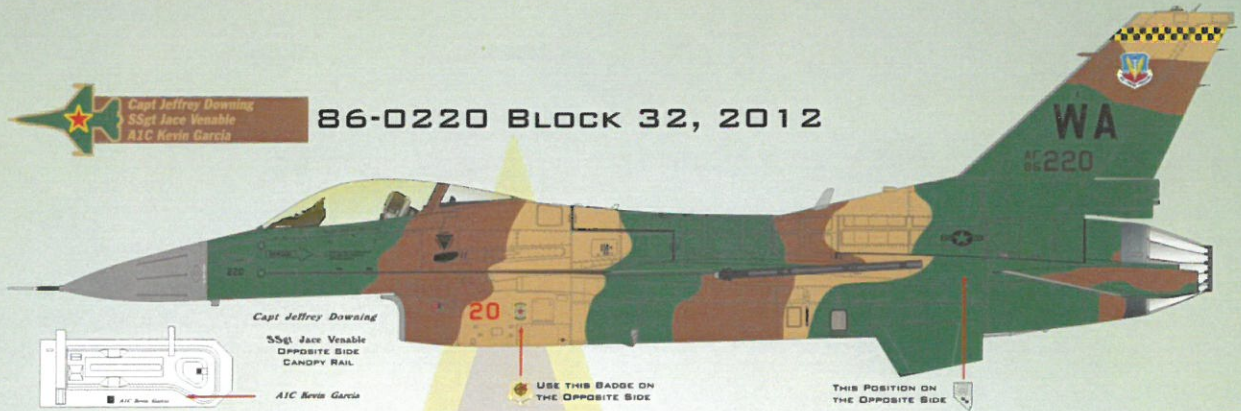

Col Terrence O'Shaughnessy
 SSgt John Olofson
 SrA Richard Kalinowski

87-0307 BLOCK 32, 2004



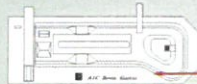
MODELER'S NOTE WHILE IN THE LIZARD SCHEME, USE THE THINNER "BORT" NUMBERS ON 87-0307. THE FORWARD PORTIONS OF THE INTAKE NAVIGATION LIGHTS ARE POLISHED. THERE ARE NO WALKWAY MARKINGS AND THE INFLIGHT REFUELING DOOR GUIDANCE STENCIL IS LIGHT GRAY FS36251. USE EITHER THE KIT DECAL OR ONE FROM AFTERBURNER DECALS F-16 STENCIL AND DATA SHEET 48-016

Lizard Scheme



Capt Jeffrey Downing
SSgt Jace Venable
A1C Kevin Garcia

86-0220 BLOCK 32, 2012



Capt Jeffrey Downing
SSgt Jace Venable
OPPOSITE SIDE
CANOPY RAIL
A1C Kevin Garcia

USE THIS BADGE ON
THE OPPOSITE SIDE

THIS POSITION ON
THE OPPOSITE SIDE

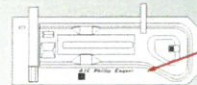
2009



Capt Jeffrey Downing
SSgt Jace Venable
A1C Kevin Garcia

Lt Col Brian Delamater
LEFT SIDE
CANOPY RAIL

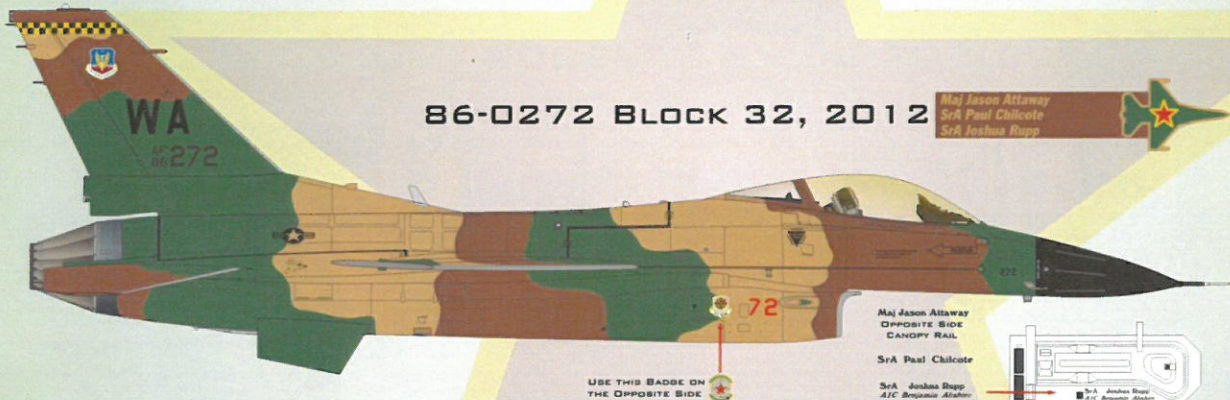
SSgt Wade Fuels
RIGHT SIDE
CANOPY RAIL



A1C Phillip Enquer

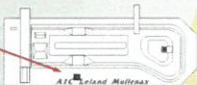
MODELER'S NOTE

86-0220 HAS A BLACK GUN PORT AND FORMER THUNDERBIRD ENGINE INSTALLED WITH HIGHLY POLISHED "TURKEY FEATHER" EXHAUST PETALS



86-0272 BLOCK 32, 2012

Maj Jason Attaway
SrA Paul Chilcote
SrA Joshua Rupp



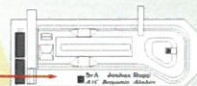
A1C Leland Mullenax

A1C Leland Mullenax

Capt Adam Markel
LEFT SIDE
CANOPY RAIL

SSgt Jonathan Gerlach
RIGHT SIDE
CANOPY RAIL

Maj Jason Attaway
OPPOSITE SIDE
CANOPY RAIL
SrA Paul Chilcote
SrA Joshua Rupp
A1C Benjamin Alabaster

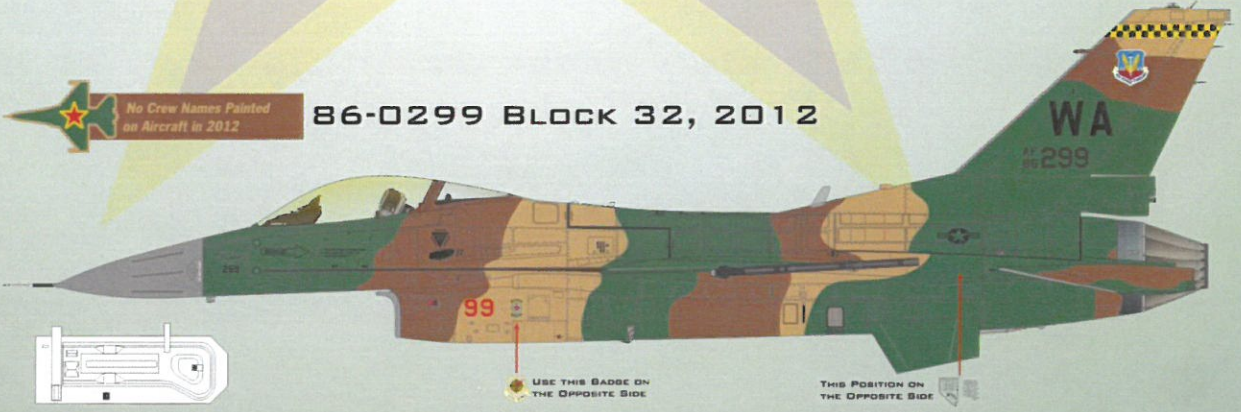


Capt Adam Markel
SSgt Jonathan Gerlach
A1C Leland Mullenax

2009

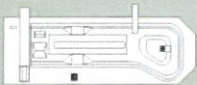
MODELER'S NOTE

86-0272 RETAINED ITS BLACK NOSE FROM ITS TIME AS THE SQUADRON FLAGSHIP. IN 2012, THE LANDING/TAXI LIGHTS WERE MOVED TO THE NLG DOOR FROM THE MLG.



No Crew Names Painted
on Aircraft in 2012

86-0299 BLOCK 32, 2012



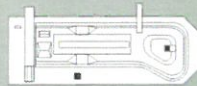
2009



Maj David "Bevo" Seitz
SSgt Matt Gerry


Maj David "Bevo" Seitz
LEFT SIDE
CANOPY RAIL

SSgt Matt Gerry
RIGHT SIDE
CANOPY RAIL



THIS POSITION ON
THE OPPOSITE SIDE

Arctic Scheme



Maj Dave Evans
SSgt Charles Golas
A1C Joshua Rivera

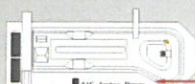
86-0273 BLOCK 32, 2012



Maj Dave Evans

73

WA
AF
86
273

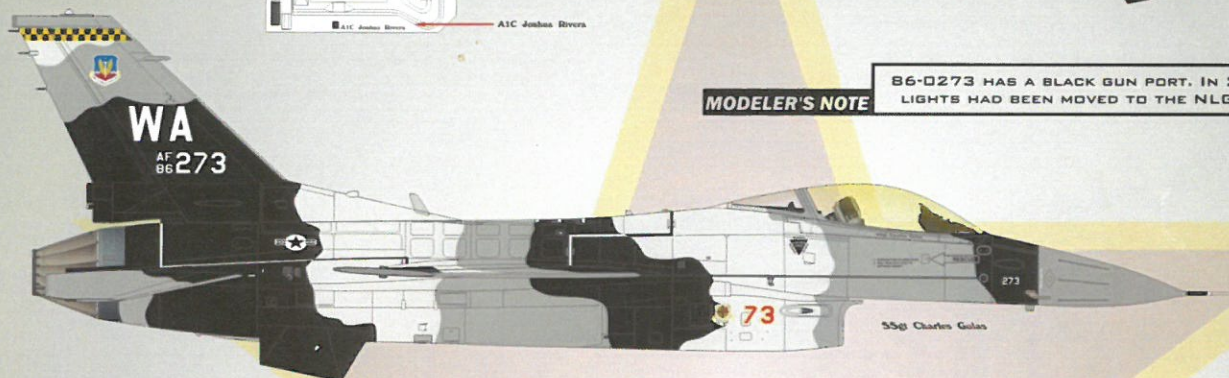


A1C Joshua Rivera

A1C Joshua Rivera

MODELER'S NOTE





86-0273 HAS A BLACK GUN PORT. IN 2012, THE LANDING/TAXI LIGHTS HAD BEEN MOVED TO THE NLG DOOR FROM THE MLG.

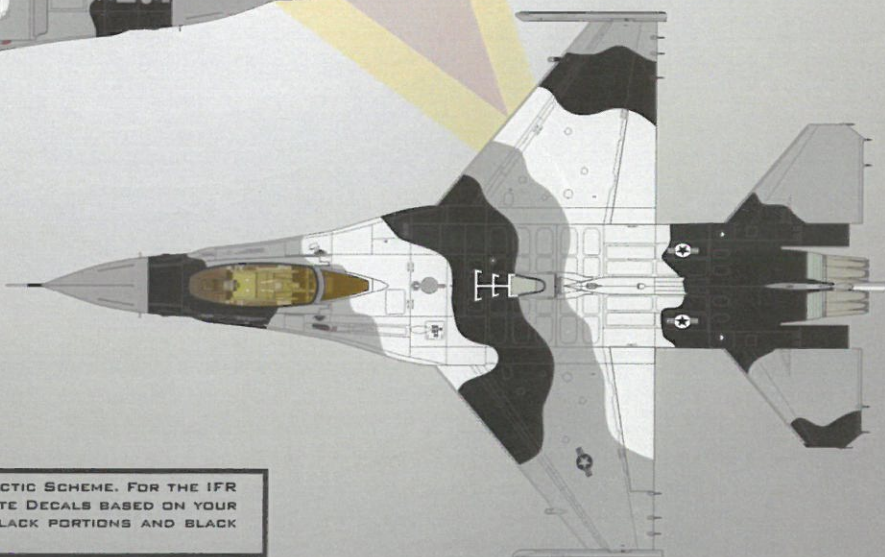
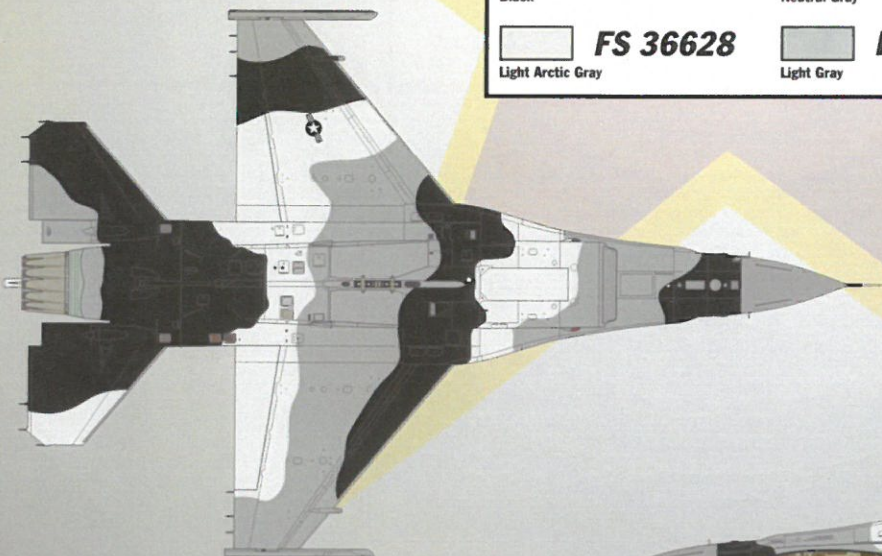


WA
AF
86
273

73

SSgt Charles Golas



	FS 37038		FS 36270
Black		Neutral Gray	
	FS 36628		FS 36251
Light Arctic Gray		Light Gray	




MODELER'S NOTE

USE THE BLACK AND WHITE WALKWAY MARKINGS FOR THE ARCTIC SCHEME. FOR THE IFR DECAL, YOU WILL NEED TO CUT AND COMBINE THE BLACK/WHITE DECALS BASED ON YOUR DEMARCATION LINE. WHITE DECALS WILL BE USED ON THE BLACK PORTIONS AND BLACK DECALS USED ON THE GRAY AREAS.

Blizzard Scheme







86-0269 BLOCK 32, 2012



MODELER'S NOTE

86-0269 HAS A BLACK GUN PORT. IN 2012, THE LANDING/TAXI LIGHTS HAD BEEN MOVED TO THE NLG DOOR FROM THE MLG.



	FS 35109		FS 36270
Aggressor Blue		Neutral Gray	
	FS 36628		FS 36251
Light Arctic Gray		Light Gray	

MODELER'S NOTE

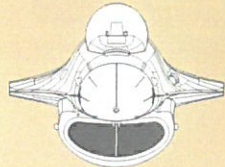
THE BLIZZARD PAINT SCHEME FEATURES "HARD" LINES. EVERY SECTION WAS MASKED PRIOR TO PAINTING RATHER THAN A "FREE-HAND" PAINT JOB. THIS PROCESS ELIMINATES OVER-SPRAY ISSUES. HOWEVER, THERE IS A SMALL SECTION OF NEUTRAL GRAY FS 36270 ON THE AFT, RIGHT HAND SIDE OF THE DORSAL SECTION ON THE VERTICAL STABILIZER. THIS IS THE ONLY SECTION OF THE JET THAT FEATURES A "FEATHERED, SOFT" EDGE.

F-16C Block 32

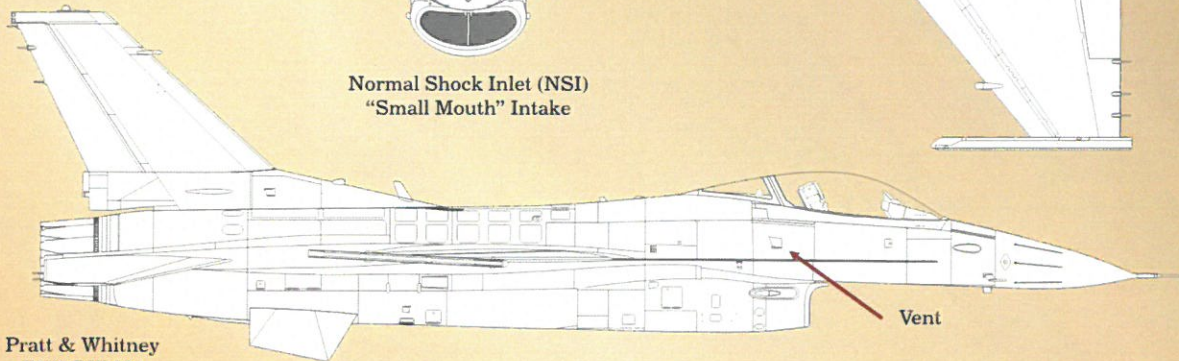
Entering service in 1987, the b30/32s are the first block of F-16s affected by the Alternative Fighter Engine project under which aircraft were fitted with either P&W or GE engines. From this point on, blocks ending in "0" are powered by GE, and blocks ending in "2" are fitted with P&W engines.

Set of 2 fuselage strengthening plates & 2 wing strengthening plates

Wide Angle Conventional Head Up Display (WAC HUD)



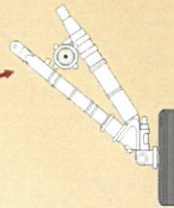
Normal Shock Inlet (NSI)
"Small Mouth" Intake



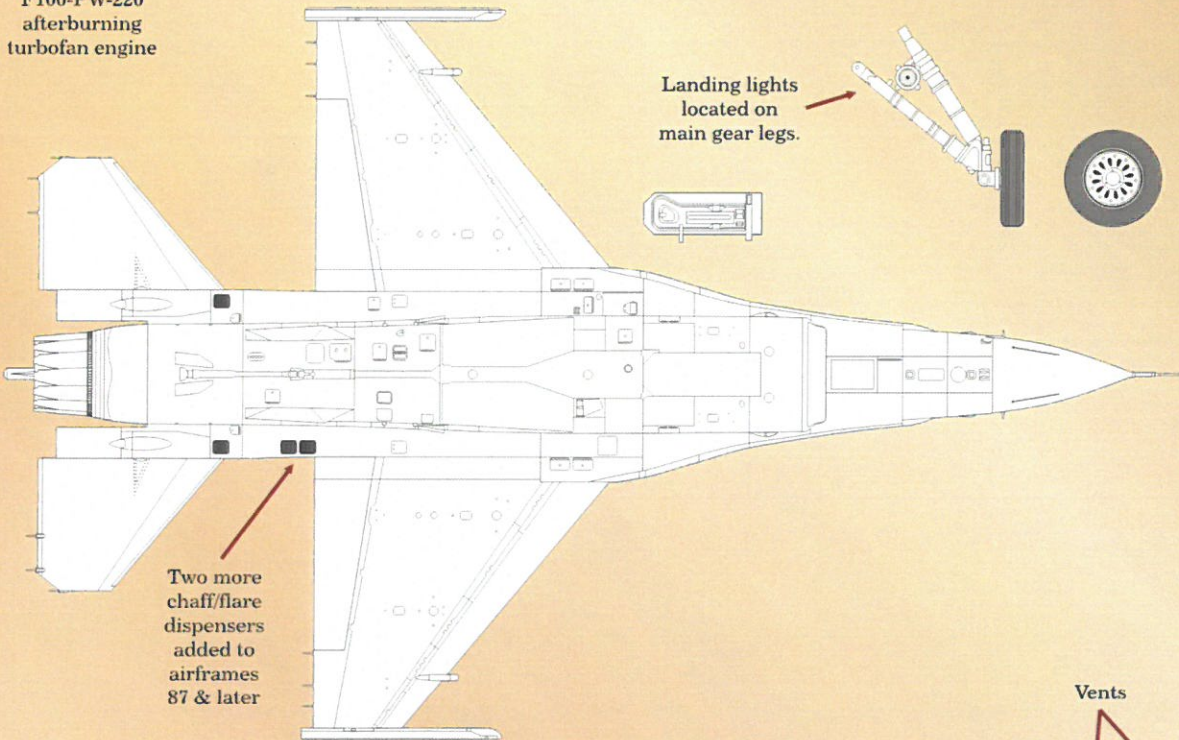
Vent

Pratt & Whitney F100-PW-220 afterburning turbofan engine

Landing lights located on main gear legs.



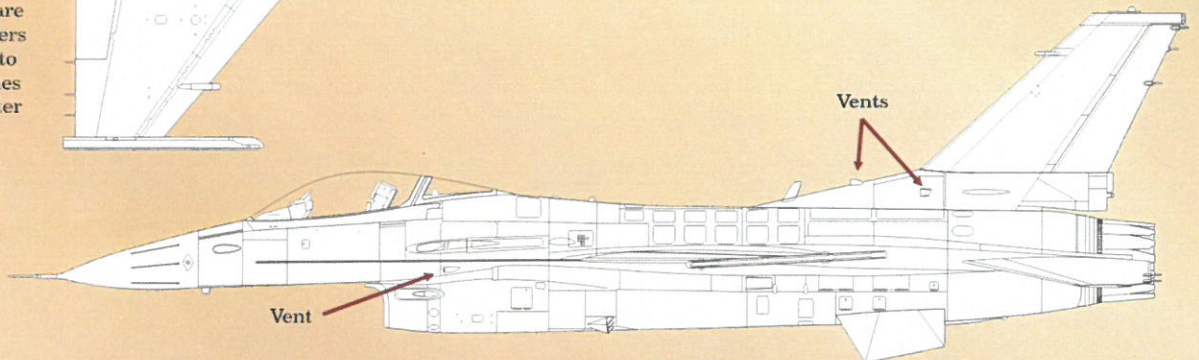
Lightweight main gear legs and wheels. The aircraft featured on this sheet have the newer type wheels.



Two more chaff/flare dispensers added to airframes 87 & later

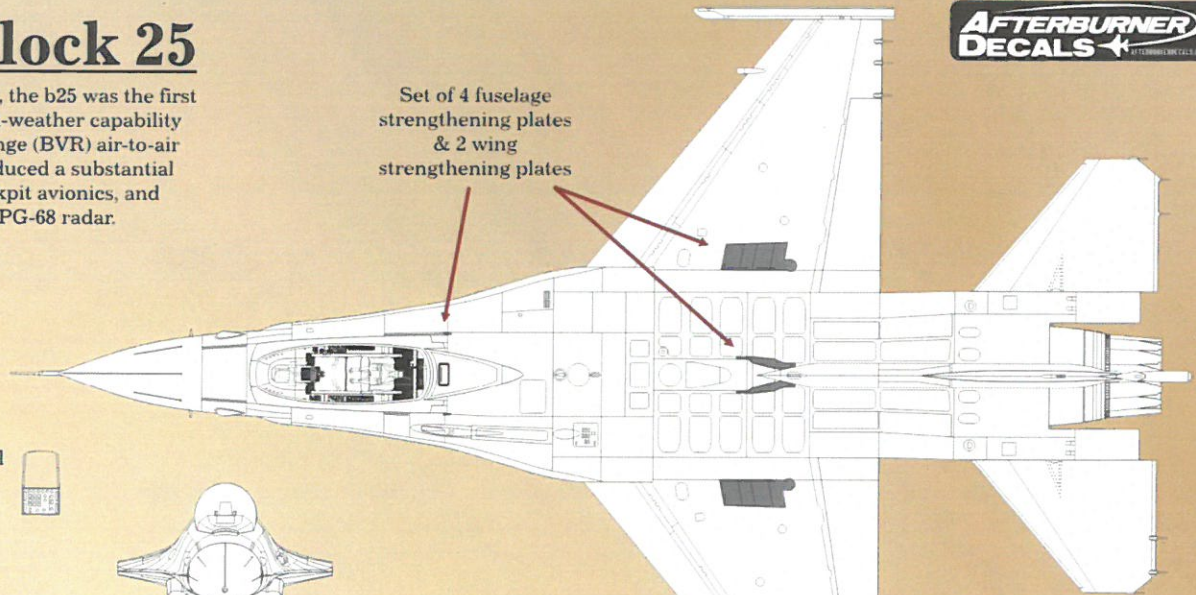
Vents

Vent



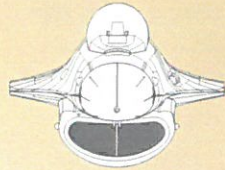
F-16C Block 25

Entering service in 1984, the b25 was the first C/D block. It added all-weather capability with beyond-visual-range (BVR) air-to-air missiles. It also introduced a substantial improvement in cockpit avionics, and improved AN/APG-68 radar.



Set of 4 fuselage strengthening plates & 2 wing strengthening plates

Wide Angle Conventional Head Up Display (WAC HUD)



Normal Shock Inlet (NSI) "Small Mouth" Intake

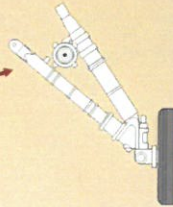
Fuselage strengthening plate

RAM panel

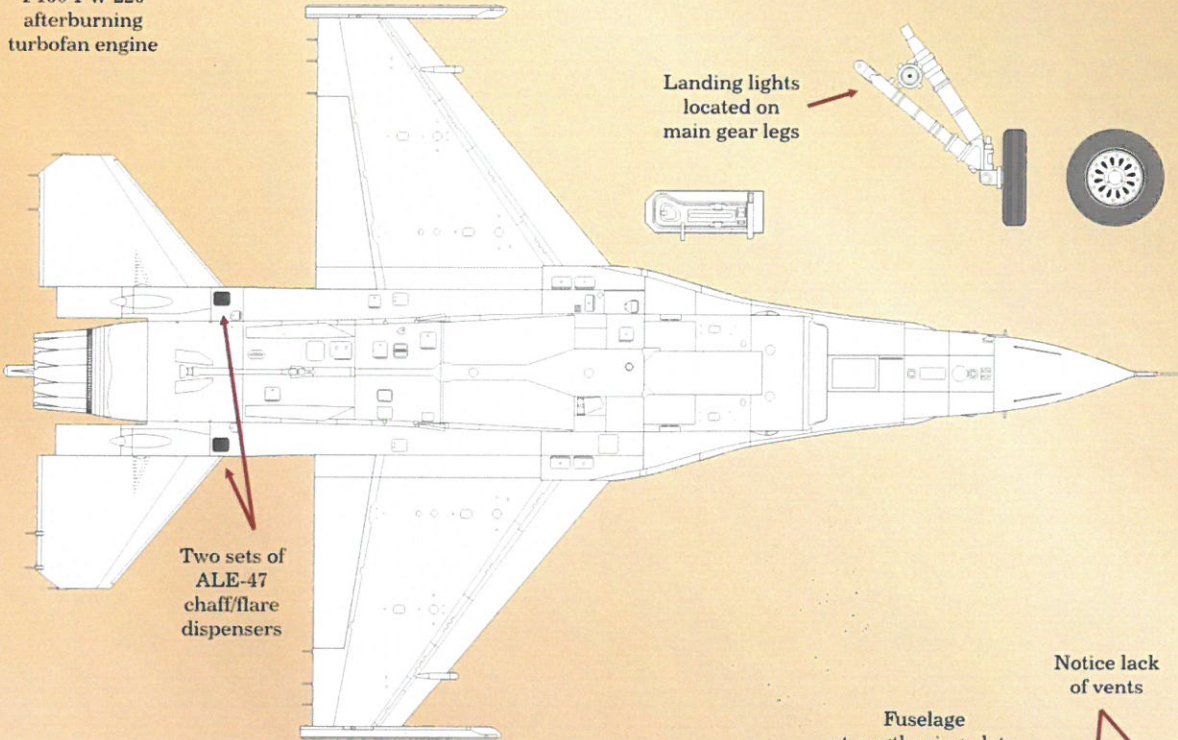
Notice lack of vent

Pratt & Whitney F100-PW-220 afterburning turbofan engine

Landing lights located on main gear legs



Lightweight main gear legs and wheels. The aircraft featured on this sheet have the newer type wheels.



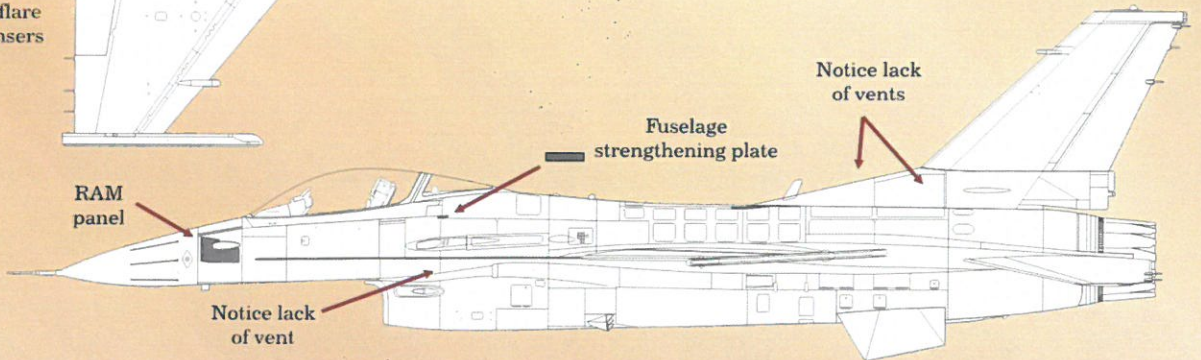
Two sets of ALE-47 chaff/flare dispensers

Notice lack of vents

Fuselage strengthening plate

RAM panel

Notice lack of vent



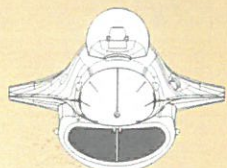
F-16CG Block 42



Entering service in 1988, the b42 is the improved all-day/all-weather precision strike variant equipped with the (Low-Altitude Navigation and Targeting, Infra-Red) pod system and associated holographic HUD. It also features heavyweight undercarriage and beefed up airframe to accommodate the increased weapons load.

Set of 10 fuselage strengthening plates

Wide Angle Raster Head Up Display (WAR HUD)

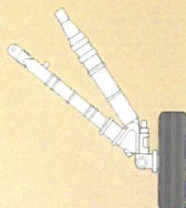


Normal Shock Inlet (NSI)
"Small Mouth" Intake

Pratt & Whitney
F100-PW-229
afterburning
turbofan engine

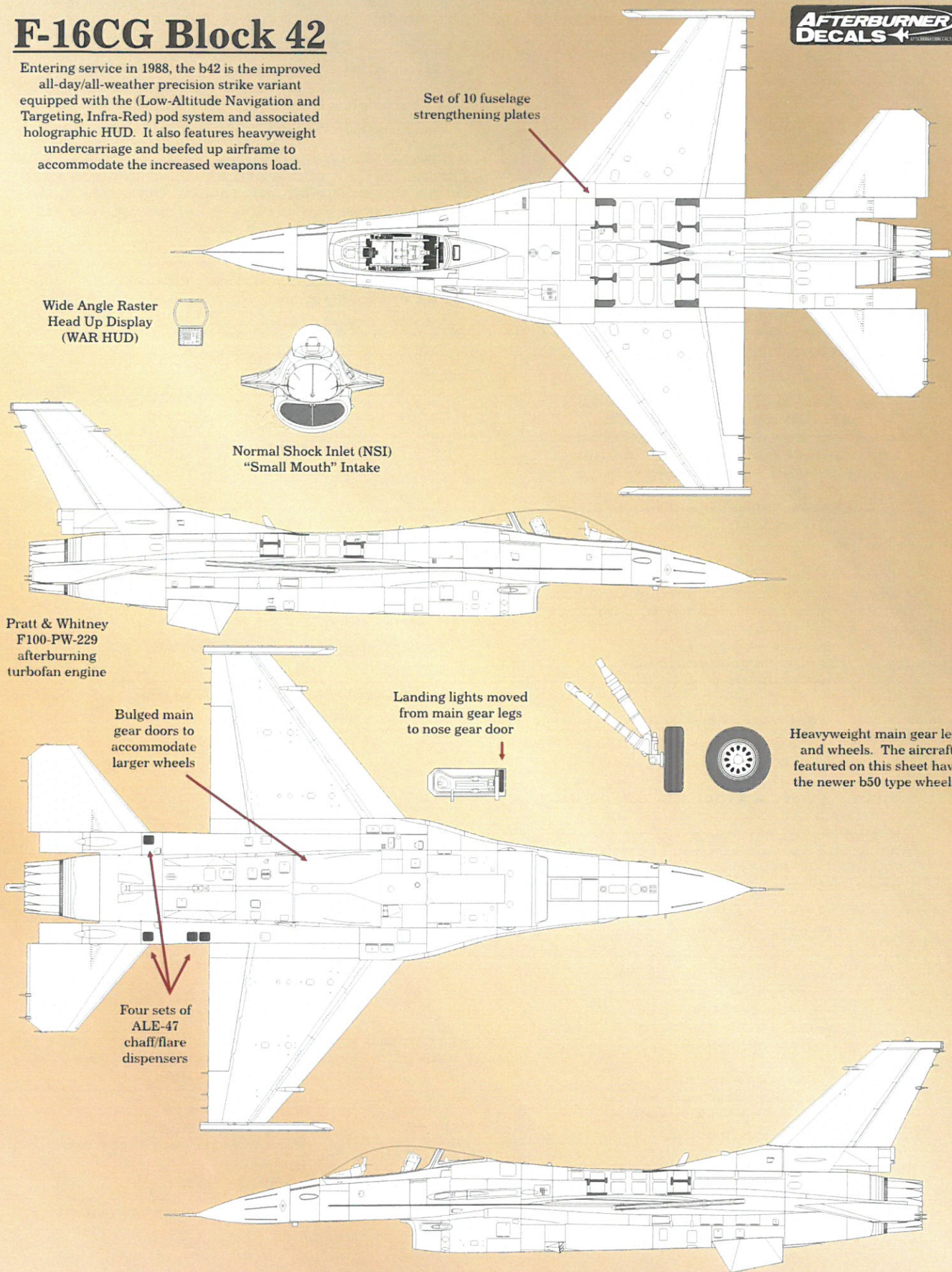
Bulged main gear doors to accommodate larger wheels

Landing lights moved from main gear legs to nose gear door



Heavyweight main gear legs and wheels. The aircraft featured on this sheet have the newer b50 type wheels.

Four sets of
ALE-47
chaff/flare
dispensers





MODELING NOTES:

THESE DECALS WERE SIZED FOR THE TAMIYA F-16 KITS. THEY CAN BE USED WITH THE HASEGAWA KIT WITH THE FOLLOWING NOTES OF CAUTION:

- THE IN-FLIGHT REFUELING (IFR) DOOR IS UNDERSIZED ON THE HASEGAWA KIT AND THESE STENCILS WILL BE TOO LARGE.
- THE UPPER FUSELAGE & WING WALKWAY LINES, MAINLY PARTS 5,6,7,8,9 WILL NOT CORRECTLY FIT THE HASEGAWA KIT.

WANT TO TAKE YOUR MODEL FROM ORDINARY TO EXTRAORDINARY? ACCESSORIZE IT WITH GREAT RESIN PARTS FROM SHAWN HULL RESIN. WE CANNOT RECOMMEND HIS STUFF ENOUGH!!

AVAILABLE THROUGH HIS WEBSITE:
WWW.SHULL24.COM

IF CUTTING MASKS ISN'T YOUR "THING" A GREAT SET OF PRE-CUT VINYL MASKS FOR THE NEW "BLIZZARD" SCHEME IS AVAILABLE FROM STEEL BEACH ACCESSORIES. THESE CAN BE PURCHASED AT:
SPRUE BROTHER MODELS
WWW.SPRUEBROTHERS.COM

TAMIYA F-16 KITS:

FOR 1/48, USE THE F-16C/N "AGGRESSOR/ADVERSARY" RELEASE KIT. THIS KIT COMES WITH EVERYTHING TO PROPERLY MODEL A BLOCK 25, 32, OR 42.
FOR 1/32, USE THE BLOCK 32 THUNDERBIRDS RELEASE KIT. THIS BOXING WILL ALLOW YOU TO BUILD A BLOCK 25 OR 32. SEE THE BLOCK EXPLANATION PAGES FOR FURTHER MODIFICATION DETAILS.

PHOTO REFERENCE:

FOR MORE INFORMATION ABOUT THE F-16, WE HIGHLY RECOMMEND THE PHOTO REFERENCE BOOK:

"THE MODERN VIPER GUIDE, THE F-16C/D EXPOSED"
BY JAKE MELAMPY.

ALSO CHECK OUT:
"THE VIPER STORY, PART II: TEST & TRAINING F-16S"
BY JAKE MELAMPY.

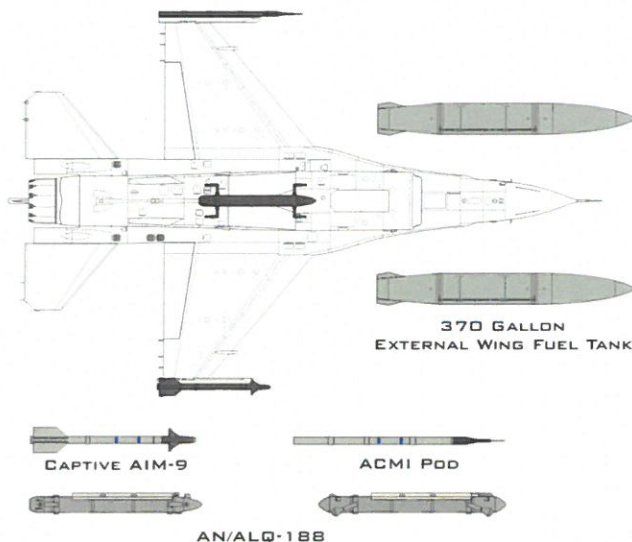
THESE BOOKS AND OTHER GREAT AVIATION RESOURCES ARE AVAILABLE AT:
WWW.REIDAIRPUBLISHING.COM

WEAPONS NOTES:

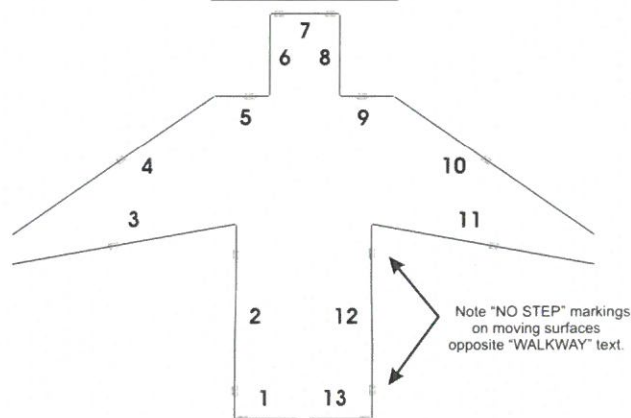
THE AN/ALQ-188 ELECTRONIC ATTACK TRAINING POD PROVIDES GENERIC CAPABILITY TO SIMULATE FOREIGN THREAT AND ECM CAPABILITY FOR AIRCREW TRAINING AND WEAPONS EVALUATION.

THE ACMI POD (AIR COMBAT MANEUVERING INSTRUMENTATION) IS CARRIED BY ALL AIRCRAFT DURING RED FLAG OPERATIONS, AND TRACKS AND RECORDS AN AIRCRAFT'S MOVEMENTS DURING AN ENGAGEMENT FOR USE DURING DEBRIEF.

OCCASIONALLY, 370 GALLON EXTERNAL WING FUEL TANKS WILL BE USED FOR MISSION ENDURANCE. TANKS WILL BE STANDARD SOLID NEUTRAL GRAY FS 36270.



WALKWAY AND WING STENCIL PLACEMENT:



SPECIAL THANKS:

THIS SHEET WOULD NOT BE POSSIBLE WITHOUT THE HELP OF MANY PEOPLE. WE WOULD LIKE TO SINCERELY THANK YOU FOR YOUR CONTRIBUTIONS.

LT. KEN LUSTIG
JAKE MELAMPY
SEAN HAMPTON
BRUCE SMITH
GARY EMERY
57TH AMXS
PIET HUBLEIN

DUANE KAISER
RANDY ROTHHAAR
(RANDY ROTHHAAR PHOTOGRAPHY)
JOE KATES
(PHOTORECON.NET)
KAI WOLTER
(COMBATEDGEPRODUCTIONS.COM)

