


AeroMaster™

PRODUCTS

Bf 109E BATTLE OF BRITAIN...EAGLE DAY

Pt. IV



Suggested Kit: Hasegawa/Tamiya/HobbyCraft, Messerschmitt Bf 109 Family.

Pt. IV

Bf 109E-3 'White 2' 4/JG51

Ofw. Hans Illner.

'White 2' was a highly personalised aircraft, carrying not only the II/JG51 'Weeping Bird' emblem but also the name of a girl-friend below the cockpit. Anschuss bars were painted on the fin and a large pair of smoking lips on the aircraft's chin! The latter denoting Illner's first victory. The aircraft is heavily mottled in RLM 02 and 71.



A/C 1 and 3 have non-std fuselage cross size and/or placement.



Bf 109E-4 2/JG3

We suggest that the spinner be first painted white before applying the red spiral decal, and it must be placed in the right order.

Bf 109E-4 'Black 13' 2/JG3

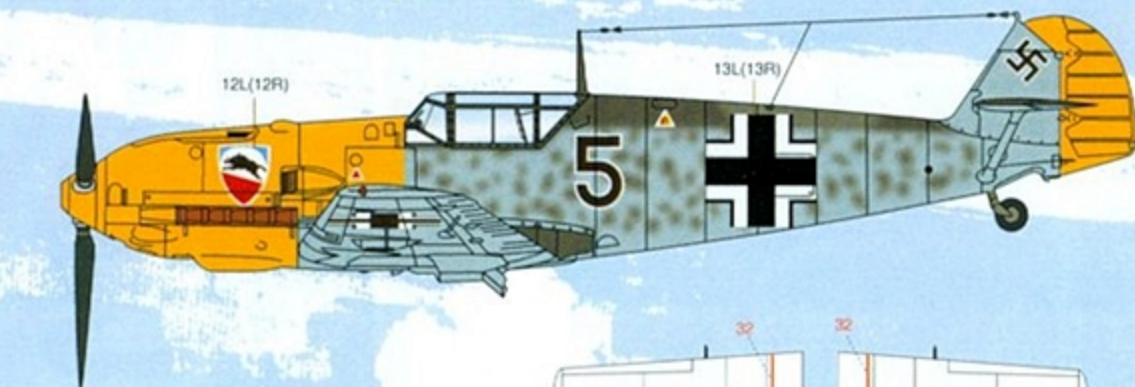
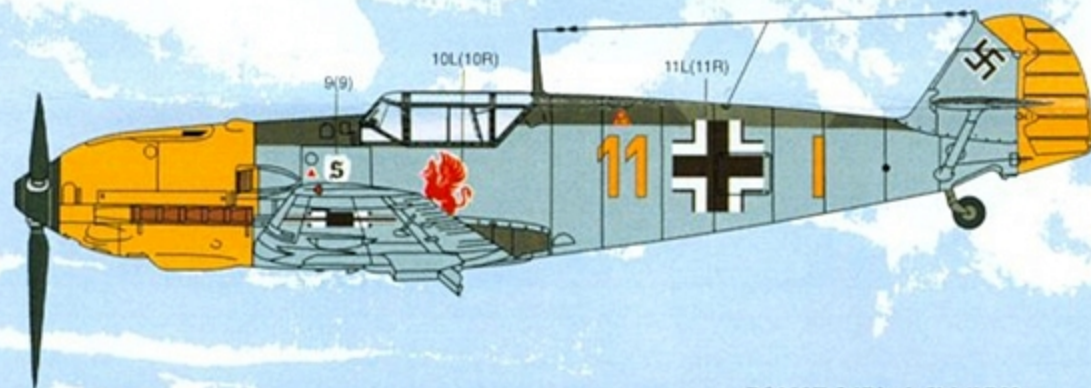
Oblt. Helmut Tiedmann.

This aircraft carried a very high demarcation camouflage of RLM 02 & 71 while the mottling was RLM 02 only. Note the tactical identification flashes on wing tips, tailplanes and fin, 'Black 13' carried the JG3 emblem, the 'Tatzelwurm' in the Staffel colour of Red. After combat on 18 August 1940, Tiedmann made a forced landing at Leeds Castle, Kent.

Bf 109E-1 'Yellow 11' 9/JG26

Fw. Artur Beese.

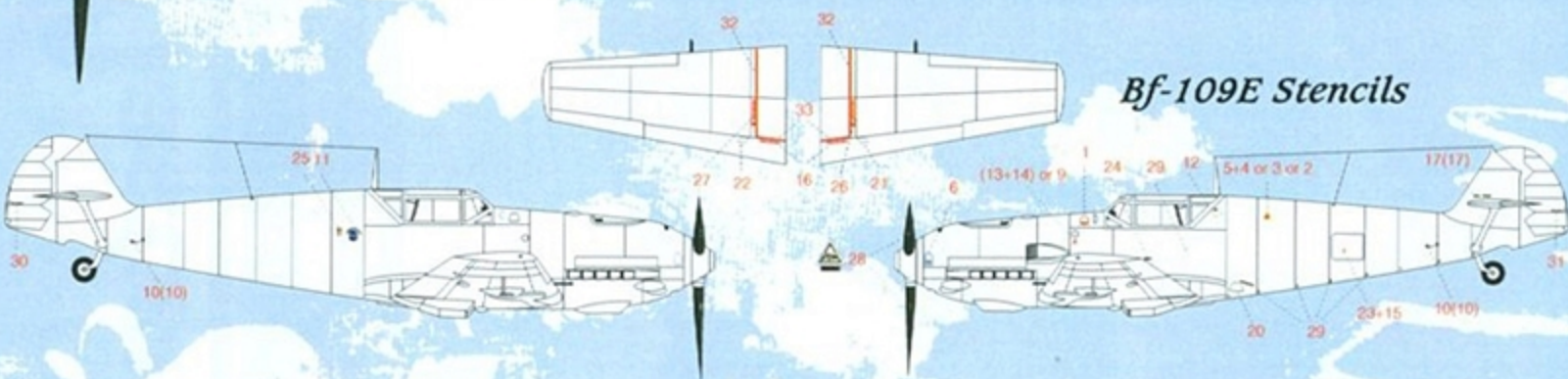
'Yellow 11' force landed and broke its back in sand dunes near Calais on 24 August 1940. The aircraft carries the 'Schlageter' and 'Hollenhund' emblems (which could be with or without the White outline) denoting Gruppe and Staffel. Also of note are the smaller numbers and Gruppe bar which was typical practice for III/JG26 aircraft.



Bf 109E-3 'Black 5' 1/JG52

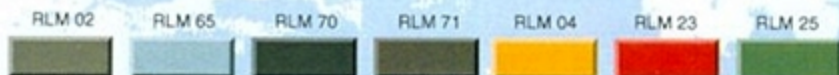
Oblt. Helmut Bennemann

Note that the yellow tactical identification colour has been taken back to a line in front of the cockpit and the Gruppe 'Running Boar' emblem neatly applied on top. 'Black 5' carries a high demarcation camouflage in RLM 02 & 71 with RLM 02 mottling.



Bf-109E Stencils

Standard Factory Stencils for the early Bf-109 B-C-D-E Family. Take into consideration that not all were used on operational A/C, specially after Field repairs and painting.



Suggested 1:48 Scale Kits:

- Hasegawa/Tamiya/HobbyCraft.
- Messerschmitt Bf 109 E.